

Lisbon, November 6, 2007

Modernizing Universities in Europe

by Francisco Veloso

Fostering competitive research and learning environments to attract and train highly qualified human resources

Fostering the Competitiveness of European Universities - An Agenda

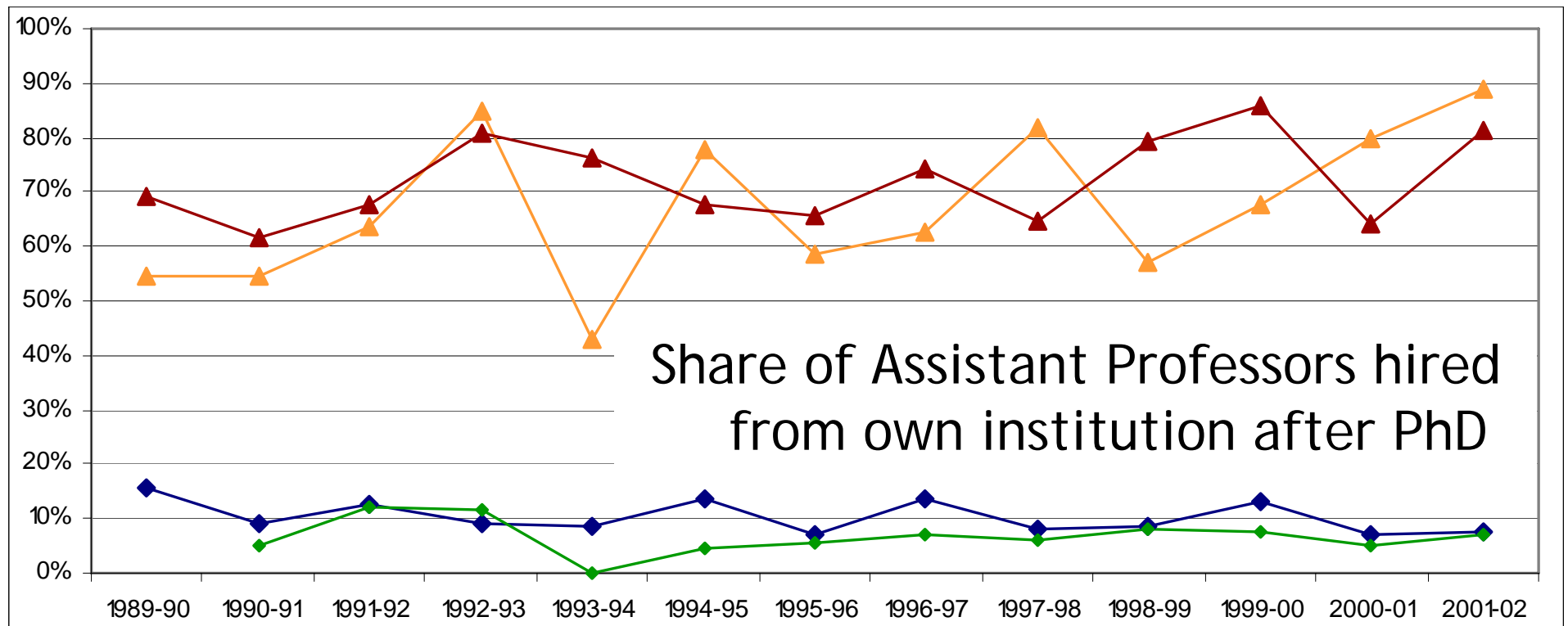
- Promote Mobility
- Reward Excellence
- Keep Innovating

Elements of a global market for talent

Example: Top 25 US Universities in Mid-Atlantic

- Roughly 20,000 regular faculty (9-10 month contract)
- Hired close to 3000 faculty from 2004 to 2006
 - Almost 5% of total faculty per year
 - Meaning in 10 years close to 50% of total faculty
- Foreign nationals account for 20% of total hires
- Dynamic hiring of tenured professors
 - Over 450 faculty hired with tenure from 2004 to 2006
 - Represents 1% of tenured faculty per year

Academic inbreeding is rampant in European schools, especially in the South

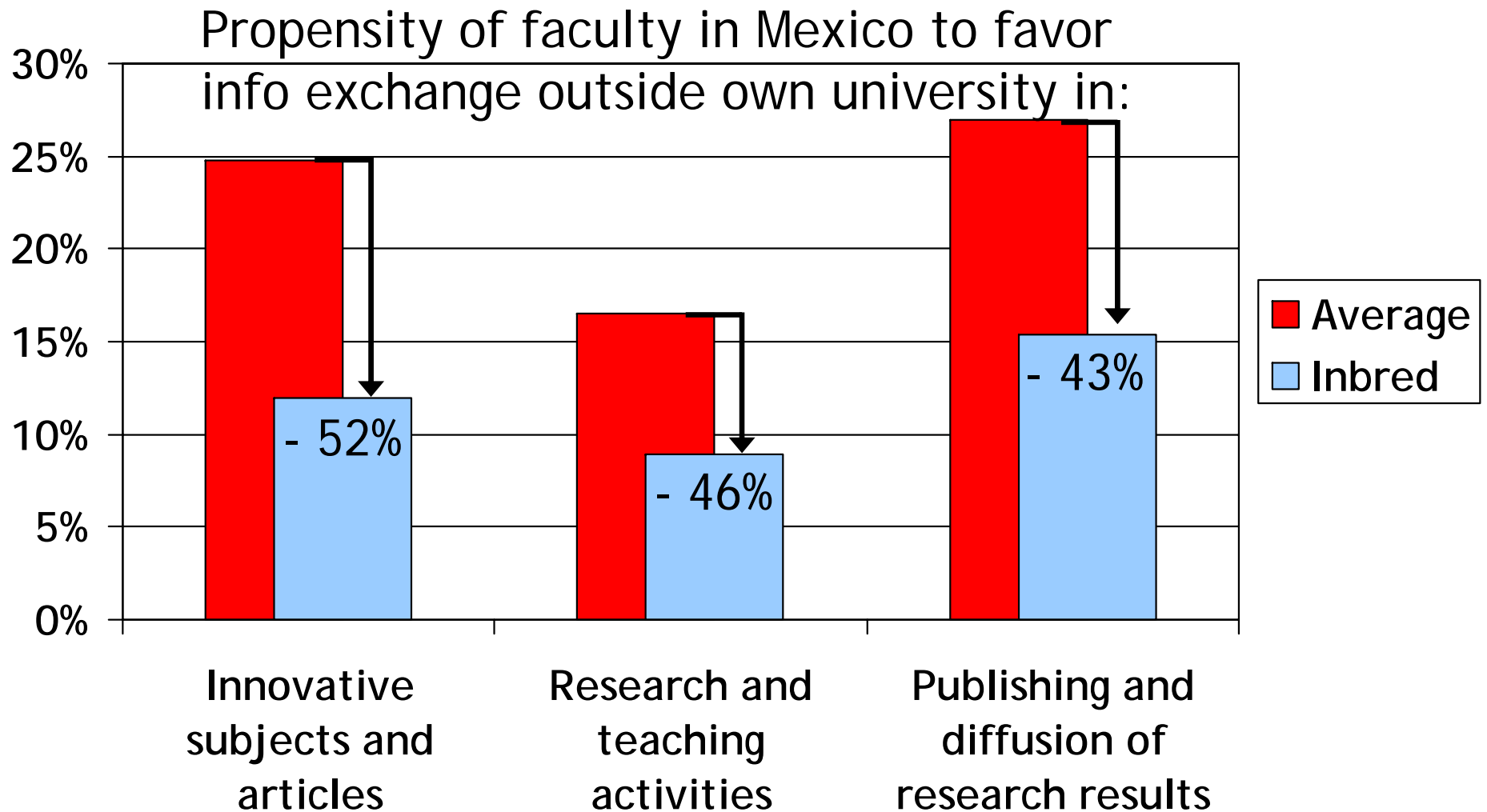


- ◆— University of Wisconsin Madison - USA
- ◆— University of Texas at Austin - USA
- ▲— University of Porto - Portugal
- ▲— Technical University of Lisbon - Portugal

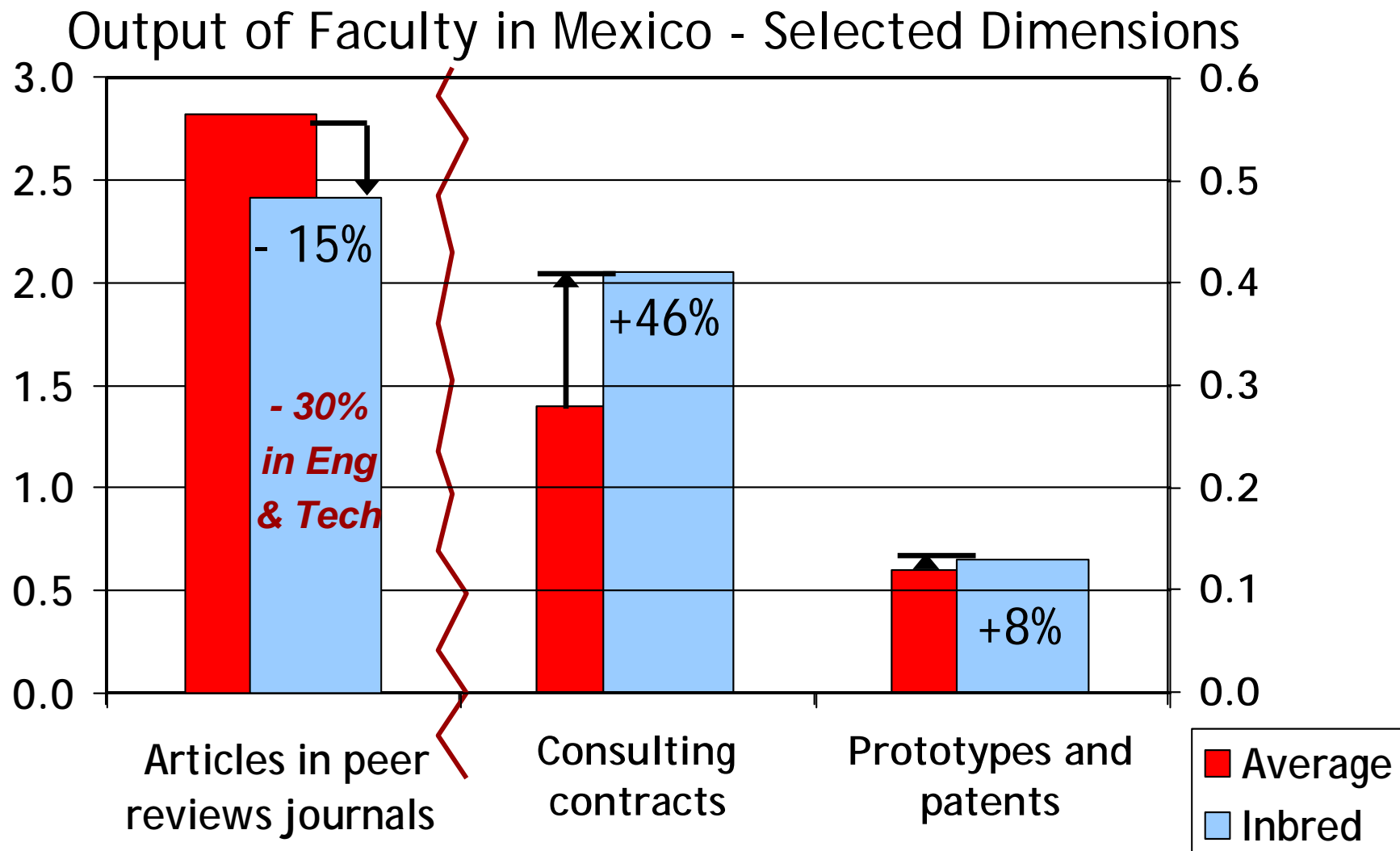
Inbreeding also high in many other regions

Country	Academic Inbreeding rate
United States	Overall Very low Some exceptions (e.g.): Harvard Law School is 81%; Yale Law School is 73%
United Kingdom	17%
France	50%
Portugal	80%
Spain	95%
Japan	Low overall: 34% High on national universities
Russia; Mexico; Korea; China; Singapore; Sweden	High inbreeding rates

Inbreds less engaged in external research contacts, risking knowledge obsolescence



Inbreds have less scientific productivity, substituting with external engagement...



Fostering the Competitiveness of European Universities - An Agenda

- Promote Mobility
- Reward Excellence
- Keep Innovating

EU University salaries lower than US

UK Universities (2005/6)	Annual
London School of Economics	86,312
City University	80,422
London Sc. Hyg. & Trop. Med.	78,826
The Open University	78,672
University of the Arts, London	77,158
Imperial College	76,886
King's College London	76,510
Cranfield University	76,433
The University of Aberdeen	76,297
University College London	76,171
The University of Leicester	75,868
Edinburgh College of Art	75,554
Royal Holloway and Bedford	75,343
The University of Liverpool	75,292
The University of Keele	75,044
The University of Newcastle	74,719
The University of Hull	74,534
The University of Glasgow	74,418
The University of Essex	74,345
The University of East London	74,226
Cardiff University	74,134
The University of Leeds	74,009
The Royal Veterinary College	73,752
Aston University	73,620

US Mid-Atlantic Univ. (2006)	9/10 month
University of Pennsylvania	129,633
Princeton University	127,018
Columbia University	112,879
Cornell University	108,186
CUNY Grad Sch. & Univ. Center	107,152
New York University	105,486
Carnegie Mellon University	101,233
George Washington University	98,433
Georgetown University	98,237
Johns Hopkins University	95,320
Rutgers University	94,496
University of Rochester	92,833
Rensselaer Polytechnic Institute	92,476
Lehigh University	92,430
Stony Brook University	89,653
Univ. of Maryland-College Park	89,253
SUNY at Buffalo	87,728
University of Delaware	85,856
Temple University	84,944
Pennsylvania State Univ. (Main)	83,975
SUNY at Albany	82,186
Syracuse University	81,824
Univ. of Pittsburgh (Main)	81,473
SUNY at Binghamton	79,899

And much more homogeneous

UK Universities (2005/6)	Annual
London School of Economics	86,312
City University	80,422
London Sc. Hyg. & Trop. Med.	78,826
The Open University	78,672
University of the Arts, London	77,158
Imperial College	76,886
King's College London	76,510
Cranfield University	76,433
The University of Aberdeen	76,297
University College London	76,171
The University of Leicester	75,868
Edinburgh College of Art	75,554
Royal Holloway and Bedford	75,343
The University of Liverpool	75,292
The University of Keele	75,044
The University of Newcastle	74,719
The University of Hull	74,534
The University of Glasgow	74,418
The University of Essex	74,345
The University of East London	74,226
Cardiff University	74,134
The University of Leeds	74,009
The Royal Veterinary College	73,752
Aston University	73,620

85%

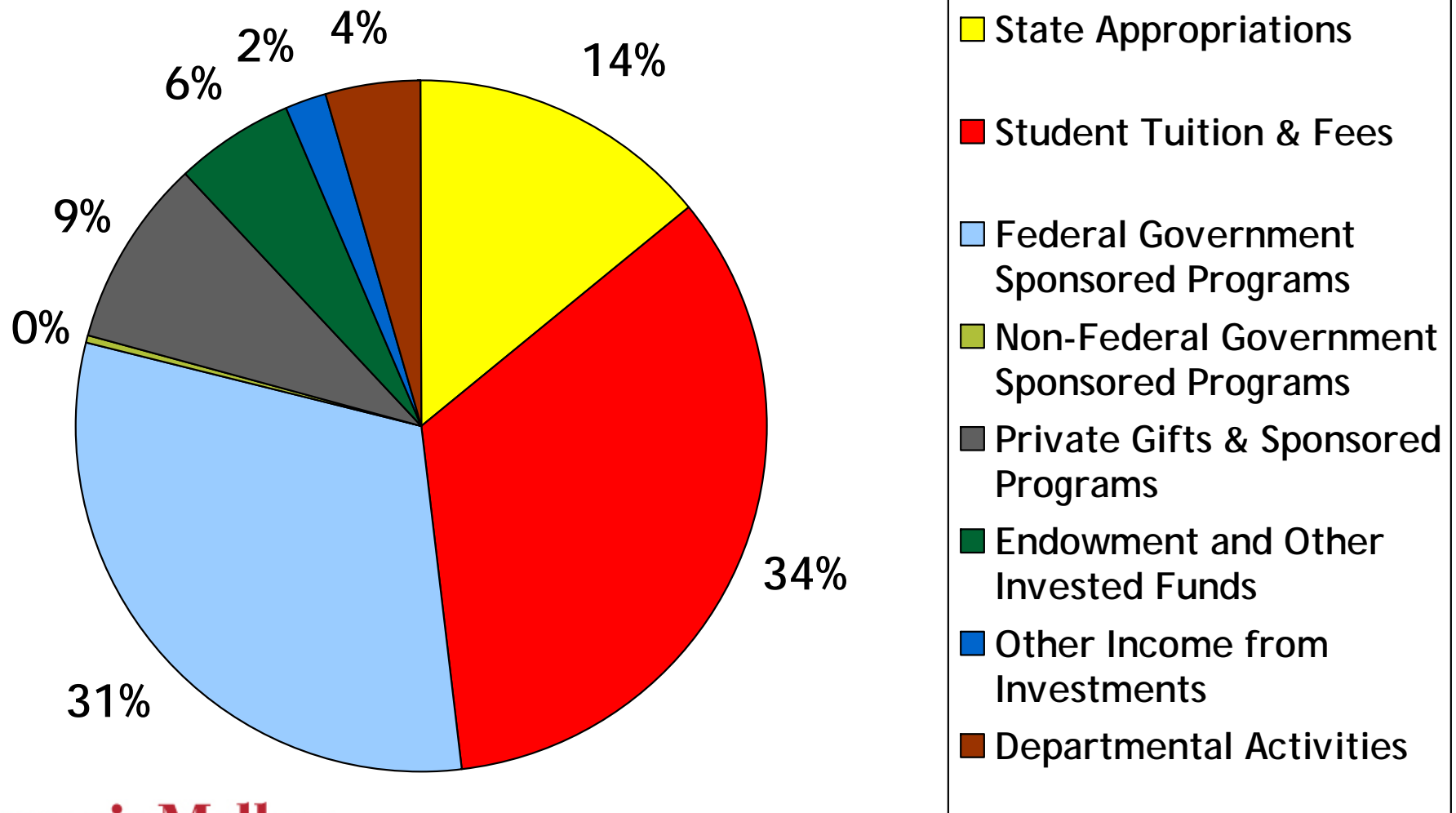
US Mid-Atlantic Univ. (2006)	9/10 month
University of Pennsylvania	129,633
Princeton University	127,018
Columbia University	112,879
Cornell University	108,186
CUNY Grad Sch. & Univ. Center	107,152
New York University	105,486
Carnegie Mellon University	101,233
George Washington University	98,433
Georgetown University	98,237
Johns Hopkins University	95,320
Rutgers University	94,496
University of Rochester	92,833
Rensselaer Polytechnic Institute	92,476
Lehigh University	92,430
Stony Brook University	89,653
Univ. of Maryland-College Park	89,253
SUNY at Buffalo	87,728
University of Delaware	85,856
Temple University	84,944
Pennsylvania State Univ. (Main)	83,975
SUNY at Albany	82,186
Syracuse University	81,824
Univ. of Pittsburgh (Main)	81,473
SUNY at Binghamton	79,899

60%

US funding mostly from private sources!

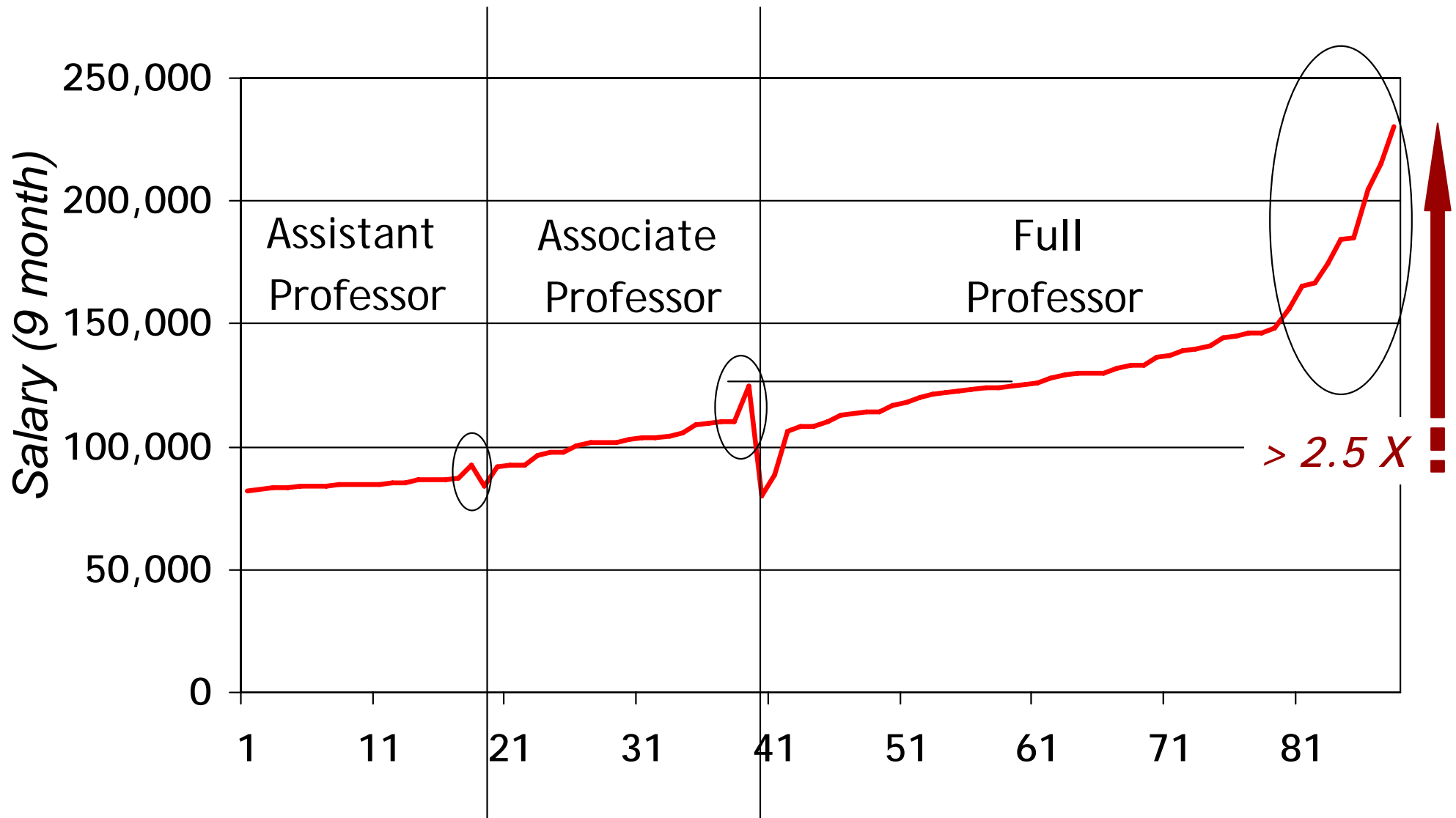
University of Michigan Budget Sources

Year 2005-2006; Excludes Health System; Total of \$2.3Billion



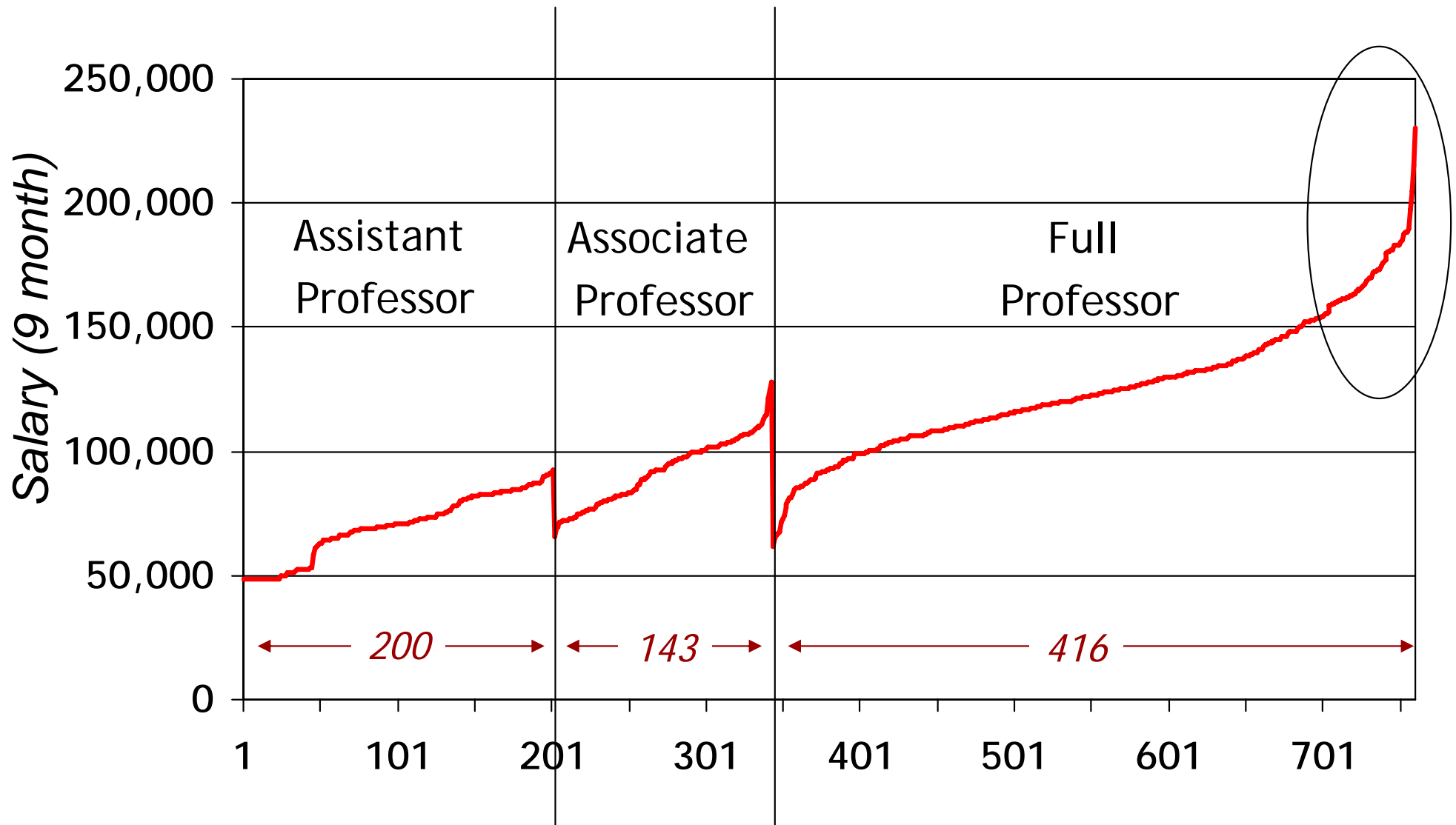
Asymmetric salaries to reward excellence

Univ. of Michigan - Electrical Eng. & Computer Science



Asymmetric salaries to reward excellence

Michigan Salary Distribution in Nat. Sciences & Eng.



Fostering the Competitiveness of European Universities - An Agenda

- Promote Mobility
- Reward Excellence
- Keep Innovating

Universities need continuous Innovation

The Example of Carnegie Mellon

- A Global University for a Globalized world
 - Campus in Qatar - Undergraduate
 - Campus in Adelaide - Masters in Policy
 - INI - Information Networking Institute dual MS.
 - Athens, Tokyo, Korea, Portugal
- CMU-Portugal: Long Term Education and Research collaboration in Info. & Communication Technology
 - Dual MSc Programs in Info Networking, Info Security, Software Engineering, Human Computer Interaction
 - Dual PhDs (ECE, CS, Tech. Change & Entrepreneurship)

Fostering the Competitiveness of European Universities - Opening Debate!

■ Promote Mobility

- Prevent academic inbreeding
- Develop true European market for talent

■ Reward Excellence

- Create system to support European elite schools - in a competitive way! Don't pick winners.
- Establish flexible financial mechanisms to attract and secure top talent within elite schools

■ Keep Innovating

- Try new approaches to research & education in environment of global competition for talent

THANK YOU!

contact info: fveloso [at] cmu.edu

I would like to acknowledge Hugo Horta
for help in preparing this presentation