



Vilnius Meeting Participation Figures

14-17 September 2010

Attendance and remote participation

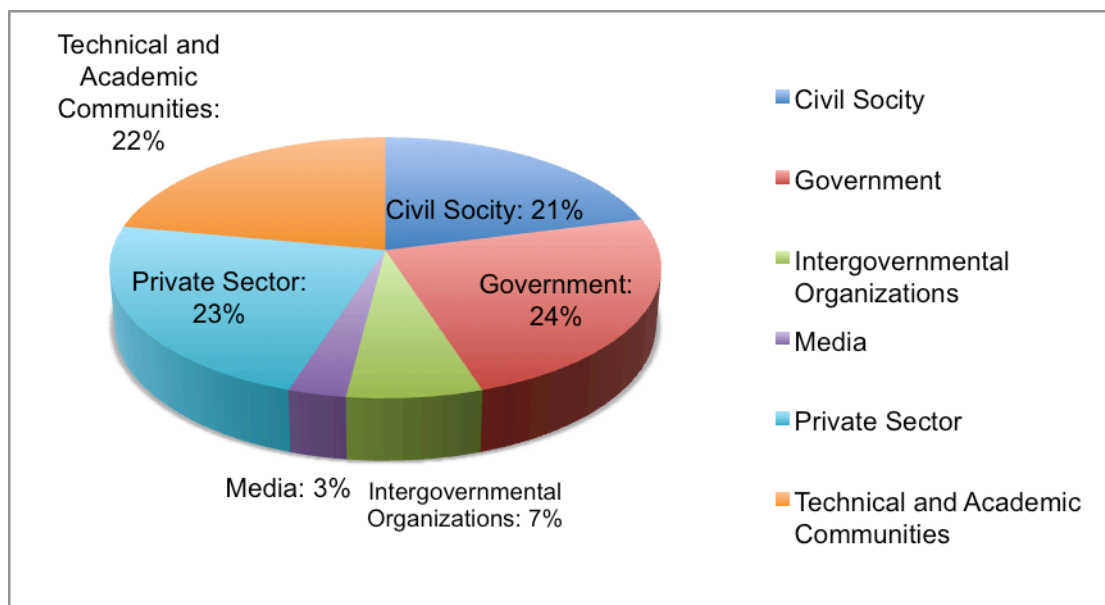
Special efforts were made to facilitate remote participation, relying on two pillars: real-time transcription and video webcasts. Both were made available as live webcasts from all sessions, that is seven main sessions and 109 other official meetings such as workshops, open forums, and dynamic coalition meetings. All in all, there were more than 460 hours of live webcasts.

All transcripts and videos are available as archives on the IGF Web site. Remote participation relied on 32 remote hubs set up for the meeting, 27 of them were located in developing countries. Over 1300 people, representing all stakeholder groups, participated in these remote hubs set up for the meeting, in groups ranging from 20 to 40 people. (The number of remote participants refers exclusively to the participants in remote hubs and does not include the individual remote participants who may have watched parts of the meeting.)

More than 2000 people registered and 1451 participants were present in Vilnius. 36% among them were women, thus considerably improving the gender balance. Adding the number of remote participants to the physical participants brings up the overall figure of participants to over 2750, the largest participation figure of any IGF meeting. 1327 or 48.2% of these participants reside in developing countries. The participants came from 107 countries, where more than 95% of the world's Internet users are located.

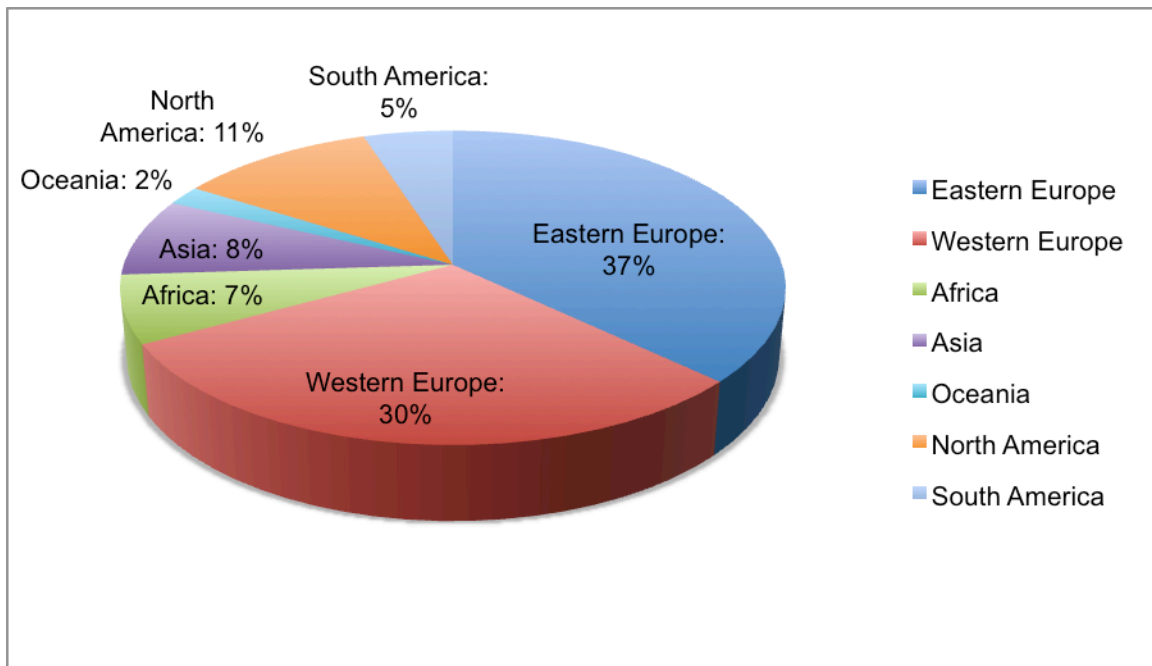
The breakdown of participants shows that all the major stakeholder groups were represented almost equally, with 21% of participants coming from civil society, 23% from private sector and 24% government representatives and 22% technical and academic communities.

Vilnius meeting: participant breakdown by stakeholder group¹



¹ Based on badges issued at the Vilnius meeting.

Vilnius meeting: participant breakdown by region²



Vilnius meeting: remote participant breakdown by region³

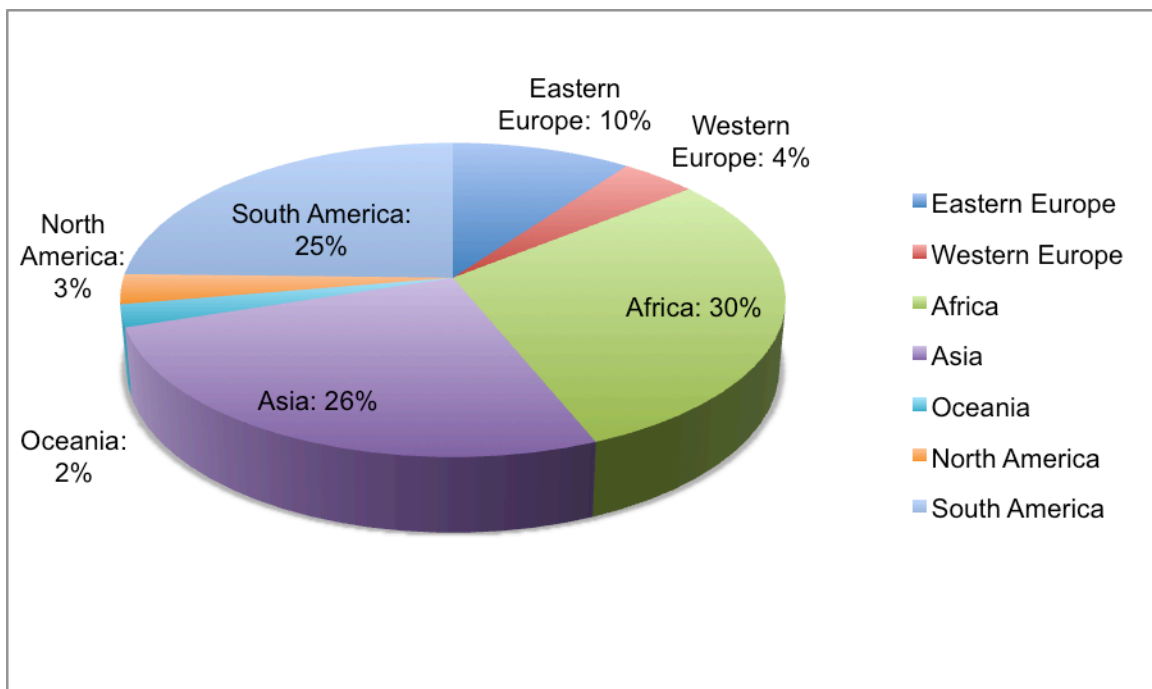


Figure 3: Vilnius meeting remote participant breakdown by region⁴

Overall Representation in Vilnius by Region

While a strong majority of physical participants were from Eastern and Western Europe (77%), the participation in remote hubs presented a strong presence from developing countries, with 81% of all remote participants coming from these countries.

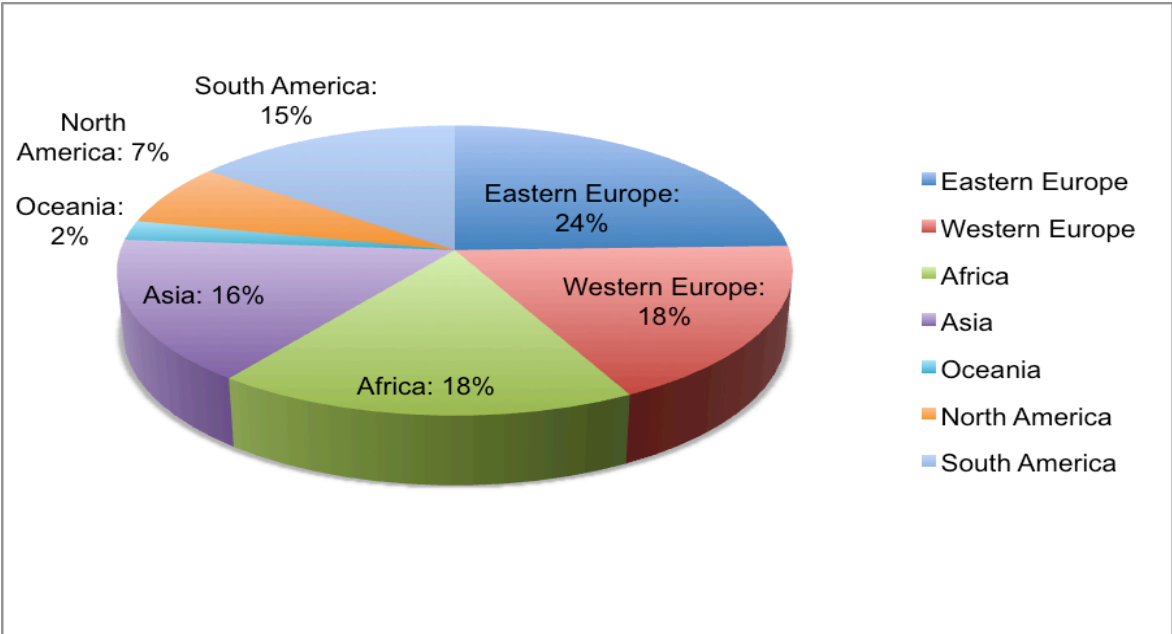
² Based on badges issued at the Vilnius meeting.

³ Based on Remote Hub figures

⁴ Based on Remote Hub figures

Combining the figures of physical and remote attendance present a different geographical balance, with participants from Eastern Europe coming first with 24% of the total, followed by those from Africa and Western Europe with 18%, Asia with 16%, Latina America with 15% and North America with 7%..

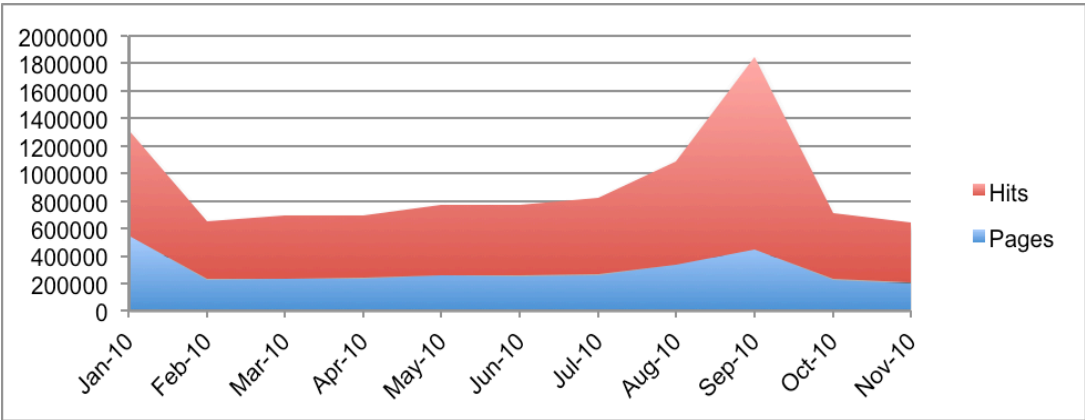
Vilnius meeting: overall breakdown by region⁵



Online collaboration

The IGF Web site was the portal into the preparatory process which relied to a large extent on online collaboration. As in previous years, throughout the preparatory process for the 2010 IGF meeting, all stakeholders were invited to submit contributions. Around 53 contributions by governments, private sector, civil society, the academic and technical communities as well as intergovernmental organizations were received. The increase in the Web site visits from the first to the fifth IGF meeting mirrored the increased interest in the IGF. The number of visited pages in 2010 has kept above the 200,000 margin, peaking on the dates of the annual meeting, with over 1390000 hits and over 448000 page views.

IGF Web site traffic 2010



⁵ Based on remote hub proposals and badges issued at Vilnius meeting.