



**REPORT TO CONGRESS
ON THE BENEFITS
OF THE PRESIDENT'S
E-GOVERNMENT INITIATIVES**

FISCAL YEAR 2009

Table of Contents

Executive Summary.....	i
Summary of E-Government Initiatives.....	3
Department of Agriculture	37
Department of Commerce.....	43
Department of Defense	50
Department of Education.....	57
Department of Energy	62
Department of Health and Human Services	66
Department of Homeland Security	74
Department of Housing and Urban Development	83
Department of the Interior.....	88
Department of Justice	94
Department of Labor	100
Department of State.....	105
U.S. Agency for International Development	110
Department of Transportation	113
Department of the Treasury.....	119
Department of Veterans Affairs	124
U.S. Army Corps of Engineers	129
Environmental Protection Agency	131
General Services Administration	135
National Aeronautical and Space Administration.....	142
National Archives and Records Administration.....	146
National Science Foundation	148
Nuclear Regulatory Commission	152
Office of Personnel Management	154
Small Business Administration	157
Smithsonian Institution.....	164
Social Security Administration	166
Corporation for National Community Service.....	171
Institute of Museum and Library Services.....	173
National Endowment for the Arts.....	175
National Endowment for the Humanities	177
Office of Management and Budget.....	179
Securities and Exchange Commission.....	181
Attachment A – E-Gov Website Screenshots	Attachment A
Attachment B – FY 2009 E-Gov Funding – By Agency.....	Attachment B
Attachment C – FY 2009 E-Gov Funding – By Initiative.....	Attachment C
Attachment D – FY 2009 E-Gov Funding – Agency Bureaus.....	Attachment D
Attachment E – FY 2008 E-Gov Funding – By Agency	Attachment E
Attachment F – FY 2008 E-Gov Funding – Agency Bureaus	Attachment F
Attachment G – FY 2007 E-Gov Funding – By Agency.....	Attachment G
Attachment H – FY 2007 E-Gov Funding – Agency Bureaus.....	Attachment H

Attachment I – FY 2006 E-Gov Funding – By Agency..... Attachment I
Attachment J – FY 2006 E-Gov Funding – Agency Bureaus Attachment J
Attachment K – FY 2002 through FY 2005 E-Gov Funding – By Agency..... Attachment K
Attachment L – E-Gov Initiative Development Status & Risks Attachment L
Attachment M – E-Gov Initiative Risks..... Attachment M
Attachment N – E-Gov Milestones & Goals..... Attachment N
Attachment O – E-Gov Initiative Funding History Attachment O

Executive Summary for E-Government Benefits Report to Congress

The Federal government is delivering results through expansion and adoption of electronic government principles and best practices in managing information technology (IT). Through the implementation of these principles, the government is increasingly providing timely and accurate information to citizens and government decision makers while ensuring security and privacy.

In the fall of 2001, the Office of Management and Budget (OMB) and federal agencies identified 24 E-Government initiatives which were approved by the President's Management Council. Operated, managed, and supported by agencies, these initiatives provide high-quality, common solutions such as citizen tax filing, federal rulemaking, and electronic training. Beneficiaries include citizens, businesses, and Federal and state government employees.

In the spring of 2004, OMB announced the formation of five Line of Business (LoB) task forces. Additional LoBs were established in 2005 and 2006, bringing the total number of LoBs to nine. The LoBs were identified through a comprehensive analysis of agencies' enterprise architecture data, seeking to determine common solutions and methodologies in order to improve service delivery to agencies, increase operational efficiencies, and decrease unnecessary duplication in common administrative areas.

In August 2006, OMB released Memorandum 06-22 (M-06-22), *Cost Savings Achieved Through E-Government and Line of Business Initiatives*. M-06-22 requested agencies to identify legacy investments impacted by agency use of an E-Government or LoB initiative and develop baseline cost estimates for these investments. OMB is continuing to work with agencies to identify additional legacy investments impacted by E-Government and LoB initiatives.

Selected examples of how citizens and Federal employees are benefiting through the use of the Presidential E-Government initiatives include:

GovBenefits.gov - GovBenefits.gov provides a single point of access for citizens to locate information and determine potential eligibility for government benefits and services. In March 2008, GovBenefits.gov launched a customized connection for the Social Security Administration's Benefits Eligibility Screen Tool (BEST). The customized connection replaced the existing BEST tool, leveraging GovBenefits.gov's powerful screening technology while preserving BEST's detailed eligibility screening for 17 different SSA-related benefit programs. It also provides citizens with a list of the Social Security benefits they may be eligible to receive. Other highlights from 2008 include:

- Since 2002, the site attracted more than 31 million visitors and generated over 23.4 million referrals to government benefit programs, receiving approximately 388,000 visits per month.
- GovBenefits.gov received 4.65 million visitors in FY08, a 45% increase over FY07.
- GovBenefits.gov received the 2008 GCN Award from Government Computer News Magazine

Grants.gov - Grants.gov is the federal one-stop online portal where potential grant recipients can find and apply for over 1,000 grant programs – representing more than \$450 billion awarded by the 26 grant-making agencies and other federal grant-making organizations. In September 2008, Grants.gov received the 200,000th electronic grant application submission for Fiscal Year 2008. In fact, Grants.gov received 16% more submissions in Fiscal Year 2008 than in 2007.

Integrated Acquisition Environment (IAE) - The Integrated Acquisition Environment (IAE) initiative is an operational, secure business environment that facilitates and supports cost-effective acquisition of goods and services by agencies. Through the use of government-wide business-oriented systems, IAE is able to eliminate business process inefficiencies and storage of duplicative information for federal acquisition. Agencies realized an estimated cost avoidance of \$5,649,656 and estimated operational cost savings of \$30,820,828.

Below is a description of the sections included in the report:

- **E-Government Report (Initiative Summaries and Agency Narratives)** – Provides a summary of the purpose of each E-Government initiative followed by individual agency reports describing the relevance of the initiatives to which the particular agency provides funds.
- **Attachment A (E-Gov Web Screenshots)** – Provides images of public interfacing E-Government initiative's websites.
- **Attachment B (Funding for E-Government by Agency)** – Provides, by agency, funding contributions to E-Government initiatives in which the agency participates. Includes planned FY 2009 agency contributions.
- **Attachment C (Funding for E-Government by Initiative)** – Provides, by E-Government initiative, agency funding contributions to the initiative. Includes planned FY 2009 agency contributions.
- **Attachment D (Breakout of Funding by Agency/Bureau)** – Provides a breakout for each agency, by bureau, of funding sources for the E-Government initiatives in which the agency participates in FY 2009. Both the E-Government funding request and the amount to be provided by agency are reflected. Bureau listing is based on Appendix C of OMB Circular A-11 ("Preparation, Submission, and Execution of the Budget").
- **Attachments E through J (Funding by Agency for FY 2006 through FY 2008)** – Provides, by agency and by bureau, funding contributions to E-Government initiatives in which agencies participated from FY 2006 through FY 2008. This information is as reported in the FY 2006, FY 2007, and the FY 2008 E-Government Benefits Reports to Congress.
- **Attachment K (Funding by Agency for FY 2002 through FY 2005)** - Provides, by agency, funding contributions to E-Government initiatives in which the agency participated from FY 2002 through FY 2005.
- **Attachment L (Initiative Development Status & Risk Plan)** – Provides the current E-Government initiative Development Status as reported by the initiative. Also includes a note corresponding to the risk plan for each agency.
- **Attachment M (E-Gov Initiative Risks)** – Provides the E-Government initiative risks as reported by the initiative.
- **Attachment N (E-Gov Milestones & Goals)** – Provides a full lifecycle view of the E-Government initiatives.
- **Attachment O (E-Gov Initiative Funding History)** – Provides the E-Government initiative funding history as reported by managing partner agency publicly available business cases.

This notification is in compliance with section 737 of Division D of Public Law 110-161 (the Financial Services and General Government Appropriations Act, 2008, 121 Stat. 2028) as continued by section 101 of the Consolidated Security, Disaster Assistance, and Continuing Appropriations Act of 2009 (Public Law 110-329) which requires the Office of Management and Budget to submit a report describing each initiative, the costs of each initiative, and the sources and distribution of E-Gov funding. The information provided in this report is aligned with the activities described in the President's Budget of 2009. Below is a crosswalk of where the information is located within the report:

**Section 737, Division D –
Financial Services and General Government**

Location in Benefits Report

Sec. 737 (d) (1) - a description of each initiative including but not limited to:	▪ its objectives,	Initiative Summaries
	▪ benefits,	Initiative Summaries and Agency Narratives
	▪ development status,	Attachment L – E-Government Initiative Development Status & Risks (as reported by initiatives) The E-Government initiatives are evolutionary. While most have accomplished their initial goals and have achieved initial operating capability, they have increased their goals as they have transitioned from projects to programs.
	▪ risks,	Attachment L – E-Government Initiative Development Status & Risks (as reported by initiatives)
	▪ cost effectiveness,	Included as part of Initiative Summaries and Agency Narratives where available. Managing partner agencies include qualitative and quantitative benefits as part of their exhibit 300's as required by OMB Circular A-11 section 300, part IV, questions 6 and 8. Agencies are required to make exhibit 300's publicly available per A-11 section 22.6.
	▪ estimated date of full operational capability	Attachment N – The E-Government Milestones & Goals, includes a full lifecycle view of the initiatives The E-Government initiatives are evolutionary. While most have accomplished their initial goals and have achieved initial operating capability, they have increased their goals as they have transitioned from projects to programs that do not have finite end-dates.
Sec. 737 (d) (2) - the total development cost of each initiative by fiscal year including:	▪ costs to date,	Attachment O – E-Government Initiative Funding History (as reported by agencies in their OMB exhibit 300 submissions)
	▪ the estimated costs to complete its development to full operational capability,	Initiative costs to date are included in Attachment O – E-Government Initiative Funding History. The estimated cost to completion is not yet available as initiative governance boards have not yet determined and voted upon the costs to operate in out-years. As initiatives post updated exhibit 300's to their websites, as required by OMB Circular A-11 section 22.6, additional development costs will be available.

Section 737, Division D – Financial Services and General Government		Location in Benefits Report
	<ul style="list-style-type: none"> ▪ estimated annual operations and maintenance costs 	<p>Initiative operations and maintenance costs to date are included as part of Attachment O – E-Government Initiative Funding History.</p> <p>The estimated annual operations and maintenance costs is not yet available as initiative governance boards have not yet determined and voted upon the costs to operate in out-years.</p> <p>As initiatives post updated exhibit 300's to their websites, as required by OMB Circular A-11 section 22.6, additional annual operations and maintenance costs will be available.</p>
Sec. 737 (d) (3) - the sources and distribution of funding by fiscal year and by agency and bureau for each initiative including agency contributions to date and estimated future contributions by agency	<p>The following are included as Attachments –</p> <ul style="list-style-type: none"> ▪ 2009 funding by agencies – Attachment B ▪ 2009 funding by bureaus – Attachment D ▪ 2006 to 2008 charts included in previous Benefits Reports – Attachments E through J ▪ 2002 through 2005 funding by agencies – Attachment K <p>For estimated future contributions, the information is not available. Initiative governance boards have not yet determined and voted upon funding amount and algorithms in out-years.</p> <p>For Funding from 2002 through 2005, bureau funding is not included. Prior to FY 2006, OMB did not track this data and, therefore, cannot locate it.</p>	

The E-Government initiatives serve citizens, businesses, and Federal and state government employees by delivering high quality services more effectively and at a lower overall cost. Instead of expensive “stove-piped” operations, agencies work together to develop common solutions which achieve mission requirements at reduced overall cost, thereby making resources available for higher priority needs. For example, the E-Rulemaking initiative managed by the Environmental Protection Agency has replaced 20 existing individual agency electronic regulatory systems and over 150 paper-based docket systems with a common system which results in lowered costs, modernized technology, and improved service and burden reduction to agencies and citizens alike. Agency participation in E-Government initiatives augments budget funding by allowing agencies to focus time and resources on critical, core mission functions.

Note: This report addresses agency funding contributions. Initiatives funded solely through fee-for-service models are separate from initiatives funded through agency contributions and are not included in this report. Agency contributions reflect commitments of funding and/or in-kind services provided by partner agencies to initiative managing partner agencies in support of developing, implementing, and/or migrating to E-Government common solutions. Contribution amounts are determined annually through collaborative, inter-agency E-Government initiative governance structures and subject to approval by OMB.

"Fee-for-service" reimbursements represent transfers of funds by partner agencies to initiative service providers in exchange for services rendered by initiative service providers. The amounts are typically based on a transaction/usage-based fee structure (e.g., for payroll processing, payroll service providers base their service fees on the number of employees at a customer agency; for Recruitment One-Stop, agencies are assessed a service fee based on the number of recruitment actions processed in the prior year). Initiative service providers use fees collected from partner agencies to cover ongoing operational costs, perform routine maintenance, and support their customer base.

Summary of E-Government Initiatives

This section provides a summary overview of all E-Government and Line of Business initiatives. Initiatives are broken into five portfolios, plus the Lines of Business:

- Government to Citizen;
- Government to Business;
- Government to Government;
- Internal Efficiency and Effectiveness;
- Cross-Cutting; and
- Lines of Business.

Additional information about E-Government and Line of Business initiatives can be found at www.egov.gov. In December 2006, the Office of Management and Budget (OMB), in conjunction with the E-Government initiative program managers, concluded an effort to refine and upgrade performance measures in three key dimensions:

- Adoption/Participation – The degree to which the relevant community (agencies, bureaus and other organizations) participates in the initiative. Participation is demonstrated by the contribution of information, involvement in governance, etc.;
- Usage – The level of use by the targeted end user; and
- Customer Satisfaction – End user satisfaction with the initiative’s products and/or services.

OMB subsequently added additional metrics for those initiatives whose objectives were not sufficiently captured within the three performance dimensions above. These metrics fell into two additional performance dimensions:

- Cost Savings/Avoidance – The degree to which the initiative results in cost savings, cost avoidance and reduction in burden from both a government and citizenry perspective; and
- Efficiency – The degree to which the initiative results in process improvements such as a decrease in time and/or an increase in productivity.

These metrics are available to view at the E-Government website – www.egov.gov.

Government to Citizen Portfolio

GovBenefits.gov – Managing Partner Department of Labor (DoL)

GovBenefits.gov is the official benefits website of the Federal government, providing all U.S. citizens with information and eligibility prescreening services for more than 1,000 federally-funded benefit and assistance programs. Having connected more than 31 million people to benefit information that they may have otherwise never encountered, GovBenefits.gov effectively accomplishes the objective of enabling citizens to easily access government services.

GovBenefits.gov features an online screening tool to help individuals and benefit caseworkers quickly determine potential eligibility for a wide variety of programs including assistance with counseling, disasters, education, health care, housing, food, loans, social security, and taxes. Following completion of the questionnaire – which is free, user-friendly, and requests no personally identifiable information – users are provided with a list of programs they may be eligible for, along with contact information to apply.

GovBenefits.gov also reduces redundancy within government through its implementation of “Customized Connections,” which are partner agency-branded eligibility prescreening tools specific to an agency’s unique constituents. For example, the longstanding Social Security Administration (SSA) Benefits Eligibility Prescreening Tool (BEST) no longer requires SSA technology and supporting investment, as the site now resides within the GovBenefits’ infrastructure and leverages GovBenefits’ database and rules engine. Similarly, GovBenefits has implemented a Customized Connection for the Department of Veterans’ Affairs called the “VA Benefits Finder.” GovBenefits will work in conjunction with FEMA to unveil yet another Customized Connection – DisasterAssistance.gov. Each of these efforts precludes or eliminates the need for redundant systems and saves taxpayer dollars.

Visitors to GovBenefits.gov have also saved time and resources. The value to citizens in FY 2008 is estimated to be \$39,823,535, based on the estimated time that is saved when searching for benefits on GovBenefits.gov multiplied by the average wage. This estimate is based on 4.6 million visitors saving an average of 20 minutes using GovBenefits.gov. Since the inception of GovBenefits.gov in 2002, the number of citizens using the site has increased over 1,095 percent to more than 383,333 visitors per month in 2008.

GovBenefits.gov Highlights...

- *Launched the Social Security Administration’s Benefit Eligibility Screening Tool (BEST) Customized Connection*
- *Received 2008 IRMCO Award from the General Services Administration*
- *Received 2008 GCN Award from Government Computer News Magazine*
- *Received 2008 Deputy Commissioner’s Citation Team Award from the Social Security Administration*

Disaster Assistance Improvement Plan – Managing Partner Department of Homeland Security (DHS)

The Disaster Assistance Improvement Plan (DAIP) was created in response to the confusion and frustration that followed Hurricane Katrina when disaster victims encountered conflicting information and misdirected referrals as they sought disaster assistance from federal programs. When Hurricane Katrina struck, more than 800,000 individuals needed immediate emergency assistance with housing, food and clothing. In 2005, FEMA received more than 2.7 million applications for assistance - and other federal agencies received millions more for other forms of assistance (FOAs). Since Hurricane Katrina, more than 50 presidentially declared national disasters have occurred each year. In each disaster, victims struggle to learn about government assistance and provide the same data to multiple federal agencies to apply for assistance. Executive Order 13411 mandates that DAIP ease the burden on victims by creating a single access point for more than 40 federally-funded FOAs. DAIP will consolidate FOA information, application intake and status information into a unified system. The fully developed system will provide a centralized

and continuously updated clearinghouse from which disaster victims may obtain information regarding federal disaster assistance, state and local government programs and private sector sources for disaster assistance.

The program has three basic components: a Web portal for intake, a central database for tracking and several individual agencies that provide the actual benefits. The Web portal provides a comprehensive pre-screening questionnaire that assists disaster victims by identifying all FOAs for which they may be eligible. This portal will be provided by another E-Government initiative, GovBenefits.gov. The central database will be managed by the Federal Emergency Management Agency (FEMA). Individual agencies will create and maintain online connections to the central database and will determine and distribute the actual disaster benefits. The overall system is designed to reduce the time it takes for individuals to identify and apply for forms of assistance, reduce unnecessarily duplicative application forms and processes, and strengthen controls for improper payments and other forms of fraud, waste and abuse.

Working with its partner agencies, FEMA has identified and categorized more than 40 distinct FOAs as follows:

- Category 1: Disaster-related forms of assistance centrally administered at the federal level (e.g., Business Physical Disaster Loans – Small Business Administration)
- Category 2: Disaster-related forms of assistance administered at the state or local level (e.g., Disaster Unemployment Assistance – Department of Labor)
- Category 3: Forms of assistance not inherently disaster-related, administered at the federal, state or local level (e.g., Food Stamps – Department of Agriculture)
- Category 4: Agencies that can leverage data collected from disaster victims or can provide additional data/validations (e.g., Change of Address – Social Security Administration)
- Category 5: Forms of assistance providing information and agency resources that may be of interest to disaster victims (e.g., Disaster Assistance Tax Information – Internal Revenue Service)

The initial objective is to provide information for all FOAs in one place, making this information accessible to citizens either online or by telephone. This initial launch must consolidate the application process for Category 1 FOAs, and collect and directly transmit application data for Category 4 FOAs. Subsequent phases will provide direct application capability for federally-funded FOAs that are administered at the state/local level (e.g., unemployment, food stamps). The second phase will pilot this effort in the six states that average the highest disaster declarations. The full build-out is scheduled to be completed by 2014.

Anticipated benefits to citizens include reduced time to identify and apply for FOA, along with increased satisfaction in seeking assistance and obtaining status of applications. Benefits to federal partners include reduced data entry for applications and responses to application status, as well as fewer user input errors when processing applications. Citizens and partners alike will benefit from DAIP's system safeguards to ensure that only eligible victims receive disaster assistance.

E-Loans – Managing Partner Department of Labor (DoL)

Initiative has been integrated into the GovBenefits.gov initiative.

IRS Free File – Managing Partner Department of the Treasury (Treasury)

The Internal Revenue Service's (IRS) Free File program allows eligible taxpayers to prepare and electronically file their tax returns over the Internet using free commercial software. This free filing service is available at IRS.gov and is made possible through a partnership between the government and the Free File Alliance, a consortium of tax-preparation software manufacturers. For the 2007 tax year, IRS reached out to 70 percent of the tax filing public and received 4.77 million e-filed tax returns through

Free File services, representing a cost-savings to the government of approximately \$11.3 million. Since its inception in 2003, IRS Free File has generated over 24 million returns and allowed the U.S. government to realize cost savings of \$56.8 million.

Both the IRS Treasury Inspector General for Tax Administration and the Electronic Tax Administration Advisory Committee (ETAAC) recommended expanding Free File marketing efforts. The ETAAC is a group of external experts that advises the IRS on electronic filing issues. In its Annual Report to Congress on June 19, 2008, ETAAC reported that while more than 4.6 million taxpayers used this service in 2008, the large number of taxpayers not taking advantage of the Free File Alliance suggests that more needs to be done. ETAAC recommends additional marketing of the Free File program. While the program is free and convenient, ETAAC reported that additional marketing will drive awareness and ultimately adoption. In response, the IRS is planning a robust marketing campaign for the 2009 filing season and has allocated \$1.8 million for marketing Free File, an increase of \$300,000 or 20 percent over FY 2008. Other planned expenditures include \$200,000 for IRS.gov Free File enhancements and maintenance tasks.

Recreation One-Stop – Managing Partner Department of the Interior (DoI)

The Recreation One-Stop initiative makes it easier for citizens to plan a vacation and make a reservation for a campsite, cabin, or tour at federal recreation sites. The initiative provides a customer-friendly recreation portal (www.recreation.gov) with information for planning visits to more than 3,200 federal recreation sites.

Additionally, the initiative has created a Recreation Information Database (RecData.gov) to standardize and disseminate public domain information about federal recreation sites. Making this data available to other organizations (e.g. tourism agencies, the American Automobile Association) with recreation-related databases, websites, and publications allows citizens to find consistent information through a wide range of recreation-related "channels." Additional sites continue to be added to the database.

In FY 2007, the National Recreation Reservation Service, a consolidated recreation reservation system, was launched. Customers who need campground or tour reservations are able to save additional time by making reservations through the same portal they use to discover opportunities on America's public lands.

In FY 2008, improvements to the Web portal were focused on improving the internal effectiveness and efficiency of internal, back-office operations.

Recreation One-Stop Highlights...

- *Provides Citizens Information on 3,200+ Federal Recreation Sites*
- *More than ¾ of the reservations (or about 290,000 during May-July 2008) were made online through the National Recreation Reservation System (NRRS).*
- *On average the Recreation.gov site has more than 2.5 million visits each quarter*
- *Enables Public-Private Sector Exchange of Recreation Data*

Currently, the Recreation One-Stop initiative provides benefits to the Department of Agriculture, Department of the Interior, and U.S. Corps of Engineers. The initiative also provides benefits to other organizations who offer a smaller number of recreational facilities for the public to use, which include:

- Federal Highway Authority (FHWA)
- National Archives and Records Administration (NARA)
- National Oceanic and Atmosphere Administration (NOAA)
- Smithsonian Institute
- Tennessee Valley Authority (TVA)

In FY 2009, efforts will continue to improve internal efficiencies of the portal and add additional federal recreation sites as they become available. A renewed look at the targeted audience of the portal, including the feasibility of a "kid-friendly" component are under consideration as well.

USA Services – Managing Partner General Services Administration (GSA)

USA Services' in the Office of Citizen Services at GSA creates a more citizen-centered government by enabling citizens to have easy access to accurate, consistent and timely information, regardless of the source. USA Services ensures that citizens get this information via their channel of choice, ranging from Internet, phone, e-mail, or print. These channels include the USA.gov and GobiernoUSA.gov portals, as well as a family of other consumer websites such as the GovGab blog, the National Contact Center (NCC) that responds to public via the telephone, e-mail and online inquiries, and a print publication distribution center based in Pueblo, Colorado. USA Services also provides a robust search capability through USASearch. Currently, USA Services is implementing Web 2.0 technologies to create a collaborative government with a state-of-the-art environment that will accommodate new ways of interacting with the public.

To improve the delivery of services government-wide, USA Services builds on the resources that are currently available to assist agencies. USA Services provides a contract vehicle, USA Contact, to help agencies establish contact centers for their everyday contact center needs as well as emergency situations. The USA Services Contact Center provides multi-portal access to citizen information and services through several channels:

- The use of an 800-number service vs. in-person service in order to prevent substantial disruption of main line employees;
- The consolidation of calls to one location removes service duplication and increases the central availability of information, thus increasing the efficiency and quality of information dissemination; and
- The use of an IVR system creates savings vs. avoided calls at a very low \$0.04 cost per call.

In FY 2008 USA Services achieved 213.8 million citizen touchpoints, exceeding the initiatives' FY 2008 target. This was accomplished by providing accurate, consistent, and timely information to citizens through a variety of channels in English and Spanish, including online information via USA.gov (the official portal of the U.S. government), telephone response via 1-800 FED-INFO, e-mail and print publications. Twenty task orders have been awarded to date under FirstContact and USA Contact, and a satisfaction survey reported a 94 percent satisfaction rating with the service both programs provide to agencies.

USA Services conducts research on citizen's preferences in accessing information from the government, creates networks that allow government customer service communities of practice to share best practices, trains Web managers across government; provides the government-wide Internet Search to other governments, and creates Web and contact center service level standards. USA Services provides government-wide leadership to improve the government's response to citizens, and leads a variety of forums to share ideas, best practices and lessons learned. These forums include the Web Managers Advisory Group, the Government Contact Center Council and the Government Customer Service Community of Interest.

USA Services also operates Web Manager University, which provides practical and affordable training to government Web managers across the country. Through more than 100 classes, including annual conferences, courses, and online webinars, Web Manager University has successfully trained over 7,100 Web managers from 75 federal and 25 state and local agencies. In FY 2009, USA Services will introduce training for contact centers.

USA Services Highlights...

- *Received the President's Quality Award for Management Excellence in FY 2008*
- *Brookings Institute designated USA.gov as the #1 Federal website in 2008*
- *Received an Excellence.gov award in 2008*
- *USA Services staff members received numerous individual awards, including the AFFIRM award for "Service to the Citizen," the CIO Council Award, Federal Computer Week's Federal 100 Award, and a Federal IT Rising Star*

The services that USA Services provides not only increase the quality of information provided to citizens, but also offer federal agencies significant cost savings. USA Services' misdirects program answers calls and e-mails from citizens that are either unanswerable by an agency or would have been misdirected to the wrong agency. In FY 2008, USA Services answered 185,273 calls and 2,123 e-mails, saving agencies \$606,717. The USA Contact indefinite delivery, indefinite quantity vehicle saved agencies \$3,198,606. The Tier One contact center service offers substantial savings for participating agencies that would otherwise have to rely on more costly employees to respond to citizens. The Tier One service saved agencies a total of \$1,098,586 by answering calls and e-mails on behalf of agencies in FY 2008, and the USA Services National Contact Center (NCC) saved agencies \$4,992,026 in FY 2008.

The USA Services cost calculator saves agencies time by providing quick and reliable independent government cost estimates (IGCS). Twelve agencies requested IGCS from USA Services Cost Calculator in FY 2008, for a total savings of \$74,748. USA Services also provides site and Web search results access to affiliate agencies by sharing access and use of the USA.gov Search Technologies. Over 345 government agencies used this affiliate search service amounting to a savings of \$3,191,075 in FY 2008. USA Services' FAQ System saves agencies on transaction costs by using an automated FAQ system rather than having citizens e-mail or call agencies with questions. MITRE (a non-profit corporation engaged in scientific and technical activities for various government organizations) estimates that on average, agencies have reduced e-mails and calls by 30 percent with the effectiveness of the government-wide FAQ system. This results in a savings of \$3,278,649 in FY 2008.

USA Services' total cost savings in FY 2008 was \$16,440,407, and has saved \$91 million since FY 2005.

Government to Business Portfolio

Business Gateway – Managing Partner Small Business Administration (SBA)

Business Gateway (BG) is the official business link to the U.S. government, providing services that improve the delivery of federal information products for the nation's small business community. The program reduces the amount of time and money that business owners typically spend on complying with federal regulations and associated paperwork, so that more time can be directed toward running their businesses. In FY 2008, BG responded to customer feedback and metrics by expanding its scope to include relevant state and local information.

BG offers information and services on a government-wide basis including forms, compliance assistance resources, and business library information. BG consists of two key components:

- [Business Information Portal](#) – Business.gov is the one-stop cross-agency resource offering consolidated business compliance and regulatory information across federal agencies regulating U.S. businesses;
- [Federal Forms Listing](#) – [Forms.gov](#) is an online forms catalog providing citizens and businesses with a common access point and the ability to search federal agency forms. After a 3-year grace period for agencies to update OMB form clearances, Forms.gov will become the official site of approved Government Forms (only listing forms with valid and non-expired OMB form numbers).

Business.gov Website Expands With New Features

THE SITE AIMS TO BE A ONE-STOP SOURCE FOR GOVERNMENT COMPLIANCE.



Business.gov continues to expand its offerings of resources and tools to help small businesses comply with federal government regulations. Responding to feedback from its business community users, Business.gov has developed a tool that helps businesses determine their license and permit requirements.

-- from *Winning Bids Magazine*

BG helps federal agencies realize the vision of citizen-centric government by enabling easier access to traditionally siloed information. By organizing comprehensive compliance-related information across the Federal government, BG supports small businesses, by providing cross-agency access to information.

Consolidated Health Informatics – Managing Partner Department of Health and Human Services (HHS)

Initiative has been integrated into the Federal Health Architecture Line of Business initiative.

E-Rulemaking – Managing Partner Environmental Protection Agency (EPA)

E-Rulemaking provides citizens one access point to view and comment on rules and notices. This program and its supporting services (Regulations.gov, the Federal Docket Management System, and common regulatory toolsets) allow agencies to fulfill the E-Government Act of 2002 requirement to ensure a publicly accessible website containing electronic dockets for rulemakings.

The E-Rulemaking program includes two important components:

- Regulations.gov – the public website that provides citizens, small businesses, educators, multinational corporations, civic organizations, and all levels of government one-stop Internet access to view, download, and submit comments on all federal rulemakings. Agencies are required to ensure their public regulatory dockets are electronically accessible and searchable using Regulations.gov and accept electronic submissions via the website.
- Federal Docket Management System (FDMS) - an advanced “back-end” docket management system that provides Department and Agency staff better internal docket management functionality and the ability to publicly post all relevant documents on regulations.gov (e.g., Federal Register documents, proposed rules, notices, supporting analyses, and public comments).

The E-Rulemaking program provides substantial benefits as an electronic docket solution for agencies to manage their regulatory information (FDMS.gov) and to provide the documents to the public for comments and other submissions (Regulations.gov). The Program is helping to manage and disseminate federal regulatory information far beyond traditional paper publications and paper-based docket processes.

In addition to the process benefits the E-Rulemaking solution offers, it is estimated to provide cost avoidance benefits over traditional paper processes to the tune of \$30 million over five years. The electronic docket solution selected by the E-Rulemaking governance body is a centralized architecture that is configurable for each participating entity allowing role-based access to develop workflow and collaboration processes to manage content. This centrally managed solution is estimated to save between \$106 million and \$129 million over five years as compared to other alternatives that seek the same benefits but are based on decentralized architectures. These figures were calculated in the summer of 2007 by an independent economist hired by the E-Rulemaking Program to develop a Cost-Benefit Model.

The FDMS is a centralized Web application incorporating commercial off-the-shelf (COTS) technology to provide a secure, robust electronic repository (meeting DoD 5015.2 Records Management Standards) to maintain agency rulemaking and non-rulemaking docket materials, support development of analysis materials, and host public submissions. Through a customizable agency interface, FDMS provides agency users with the ability to manage docket materials through the use of role-based access controls, workflow

Awards



The eRulemaking Program has been honored with numerous awards including:

- 2008 Web Managers Best Practice Award Finalist
Federal Web Managers Council
- 2008 Federal 100 Award to John Moses, eRulemaking Program Director
Federal Computer Week
- 2007 Innovation Award
Government Computer News
- 2007 Intergovernmental Solutions Award
American Council for Technology
- 2007 Excellence.gov "Top Five" Winner
Industry Advisory Council Collaboration and Transformation Shared Interest Group
- 2006, 2005, 2004 Excellence.gov Award finalist
Industry Advisory Council eGovernment Shared Interest Group
- 2006 Intergovernmental Solutions Award finalist
American Council for Technology
- 2005 finalist and 2006 semi-finalist
Ash Institute Innovations in American Government Award
- 2004 AFFIRM Service to the Citizen Award
AFFIRM
- 2004 Public Access to Government Information Award
American Association of Law Libraries
- 2003 Grace Hopper Government Technology Leadership Award
- 2003 E-Gov Institute's Government Solutions Center Pioneer Award
- 2003 Robert J. Colborn, Jr. Innovation Award
Administrative Codes and Registers of the National Association of Secretaries of State
- 2003 Citizen Service Team "SecurE-Biz Leadership" Award
- 2003 Showcase of Excellence Award finalist
FOSE

and collaboration processes, creating/managing/revising content, comment management, and integrated COTS scanning solutions.

In FY 2008, a number of features were added to FDMS and Regulations.gov to further enhance the services that each provides. On Regulations.gov, public users now have full text search capabilities through the implementation of a search engine that returns nearly instantaneous results. On the FDMS side, a simplified comment management function was implemented that greatly reduced the number of process steps required to review, process and post public submissions promoting efficiency and reducing confusion.

From September 25, 2005 through September 30, 2008, Regulations.gov:

- Received over 200 million hits (an average of 12.5 million per month, an increase of nearly 250 percent since its first full year of operation in 2006);
- Enabled the public to view or download a current weekly average of 1.55 million pages and federal users to view or download approximately 175,000 pages weekly;
- Enabled the public submission of more than 560,000 comments on behalf of over 160 federal entities (an average of 40,000 comments per month based on FY2008 activity, an increase of 4,000 percent since October 2005). In comparison, the previous version of Regulations.gov site received 13,000 public comments during its entire 33 months of operation;
- Posted more than 1.5 million documents; and
- Enabled agencies to post nearly 1 million public submissions (including public comments submitted by paper, e-mail, and fax).

Thirty departments and independent agencies (constituting more than 90 percent of federal rulemaking activity) have fully implemented FDMS as of September 30, 2008. More than 4,600 federal agency users from more than 160 rulemaking entities are registered users of FDMS.

Expanding Electronic Tax Products for Businesses – Managing Partner Department of the Treasury (Treasury)

Expanding Electronic Tax Products for Businesses reduces the tax-reporting burden on businesses while improving the efficiency and effectiveness of government operations. This initiative is comprised of seven projects that deliver benefits by reducing the number of tax-related forms businesses must file, providing timely and accurate tax information to businesses, increasing the availability of electronic tax filing, and modeling simplified federal and state tax employment laws.

These projects include:

- Form 94x Series
- Form 1120/1120S
- Form 8850
- Internet Employer Identification Number (EIN)
- Harmonized Wage Reporting
- Single Point Electronic Filing of Form W-2/3
- Standardized EIN

Federal Asset Sales (FAS) – Managing Partner General Services Administration (GSA)

The Federal Asset Sales (FAS) initiative manages a one-stop online marketplace for federal agencies to sell government surplus, retail, seized, and forfeited assets. FAS, through www.govsales.gov, enables the general public to search for personal property and real property assets for sale across the federal government through a single online marketplace, regardless of whether the item is available online or offline via live auction.

The FAS portal successfully links all participating real property portal agencies (General Services Administration, United States Department of Agriculture, Department of Housing and Urban Development, Department of Veterans Affairs) and personal property sales centers (General Services Administration, United States Department of Agriculture, Department of Justice, Department of Treasury and Department of Defense) to a central website. Personal property assets include: business equipment, vehicles (fleet), furniture, jewelry, and other miscellaneous assets. Real property assets include: industrial, commercial, agricultural, and residential real estate.

For federal agencies, FAS provides a standardized mechanism to list and inventory government surplus property for sale to the public. Additionally, FAS enables agencies and bureaus with limited resources to leverage economies of scale to reach a broader customer base and receive greater exposure of their assets.

For the public (including citizens and businesses), FAS makes it easier to locate government assets for sale and improves the promotion of government sales through a centralized, citizen-centered website/portal. FAS' stakeholders include federal agencies, state and local governments, and the general public.

As of Q4 FY 2008, GovSales.gov portal traffic has averaged over 250,000 hits per quarter. When comparing data from FY 2007 and FY 2008, the number of assets posted increased 120 percent, the number of assets sold increased 425 percent, total net revenue increased 20 percent and the number of visitors increased 14 percent.

The following table presents sales data and is cumulative through Q3 FY 2008.

GSA and USDA Combined Personal Property Asset Sales Information

(Cumulative through Q3 FY 2008)

Total Gross Sales Revenue		Total Net Sales Revenue		Net Sales Revenue Percentage Increase (Net /Gross)		Total number of Agency Assets Sold	
FY 2007							
Q1	\$31,394*	Q1	\$27,552*	Q1	88%	Q1	28,273
Q2	\$49,752*	Q2	\$45,175*	Q2	91%	Q2	28,492
Q3	\$1,368,192*	Q3	\$1,335,495*	Q3	98%	Q3	83,399
Q4	\$1,145,633*	Q4	\$1,105,967*	Q4	97%	Q4	78,505
FY 2008							
Q1	\$1,064,491*	Q1	\$969,232*	Q1	91%	Q1	127,638
Q2	\$1,028,260*	Q2	\$933,621*	Q2	91%	Q2	96,767
Q3	\$1,244,532*	Q3	\$1,115,266*	Q3	90%	Q3	261,135
Q4	Pending	Q4	Pending	Q4	Pending	Q4	Pending

*Financial amounts in thousands of dollars

International Trade Data System – Managing Partner Department of Homeland Security (DHS)

The International Trade Data System (ITDS) vision is to establish a “single-window” electronic system between the U.S. government and the Trade Community. ITDS will not be not a separate computer system, but a suite of functions to be provided through the Automated Commercial Environment (ACE), U.S. Customs and Border Protection’s modernized trade processing system. ITDS aims to:

- Reduce the cost and burden of processing international trade transactions for both the private trade community and the government;
- Provide the trade community with a standard data set and single system for import, export, and in-transit for goods and transportation (conveyance and crew);
- Improve compliance (e.g., public health, safety, export control, etc.) with government trade requirements; and
- Provide users with access to more accurate, thorough and timely international trade data.

According to FY 2008 data, approximately 27 million customs entries were filed for import shipments last year. Thirty-five to 50 percent of those shipments involved regulations by government agencies other than U.S. Customs and Border Protection (CBP). Whether importing or exporting, filers are required to submit information to one or more federal agencies in order to determine the legal admissibility of the merchandise, the safety of the vehicle that will be using U.S. highways, the safety of the food products for consumption, national security issues, etc.. Traders are currently required, in many cases, to provide this information separately to agencies using a variety of automated systems, paper forms, or a combination of the two.

International Trade Data System Highlight...

- *Received the Armed Forces Communications & Electronics Association Government-wide Initiatives Excellence Award for Excellence in Government-wide Enterprise Architecture*

ITDS will use standard, commercial-level data transmitted electronically to the ITDS environment and distributed to participating government agencies. This will improve border security because the current lack of an easily retrievable electronic commercial level description of the merchandise and the unnecessary duplication of border management data collection hinders the enforcement community from its mission. Additionally, the elimination of paper filings, duplicate electronic submissions of information, and centralized processing of these forms by CBP will yield significant cost-avoidance to each Participating Government Agency (PGA).

With PGAs integration into Automated Commercial Environment (ACE), these processes will become electronic and streamlined. ACE will enable the following:

- The trade community, carriers, trade customhouse brokers (or brokers) and trade advisors will use a single-window filing interface and standard data set for and export activity.
- Federal agencies with border responsibilities will use ACE screening (selectivity) and targeting mechanisms to provide border staff with better information to protect the American public.
- Information collected electronically before arrival will allow federal agencies to perform strategic targeting efforts and improve trade compliance.
- Federal agencies with border responsibilities will improve trade compliance by using ACE to share information across ports and border crossings. Activities based on imperfect information flow, such as port shopping will be drastically reduced.
- Joint enforcement targeting and intelligence development will be encouraged through the creation of a shared data warehouse for enforcement analytical capabilities and investigations.
- Improve policy formulation and review by providing more accurate and complete international trade data, providing more sophisticated access to this data, and improving the timeliness with which decision makers will have access to this data.

- Targeting based on a risk-management approach more precisely targets the highest risk people, cargo, and conveyances crossing the border. Those considered low-risk will move more quickly and smoothly through ports of entry and exit.
- Reducing the number of times each data element is collected will lower the cost and burden of processing international trade transactions for both the trade community and federal agencies.

In addition to this monetary benefit, ACE/ITDS will provide the trade community with the following qualitative benefits:

- Access to consolidated account information government-wide;
- Interactive querying capability of PGA information on transactions;
- Flexible interfaces that are more easily integrated into commercial application systems;
- An interface framework, including published interface standards that will promote modernization of commercial systems and improved commercial communications;
- Account-based transactions that limit the repeated collection of static information about the account; and
- A coordinated government-wide reference library of agency regulations and guidance that can be integrated into commercial applications.

Trade organizations that will potentially benefit from the implementation of ITDS include importers, brokers, sureties, and freight forwarders.

International Trade Process Streamlining – Managing Partner Department of Commerce (DoC)

The International Trade Process Streamlining (ITPS) initiative allows small and medium-sized enterprises (SMEs) to obtain more easily the information and documents needed to conduct business abroad.

The Department of Commerce, through the International Trade Administration, has the mandated responsibility to coordinate the export promotion and financial activities of 19 federal agencies through the Trade Promotion Coordinating Committee (TPCC). The mandate of the TPCC is to “provide a central source of information for the business community on federal export promotion and export financing programs” (15 U.S.C. 4727 (0)(2)).

Export.gov, the government’s existing online portal for small business export assistance information, has been enhanced to meet the mandate and is integrated with the 1-800-USA-Trad(e) call center and domestic and foreign offices staffed by trade specialists. Export.gov provides online information about foreign market intelligence, trade leads, trade shows, export finance, and other valuable information and directs SMEs toward local Export Assistance Centers or to relevant offices in the foreign markets.

Government to Government Portfolio

Disaster Management – Managing Partner Department of Homeland Security (DHS)

The Disaster Management (DM) initiative benefits state, local and tribal emergency management organizations, DHS and all of its bureaus by improving incident-related information sharing for emergency response personnel. Through the DisasterHelp.gov portal, emergency management and response personnel, citizens, businesses, and other organizations can access timely planning and response information about disasters.

The Disaster Management Interoperability Services (DMIS) platform and the data exchange standards projects provide agencies the ability to exchange data smoothly during an emergency incident and during day-to-day operations with any other user of DMIS software. The Open Platform for Emergency Networks (OPEN) system is the infrastructure enabling the exchange of information between systems complying with the messaging standards DM is facilitating in support of practitioner requirements. The DMIS toolset and OPEN backbone allow agencies to communicate collaboratively with local communities during an emergency. The following details use of these resources:

- **National Oceanic and Atmospheric Administration (NOAA)/National Weather Service (NWS) HazCollect Deployment** - The HazCollect system is undergoing Operational Test and Evaluation across the US in 2008 and will move to Initial Operational Capability in April 2009. HazCollect allows local emergency managers to submit non-weather emergency alerts via CAP through OPEN to be broadcast on NOAA Weather Radio. This capability is expected to reduce the time it takes to produce and generate an alert from 7 minutes to less than 2 minutes.
- **West Virginia** - The state of West Virginia uses E-Team with OPEN to exchange Common Alerting Protocol messages. This solution was developed and tested by the state Emergency Management office.
- **Los Angeles (L.A.) City Tactical Incident Information Pilot** – L.A. City is conducting a 30 vehicle trial with DM messaging standards and OPEN focused on exchanging and sharing data among hand-held sensors, HazMat response teams, and vehicles during joint operations. Upon completion of the trial, L.A. City plans to expand technologies to L.A. County and work with Immigration and Customs Enforcement at Ports of Call as well as the L.A. health authorities.

There are over 2,000 Collaborative Operating Groups (COGs) in DMIS. Registered COGs can access DMIS tools free. Over 5,200 first responders have been trained to use DMIS tools, and DMIS has been used in over 350 incidents.

The DM initiative has delivered significant cost savings to participating agencies and organizations. By not having to replicate OPEN, DM helped the National Weather Service HazCollect Alert and Warning System, DHS S&T Biological Warning and Characterization, and the City of Los Angeles Fire Department save an estimated total of \$2 million, \$2.75 million, and \$3 million respectively in FY06 – saving an estimated total of \$7.75 million. The initiative also helped the U.S. Navy save \$4.5 million in FY06 by not having to replicate DMIS. Through the use of OPEN and DMIS, participants continue to avoid costs by eliminating the requirement to independently create new capabilities or procure services.

E-Vital – Managing Partner Department of Health and Human Services (HHS)

Per the Intelligence Reform and Terrorism Prevention Act of 2004 (IRTPA – Pub. L. No. 108-458), SSA is to work with HHS and DHS to assist the states with the following:

- Computerizing their birth and death records;
- Matching birth and death records within each state and among the states; and
- Recording the fact of death on birth certificates of the deceased.

OMB transitioned the managing partner responsibility for the E-Vital initiative to HHS in 2008 (the previous managing partner was SSA). HHS, SSA and DHS are to continue to assist states in automating the paper-bound death registration process through use of an electronic, Web-based system called Electronic Death Registration (EDR). EDR connects the various death registration participants (e.g., funeral directors, physicians, hospitals, medical examiners, coroners) with the states' Bureau of Vital Statistics. This work on EDR is done in addition to the work mandated by IRTPA to improve security over birth certificates.

E-Vital Highlight...

- *31 out of 53 (or 58 percent of) states and jurisdictions have received ERD awards from SSA*
- *24 out of 53 (or 45 percent of) states and jurisdictions have implemented EDR*

The IRTPA mandated that HHS establish by regulation minimum standards to improve the security of birth certificates. Throughout FY 2008 the birth certification regulation remained under HHS review, therefore the E-Vital initiative program management office (PMO) was not established. Until the HHS birth certificate regulation is finalized, HHS and SSA cannot establish an IT program to link birth and death records.

Geospatial One-Stop – Managing Partner Department of the Interior (DOI)

The Geospatial One-Stop initiative (GOS) promotes coordination and alignment of geospatial data collection and maintenance among all levels of government. By providing the building blocks for a National Spatial Data Infrastructure, GOS:

- Provides one-stop Web access to geospatial information through a Web portal;
- Encourages collaborative planning across the government for future investments in geospatial data;
- Expands partnerships that help leverage investments and reduce duplication; and
- Facilitates partnerships and collaborative approaches in the sharing and stewardship of data.

The availability of a one-stop catalog of up-to-date and accessible geospatial information helps leverage resources and support programs such as economic development, environmental quality, and homeland security. The vision for GOS is to support geo-enabling E-Government by providing geographic content for use in all E-Government activities across Federal, State, local, and tribal governments. GOS goals are:

- To provide fast, low cost, reliable access to geospatial data needed for Federal, State, and local government operations;
- To facilitate government-to-government interactions needed for vertical missions such as homeland security and to improve delivery of services to the public; and
- To obtain multi-sector input for coordination, development, and implementation of geospatial (data and services) standards to create the consistency needed for interoperability and to stimulate market development of tools.

Virtually every entity that participates in GOS realizes benefits from their participation. Data providers gain wider distribution and greater accessibility to their data. Geospatial data creators can find partnerships for sharing data acquisition costs. Data seekers can find quicker access to geospatial data through the GOS portal than they previously could by searching many sites. Some specific examples follow:

- The National Oceanic and Atmospheric Administration (NOAA) - In support of its response to findings of the U.S. Ocean Action Plan, the Interagency Working Group on Ocean and Coastal Mapping (OCM) is using the GOS Oceans and Coasts Community as the primary communication vehicle for the OCM Community of Practice. This tool will be used to help avoid duplication of mapping efforts and facilitate the coordination and leveraging

- of mapping resources across the federal sector and with state, industry, academic and non-governmental organizations' mapping interests.
- The Environmental Protection Agency (EPA) uses a portal tool kit to allow internal sharing and publication of its geospatial data and provides selected data to GOS for dissemination to the general public.
 - The National States Geographic Information Council has implemented an inventory tool called the Geographic Information Systems (GIS) Inventory (or RAMONA) that creates "starter" metadata which has the potential to greatly increase state datasets available to the GOS catalog. It is estimated that presently only 1 out of 4 state/local datasets are catalogued in GOS because of lengthy metadata requirements. It is anticipated that the State GIS Inventory may one day easily provide access to more than 80 percent of state and local datasets.
 - The portal also supports publishing and sharing of documented geospatial information across agencies in many of the newest, most popular formats such as Keyhole Markup Language (KML) and Geographically Encoded Objects for RSS (GeoRSS) feeds that are making the use of geospatial information more ubiquitous across society.
 - Through new open interfaces to this national geospatial data collection, other agency websites and applications are now able to search the rich catalog content directly without having to send users through the GOS portal website's interface. In addition, custom collections made up of records from across government can be created to address specific agency or project needs.
 - The portal also serves as the US National node in the Global Earth Observation System of Systems international effort for collaboration on earth data.

Before the GOS catalog was available, GIS analysts and others searching for geospatial data had to search across over 150 individual data collections and potentially thousands of websites to find and use geospatial data. Numerous data requests needed to be handled by federal agencies, local governments and others, and were reliant on the respondent's knowledge of available digital mapping data in various parts of the country. Because of GOS, the user community is now able to more quickly research and discover the information and its associated distribution points, greatly reducing the search time and the additional time needing to directly contact the publisher and waiting for a reply. A very conservative estimate is that search times through GOS are at minimum 10 to 20 times faster than would have been required just a few years ago through needing to search across all collections individually. Now users can search through a centralized database that is synchronized with contributions from these 150 collections in addition to several hundred other publishers that now contribute to this national effort. Each federal agency needing to search and discover geospatial data now can benefit from this savings in search time.

The number of visits to the site has increased from approximately 30,000 per month in 2005 to about 90,000 per month in 2008. The Geospatial One-Stop Web portal continues to gain support from data providers and end users. The number of published records from Federal, State, local, and tribal governments, universities, and the private sector in the system has grown from about 100,000 in September 2005 to over 165,000 in September 2008.

Grants.gov – Managing Partner Department of Health and Human Services (HHS)

Grants.gov is the federal one-stop online portal where potential grant recipients can find and apply for over 1,000 grant programs – representing more than \$450 billion dollars awarded by the 26 grant-making agencies and other federal grant-making organizations. The initiative enables federal agencies to publish grant funding opportunities and application packages online while allowing the grant community (state, local, and tribal governments, education and research organizations, non-profit organizations, public housing agencies, and individuals), which includes over 1 million organizations, to search for opportunities and download, complete, and electronically submit applications.

All 26 major federal grant-making agencies posted 100 percent of their synopses for discretionary funding opportunity announcements on Grants.gov. In FY 2008, 660 discretionary application packages were posted, with 594 of those accompanying a matching synopsis. The remaining 66 approved exemptions included fellowships and collaborative grants or were not discretionary applications (including Requests for Information, broad agency announcements, etc.)

Additionally, 696 discretionary synopses were posted in FY 2008, with 12,041 posted since the launch of the Grants.gov website and 489,252 application submissions have been processed by Grants.gov since full processing was deployed in FY 2004. These submissions cover all agency and application populations – small to large, research to state and local governments, not for profit, etc.

Grants.gov achieved tremendous growth during FY 2008 with 202,366 submissions, exceeding the FY 2007 total of 180,861 submissions by 112 percent.

Grants.gov also provides contact center operations services on over 162,510 calls and 51,056 e-mails for the participating grant making agencies. The Grants.gov Program Management office serviced and trained over 8,200 people including federal, state and local grant administrators, congressional workshops, and grant organizations. Grants.gov also instituted quarterly satellite Webcasts to provide outreach, technical and program management status, and support servicing the grant community.

Through the use of Grants.gov agencies are able to reduce operating costs associated with online posting and application processing of grants. Additionally, agencies are able to improve operational effectiveness through the use of Grants.gov by increasing data accuracy and reducing processing cycle times.

SAFECOM – Managing Partner Department of Homeland Security (DHS)

SAFECOM provides research, development, testing and evaluation, guidance, tools, and templates on interoperable communications-related issues to federal, state, local, and tribal emergency response agencies. The Office of Emergency Communications (OEC) supports SAFECOM's development of guidance, tools, and templates. The Office for Interoperability and Compatibility (OIC) supports SAFECOM-related research, development, testing, evaluation, and standards. OEC is managed by the Directorate for National Protection and Programs. OIC is managed by the Science and Technology Directorate. SAFECOM promotes coordination and cooperation across all levels of government in support of achieving short-term interoperability and long-term compatibility.

The scope of the community served by SAFECOM is broad; the customer base includes over 50,000 State, local and tribal emergency response agencies and organizations and numerous federal departments and agencies with emergency response-related responsibilities.

In FY 2008, SAFECOM's stakeholders from the federal, state, local, and tribal emergency response community benefited significantly from SAFECOM's work in supporting the following:

- Coordination of stakeholder input
- Development and approval of Statewide Communication Interoperability Plans (SCIPs)
 - In accordance with the Public Safety Interoperable Communications Grant Program and the Homeland Security Grant Program requirement, as of April 18, 2008 all 56 states and territories have SCIPs that address a common set of requirements and guidelines. Prior to the establishment of this requirement, only eight states had developed strategic plans for advancing interoperable communications statewide

Grants.gov Highlights...

- *Registered over 130,027 Authorized Organization Representatives with Grants.gov*
- *Received 202,366 submissions in FY 2008 – an increase of 12 percent over FY 2007*

- Development of the National Emergency Communications Plan (NECP)
 - The NECP was developed in cooperation with over 150 emergency communications leaders at all levels of government and within the private sector and reflects the needs and requirements of the federal, state, local, and tribal emergency response communities
- Coordination of guidance for federal grant programs
- Creation of guidance, tools, and templates
- Acceleration of voluntary consensus standards for interoperable communications equipment
- Establishment of Project 25 Compliance Assessment Program
- Acceleration of Voice over Internet Protocol Standards
 - OIC and the National Institute of Standards and Technology established a Voice over Internet Protocol (VoIP) Working Group to develop VoIP standards for use by the emergency response community. The working group has developed the Bridging Systems Interface (BSI) standard, which enables interoperable VoIP communication between the bridging/gateway devices that are used to tie legacy systems together. Currently 13 bridge/gateway manufacturers have implemented the BSI standard, with other manufacturers committed to doing so in their next product revision cycle.
- Publication of Public Safety Architecture Framework Volume III
 - In FY 2008, Volume III of the Public Safety Architecture Framework (PSAF) was published. The PSAF comprises the first national effort to help emergency response agencies compare existing communications systems, and identify system gaps and points of interoperability. Local, tribal, state, and federal emergency response agencies can use the PSAF to analyze their current systems, and determine what is necessary to achieve interoperability with other systems and agencies.
- Support for Updates to the Statement of Requirements

Internal Efficiency and Effectiveness Portfolio

E-Clearance – Managing Partner Office of Personnel Management (OPM)

The E-Clearance initiative streamlines and improves the quality of the current security clearance process through automation and the use of common systems and policies. The initiative leverages information technology to improve the effectiveness and efficiency of the personnel security investigations process. E-Clearance assists in reducing the time required for processing clearance-level employees, while increasing reciprocity among federal agencies.

The E-Clearance initiative is currently implementing three components to improve the current security clearance process:

- The Electronic Questionnaire for Investigations Processing – An automated online version of the security clearance application form SF-86, transferring paper processes to an electronic environment;
- The Clearance Verification System – Provides the Office of Personnel Management and all partnering agencies access to the clearance data within each participating agency database; and
- Imaging of Investigative Records – The imaging of investigative records held by investigative agencies and making records available electronically, among all authorized federal users.

The E-Clearance initiative reduces processing times for clearance-level employees and increases reciprocity among federal agencies. It streamlines the investigation and re-investigation process through automation and reduced reliance on paper files as well as improving data accuracy and analysis.

Enterprise Human Resources Integration – Managing Partner Office of Personnel Management (OPM)

The Enterprise Human Resources Integration (EHRI) initiative is improving the internal efficiency and effectiveness of the Federal government by streamlining and automating the exchange of Federal employee human resources (HR) information. EHRI will eliminate the need for a paper employee record, better protect the rights and benefits of the federal workforce, enable the electronic transfer of HR data throughout the federal sector, and streamline and improve government-wide reporting and data analyses.

Specifically, EHRI's electronic Official Personnel Folder offering provides implementing agencies with a standard approach to the conversion, storage, access, sharing, and archiving of existing paper HR records. EHRI also offers a set of analytical tools that operate in conjunction with the OPM data warehouse containing personnel data from across the Executive Branch. EHRI enables workforce planning, forecasting, and analysis, streamlines employee transfer, and enhances retirement processing throughout the Executive Branch.

The initiative is achieving cost savings that are recognized on a per-folder basis. The total cost avoidance per folder is estimated at \$44.23. In FY 2008, EHRI increased the number of folders converted from paper to electronic to more than 999,000.

E-Payroll – Managing Partner Office of Personnel Management (OPM)

The E-Payroll initiative standardizes and consolidates government-wide federal civilian payroll services and processes by simplifying and standardizing HR/payroll policies and procedures and better integrating payroll, HR, and finance functions. Prior to beginning the initiative, 26 federal agencies provided payroll services across the Federal government. Today, four providers have been selected to furnish payroll services for the Executive branch. Migration of agencies to one of the four selected E-Payroll Providers is underway.

The initiative benefits agencies by allowing them to focus on mission-related activities rather than on administrative payroll functions. Payroll processing costs are reduced through economies of scale achieved by the four E-Payroll Providers and avoiding the cost of duplicative capital system modernization activities. In late 2001, the Joint Financial Improvement Program conducted a study for the Office of Management and Budget that analyzed the payroll service delivery across the Federal government. Agencies participating the study reported a cost of payroll processing expressed in the cost per W-2 at an average of \$176, the maximum being \$663. Upon migration to one of the four E-Payroll Providers, the average cost per W-2 for FY 2008 was approximately \$134, a 24 percent decrease from 2001. The initiative also promotes standardization of business processes and practices and unified service delivery.

E-Records Management – Managing Partner National Archives and Records Administration (NARA)

The E-Records Management (ERM) initiative provides policy guidance to help agencies better manage their electronic records. The purpose of ERM guidance is to allow records information to be effectively used to support timely and effective decision making, enhance service delivery, and ensure accountability. The initiative is developing policies and guidance in three major issue areas: Enterprise-wide electronic records management, Electronic Information Management Standards, and transferring permanent records to NARA.

E-Training – Managing Partner Office of Personnel Management (OPM)

E-Training provides a premier electronic training environment to support the professional development of the federal workforce. The initiative advances the accomplishment of agency missions through simplified, one-stop access to E-Training products and services. E-Training is working to enhance the ability of the Federal government to attract, retain, manage, and educate the highly skilled professionals needed for a flexible and high-performing government workforce.

The E-Training initiative benefits the government and the federal workforce by:

- Reducing redundancies, achieving economies of scale, acquiring and developing e-Learning content, purchasing learning technology infrastructure (e.g., Learning Management Systems, Learning Content Management Systems and other Information Technology hardware/software) through five certified Federal e-Training Service Providers, and consolidating and sharing hardware and software;
- Offering user-friendly access to high-quality E-Training environment; and
- Encouraging E-Learning investments as part of the strategic, systematic, and continuous development of Federal government human capital.

<p><i>E-Training Highlights...</i></p> <ul style="list-style-type: none">➤ <i>Over 1,158,421 registered users</i>➤ <i>Over 3.2 million classes completed to date</i>
--

E-Gov Travel – Managing Partner General Services Administration (GSA)

The E-Gov Travel Service (ETS) is a government-wide Web-based service that provides standardized travel management practices to consolidate federal travel systems, minimize costs and produce superior customer satisfaction. ETS is commercially hosted at one of three Travel Providers to minimize technology development costs to the government and guarantee refreshed functionality for basic travel services from travel planning and authorization to the review and approval of post-travel reimbursement. This end-to-end service streamlines travel management, provides the government real-time visibility into the buying choices of travelers, and assists agencies in optimizing their travel budgets while saving taxpayers money.

The benefits of the ETS include:

- Increased cost savings due to an overall reduction in Travel Management Center transaction service fees;
- Improved strategic source pricing through cross-government purchasing agreements;
- Improved business process functionality as a result of streamlined travel policies and processes;
- Enhanced security and privacy controls for the protection of government and personal data; and
- Improved agency oversight and audit capabilities.

E-Gov Travel Highlights...

- *Using an ETS provider, HUD decreased the voucher processing cost on average from \$75 per voucher to \$13.75*
- *ETS has decreased travel reimbursement processing time from more than 7 days to an average of 3 days*
- *For those agencies using ETS, more than 65% of employees' travel reservations are made online*

The ETS is a fully integrated, end-to-end travel solution, and cost avoidance is realized by a reduction in traveler and manager time planning, arranging, authorizing, approving and post-travel reimbursement processing. Travelers also benefit from ETS' increased efficiency as their reimbursements are expedited in the end-to-end electronic solution. Additional initiative savings are realized from the elimination of costly paper-based systems, the decommissioning of legacy travel systems and the reduction of agency overhead by consolidating the number of travel contracts. Prior to ETS, the estimated overall government-wide online adoption rate for travel reservations was approximately six percent. To date, in agencies using the ETS end-to-end, the online booking engine adoption rate is over 65 percent, further resulting in cost savings from lower travel agent service fees.

Eleven agencies are fully deployed and using ETS for their end-to-end travel services; an additional 12 agencies have begun their ETS deployments and are partially using the end-to-end ETS solution for their travel needs. The remaining agency, the Department of Justice (DoJ), is scheduled to begin its ETS deployment in FY 2009. Of the 23 agencies that have completed or begun their ETS deployments, voucher production for FY 2008 constituted approximately 33 percent of the total potential voucher population.

Integrated Acquisition Environment – Managing Partner General Services Administration (GSA)

The Integrated Acquisition Environment (IAE) initiative is an operational, secure business environment that facilitates and supports cost-effective acquisition of goods and services by agencies. Through the use of government-wide business-oriented systems, IAE is able to eliminate business process inefficiencies and storage of duplicative information for federal acquisition. These services were based on the idea of "simplify and unify" and evolved from the "Adopt, Adapt, Acquire" strategy. The IAE initiative provides common acquisition functions and shared services that benefit all agencies, such as the maintenance of information about business-partner organizations (e.g., banking, certifications, business types, capabilities, performance). IAE provides benefits to the government and business-partner organizations by improving cross-agency coordination that helps to improve the government's buying power, while providing business partners maximum visibility and transparency into the process.

Integrated Acquisition Environment Highlight...

Received 2008 GCN Award from Government Computer News Magazine, which acknowledged IAE's success in taking "new and innovative steps to build solution-oriented services to improve acquisition transparency, accountability and efficiency."

IAE took further steps to improve acquisition efficiency by consolidating two IAE services - the Federal Technical Data Solutions (FedTeDS) system and the Federal Business Opportunities (FBO). This integration provides a one-stop shop for business-partners to find federal business opportunities and

specific solicitations involving sensitive technical data (access only given to approved business partners). IAE anticipates this integration effort of FBO and FedTeDS will save the government \$1.6 million in FY 2009. The FBO/FedTeDS integration is the beginning of a new IAE strategy —“aggregation,” which moves the initiative from application centricity to service centricity, with a focus on transparency and simplicity of design.

Use of the IAE common functions and services allows agencies to focus on agency-specific needs such as strategy, operations, and management while leveraging shared services for common functions. Furthermore, use of a government-wide business focused service environment reduces funding and resource needs for technical services and support for acquisition systems originally housed by individual agencies. Over 7.8 million hours were saved by the contributing agencies in completing over 18 million recorded acquisition business process transactions. Contributing agencies received estimated benefits of \$396,480,257 based upon the processes, personnel, roles, steps, and actions involved. Additionally, agencies realized an estimated cost avoidance of \$5,649,656 and estimated operational cost savings of \$30,820,828.

Over the course of the past year, the government has required more business-focused information to be available to agency acquisition and management staffs. The IAE operational objectives are focused on deploying a single point of registration and validation of supplier data accessed by all agencies, implementing a central point for consolidated collection and access of statistical and management information related to government acquisitions, creating a directory of interagency contracts to simplify selection and facilitate leverage of Government buying, and developing a standard glossary and vocabulary to facilitate exchange of data among and within agencies. These objectives have also focused the IAE on supporting the data collection associated with the Federal Funding Accountability and Transparency Act (FFATA). IAE is working collaboratively with federal agencies to ensure the posting of data on federal funding is accurate in identifying the entities receiving the funding. Through the use of a government-wide contract with Dun and Bradstreet, IAE is spearheading efforts to help agencies make sure the unique identifier required by the FFATA is reflecting accurate information and is compatible with government recognition of the organization receiving federal funds. In addition, IAE is working collaboratively with agencies to determine if any of the services offered by the IAE can be used to support FFATA reporting.

Integrated Acquisition Environment – Loans and Grants – Managing Partner General Services Administration (GSA)

All agencies participating in the posting and/or awarding of Loans & Grants are required by the Federal Funding Accountability and Transparency Act (FFATA) of 2006 to disclose award information on a publicly accessible website. FFATA requires OMB to lead the development of a single, searchable website through which the public can readily access information about grants and contracts provided by federal government agencies.¹ On December 14, 2007, ahead of schedule, OMB launched www.USASpending.gov to meet the statutory requirements. Since launch, OMB has and will continue to work with agencies to improve the quality, timeliness, and accuracy of data submissions and has released a series of enhancements to the site. USASpending.gov complements other websites providing the public federal program performance information (e.g., USA.gov, Results.gov and ExpectMore.gov).

USASpending.gov provides:

- The name of the entity receiving the award;
- The amount of the award;
- Information on the award including transaction type, funding agency, etc;

¹ More information on the development of this website can be found at: www.FederalSpending.gov.

- The location of the entity receiving the award; and
- A unique identifier of the entity receiving the award.

In addition to routine enhancements to improve usability and maintainability, USASpending.gov is focused on supporting implementation of sub-contract and sub-grant awards reporting.

Based on the recommendations of the Transparency Act Taskforce, the website leverages functionality provided by the IAE initiative to provide Data Universal Numbering System (DUNS) numbers as the unique identifier. While this capability exists for contracts, work remains to fully support the determination of unique identifiers for Loans & Grants. Agency contributions assist the IAE initiative in enhancing functionality to provide necessary capabilities to support this requirement.

Recruitment One-Stop – Managing Partner Office of Personnel Management (OPM)

The Recruitment One-Stop initiative provides an online portal - USAJOBS.gov - where citizens can easily search for employment opportunities throughout the Federal government. USAJOBS is a fully operational, state of the art recruitment system that simplifies the federal job search process for both job seekers and agencies. Through USAJOBS.gov users have access to:

- A centralized repository for all competitive service job vacancies;
- A resume repository used by agencies to identify critical skills;
- A standardized online recruitment tool and services;
- A standard application Process; and
- Intuitive job searches including e-mail notifications for jobs of interest.

Recruitment One-Stop provides benefits to the agencies by:

- Decreasing hiring time for managers;
- Providing an integrated solution to agency applicant assessment systems;
- Providing a cost effective marketing and recruitment tool;
- Realizing cost savings over commercial job posting boards;
- Reducing the delay associated with filling critical agency vacancies; and
- Enhancing competition with the private sector for the best and brightest talent for federal service.

On average, USAJOBS.gov has over 450,000 visitors per day (the online portal serviced over 50 million applications during FY 2008) and over 100,000 resumes are created monthly. USAJOBS has consistently been ranked as the top federal job search site, and provides a broad reach as federal jobs are visible on major search engines and are available to the public via multiple means. USAJOBS is consistently rated among the top federal sites by the American Customer Satisfaction Index, a measure of customers' satisfaction with the site and the various tools and services available there.

Cross-Cutting Portfolio

E-Authentication – Managing Partner General Services Administration (GSA)

E-Authentication is a cross-cutting initiative established to provide the critical capability of validating the identity (via electronic identity credentials) of a citizen, business, or government accessing an online federal service/system. The E-Authentication initiative created a government-wide standards-based U.S. E-Authentication Identity Federation that is compliant with both the National Institute of Standards and Technology (NIST) and the Office of Management and Budget (OMB). Federation member agencies allow their E-Government users convenient and secure identity credentials issued by trusted third-party identity credential providers (both government and commercial). This solution enables citizens, businesses, and other government agencies to easily reuse credentials like pins/passwords and public key infrastructure (PKI) certificates across multiple government services. This approach provides a uniform process for establishing electronic identity and eliminates the need for each initiative to develop a redundant solution for the verification of identity and electronic signatures.

The E-Authentication Program Management Office (PMO) has developed a common infrastructure to support the authentication service component of the Federal Enterprise Architecture across the Federal government. Selected aspects of the infrastructure include policy and guidance, credential assessment framework, deployment testing, and implementation guides and tools.

The E-Authentication initiative has been managed by the E-Authentication PMO within the Federal Acquisition Service Division of the General Services Administration. GSA has re-evaluated the approach to meeting the E-Authentication initiative's objectives and plans to change the current structure of the program in FY 2009 to better achieve objectives. GSA's Office of Governmentwide Policy will continue to provide agencies with common, centralized administration of many government-wide functions related to electronic authentication, such as governance, policy, architecture management, credential assessments, product interoperability testing, and network/interoperability testing. This will preserve the valuable work that has been done by the initiative and its agency partners to date.

Beginning in Q3 FY 2009, the E-Authentication PMO will no longer enter into contractual agreements with agencies to provide credential services and technical support. To help agencies through the restructuring during Q1 FY 2009, GSA plans to provide transition support, advice, and guidance, including a procurement template and supporting materials to assist agencies in migrating to their own contracts or inter-agency agreements for identity credential services by March 31, 2009. Agencies will still be responsible for complying with the E-Authentication policy requirements outlined in OMB Memorandum M-04-04 and NIST Special Publication 800-63.

Lines of Business (LoB)

Budget Formulation and Execution LoB – Managing Partner Department of Education (ED)

The focus of the Budget Formulation and Execution Line of Business (BFE LoB) is to build a “budget of the future” by promoting information sharing across government agency budget offices and building a “community of practice.” Through this government-wide effort, the budget community is developing common tools and identifying best practices for all aspects of budget formulation and execution.

Goals of the BFE LoB include improvement and enhancements of:

- The efficiency and effectiveness of agency and central processes for formulating and executing the Federal Budget;
- The integration and standardized exchange of budget formulation, execution, planning, performance measurement, and financial management information and activities across the government;
- Capabilities for analyzing budget formulation, execution, planning, performance, and financial information in support of decision-making;
- Capabilities for aligning programs and their outputs and outcomes with budget levels and actual costs to institutionalize budget and performance integration; and
- The efficiency and effectiveness of the federal budgeting workforce.

The BFE LoB will provide solutions related to technology, human capital and governance. Technology solutions identify tools agencies can use to enhance budgeting, analysis, and document production, make available government-wide capabilities for secure collaboration, online meetings, data collection, and tracking, and aggregate procurements of budgeting tools to achieve cost efficiencies. Human Capital solutions strengthen the federal budgeting profession by sharing best practices for all budgeting activities, creating a community of practice, identifying training and educational opportunities, and defining core competencies for budget analysts along with career path options. Governance solutions provide for year-round coordination via a program management office, build a technical architecture that promotes modules that agencies can “pick and choose” to meet individual needs for maximum flexibility, further the idea of sharing and reuse, and set standards for data and data exchange.

BFE LoB activities and benefits include:

- The development of a decision matrix that allows agencies to define their own specific budget systems requirements, and to evaluate other agency and commercial budget systems against such requirements. A government assessment of six agency and three commercial budget systems against the matrix was conducted and published. The assessment included demonstration of capabilities associated with real budget system requirements and scenarios, and the maturity of each system against those scenarios. Agencies benefit from this centralized assessment when choosing candidates for their own agency budget systems. BFE LoB will continue to work towards identifying a second fee-for-service budget system.
- Continuing support of the first fee-for-service budget system, the Budget Formulation and Execution Manager (BFEM), which is managed by the Department of the Treasury in an effort to develop an execution module and enhance connections with OMB’s MAX system.
- The maintenance of a government-wide wiki site, the MAX Federal Community, for increased information sharing, collaboration, and knowledge management across the Federal government, as well as securely within each agency. Over 9,000 members and multiple communities use the MAX Federal Community across the government.
- The implementation of a secure online meeting tool for use by agency budget personnel, which allows personnel to attend meetings remotely with presentations displayed on their computer screen.

- The development and enhancement of government-wide capabilities for collecting, tracking, and publishing budget data. These BFE LoB tools have already demonstrated value by automating the collection of data related to earmarks, continuing resolutions, across-the-board reductions, and more. New tools will provide even greater benefits by enabling agency budget offices to automate their own data collection exercises. BFE LoB recently released the eBriefing Collection Tool to facilitate the rapid collection of agency Q&A information. Agency benefits include increased data collection capabilities, reduced errors, and reduced time spent manually consolidating and publishing data.
- The documentation of standard budget execution processes and identification of intersections with financial management processes via a government-wide collaboration of budget and financial management professionals. Agencies benefit from the reduction of redundant architecture efforts, while more automated processes and systems interfaces act to save time and avoid the possibility of discrepancies and errors.
- Collaboration with agencies such as OPM and the Council of Human Capital Officers to grow the appeal of federal budgeting as a career by combining agency efforts to define budget career paths, core competencies, leadership development, certification programs, and share ideas in areas such as succession planning, retention, and recruitment within the budget community.
- In FY 2008, BFE LoB hosted over 18 training and presentation sessions, covering a variety of budget and finance topics, benefiting approximately 1,800 employees from over 52 agencies/bureaus/components.

The following agencies/components are also participating in or using services offered by BFE LoB:

- Broadcasting Board of Governors (BBG): BBG purchased BFEM for its budget formulation process, resulting in greater ease in the collection of budget data and production of budget submissions. BBG avoided the costs of procuring and setting up a customized system by participating in a shared service system sponsored by BFE LoB. The BFEM budget formulation system services BBG and continues as an option for BBG for performance measurement.
- The Office of Science and Technology Policy in the Executive Office of the President;
- Information Technology Infrastructure Line of Business; and
- Alaska Natural Gas Transportation Projects.

Case Management LoB – Managing Partner Department of Justice (DoJ)

The Case Management Line of Business (CM LoB) defines case management as activities associated with the collection, qualification, analysis, and use of information either for law enforcement purposes, to prevent acts of terrorism, or to defend the government (including its officers and agents) against legal challenges. CM LoB's vision is to use data standards so that case management information is easily and appropriately shared within and among federal agencies, local stakeholders, and citizens. In 2008, a decision was made to shutdown CM LoB, as the original objective to create a government-wide architecture was met for litigations and investigative case management. With the release of the architecture of the Litigative Case Management System (LCMS) at DoJ and the SENTINEL program at the Federal Bureau of Investigation (FBI), the core federal architecture of litigation and investigative cases is now available to all federal agencies.

DoJ was designated as the lead for the CM LoB, as the core architectures for these environments are centered around two Justice investments. These two investments became the core architectures of CM LoB and will set standards for reuse in other agencies. FBI leads the SENTINEL program, which will develop the core investigative case management system. On the litigation side, the Office of the Chief Information Officer and the Executive Office for U.S. Attorneys are co-sponsoring the Litigation Case Management System (LCMS) which will deliver a common case management system for the 94 U.S. Attorneys Offices and the six other major DoJ litigating divisions. SENTINEL and LCMS will continue to focus on their core processes and delivery dates. Artifacts from these projects (including core

architectures) will be shared with other agencies embarking on litigative and investigative systems, as all of these systems will need to share information with DoJ systems.

DoJ has learned that the systems chosen or built matter less than the information exchanges. The CM LoB has validated the importance and need for the National Information Exchange Model (NIEM), which supports enterprise-wide information exchange standards and processes. NIEM is in use across DOJ and DHS and continues to grow to other communities. Work previously associated with the CM LoB will now be focused on building common data exchanges that allow the system-to-system sharing of information.

Federal Health Architecture LoB – Managing Partner Department of Health and Human Services (HHS)

The Federal Health Architecture (FHA) LoB is a partnership among federal agencies and OMB to advance health information interoperability among federal agencies and among agencies and the tribal, state, local, and private sectors through collaboration. Through the FHA program, federal agencies have joined together to rapidly and efficiently implement government-wide solutions for interoperable and secure health information exchange that address agency business priorities while protecting citizen privacy. FHA LoB serves the needs of more than 20 federal agencies in domains as diverse as military and veterans' health care, public health monitoring, long-term care and disability services, research, tribal health services and many other critical federal priorities.

Through collaboration with its federal partners, FHA LoB developed a five-step process to help agencies select the appropriate solutions to meet health care-related business priorities. Each of the steps is supported by specific FHA initiatives in 2008 that have created products to advance the National Health IT Agenda. Those products include:

- **Business Priorities/Value Cases:** Federal agencies will ensure that their mission priorities are documented as Value Cases and incorporated into the National Health IT Agenda. This includes presenting agency needs to national health IT priority setting bodies such as the American Health Information Community successor and the Office of the National Coordinator, advocating for national use cases that support critical agency business processes. FHA LoB is also developing a Federal Health IT Standards Development Organization (SDO) Participation Plan to help coordinate federal participation within health industry SDOs.
- **Interoperability Architecture:** FHA is creating the Federal Health Information Sharing Environment (FHISE) Framework, which is a government-wide knowledge base that will link federal health mandates and strategies with health IT business requirements, national interoperability standards and services, and IT systems and investments. Agencies can use the FHISE Framework to perform analysis, identify solutions and create reports to determine how they can best leverage national information sharing products like interoperability standards, certification criteria, Health Information Exchange (HIE) core services, data use agreements and policies to architect, invest and implement interoperable, standards-compliant health IT solutions. A comprehensive security strategy is required for federal agencies to exchange health information. In collaboration with agencies, FHA will create a "Federal Security Strategy for HIE" that incorporates the key drivers like the Federal Information Security Management Act (FISMA), E-Authentication, and Health Insurance Portability and Accountability Act requirements.
- **Investment Planning:** FHA provides guidance for agencies to help identify and select health IT solutions that align to national health IT interoperability guidelines and standards. FHA will produce an updated version of the Federal Health Investment Planning & Reporting Guide that provides investment planning guidance for information sharing products in the areas of health IT architecture, certification, standards, policies and the Nationwide Health Information Network (NHIN).
- **Health Information Exchange Implementation - the "CONNECT" solution:** The CONNECT solution will make it possible for agencies to exchange health information securely with stakeholders by integrating agencies' health information systems into the emerging NHIN. This

multi-agency, collaborative effort will produce the Federal NHIN Gateway release 1.0, which will implement the information exchange services and enable agencies to connect existing health information systems to the NHIN.

- **Reporting:** FHA will help agencies measure their status against regulatory requirements and report progress through the Health Information Survey which is supported by the Progress Reporting Guide.

In 2008, FHA LoB focused on delivering solutions that address vital national priorities for health care. On September 23, 2008 DoD, HHS, VA (all funding partners) and SSA participated in the NHIN trial implementations through the CONNECT initiative, which focused on defining and implementing the initial set of services for the secure exchange of interoperable electronic health information. The Indian Health Service, Centers for Disease Control, and National Cancer Institute joined these three agencies in the December demonstration, which provided participating agencies the opportunity to display additional functionality to address specific health care business needs such as quality improvement, biosurveillance, laboratory reporting, medication management, electronic registration, emergency response, consumer access to clinical information, and more. Another four to six agencies plan to join the CONNECT initiative in 2009.

**Federal Health Architecture
Line of Business Constituent
Quote...**

"On September 23, our Federal agency participation in the CONNECT initiative wrote a new chapter in the ongoing effort to ensure active duty personnel and veterans receive the best medical care possible. In the Great Hall of the Department of Health and Human Services, before two cabinet secretaries, DoD and VA provided strong evidence that the secure exchange of interoperable health information will support our Wounded Warriors throughout the continuum of care. This first step in the transformation of our nation's health care system is due in no small part to the CONNECT initiative management team and their efforts to facilitate Federal agency collaboration."

– Steve Steffensen, MD, Department of Defense; and Tim Cromwell, RN, PhD, Department of Veterans Affairs

Financial Management LoB – Managing Partner General Services Administration (GSA)

The Financial Management Line of Business (FM LoB) leverages shared service solutions that improve the quality of federal financial data and decrease known inefficiencies—and costs—that are typical of redundant financial management systems. FM LoB's Shared Services Providers (SSPs) offer participating agencies the economies of scale and expertise in IT and financial reporting not always available within a single agency. An emphasis is being placed on greater standardization, transparency and business process improvements as opposed to solely technology improvements.

The FM LoB initiative uses standard business practices and meets federal accounting standards for financial reporting. This level of standardization across all federal agencies would provide executive decision makers with accurate information from which to assess program performance and risks, evaluate costs, and improve stewardship across the Federal government. Agencies will be able to improve financial management decision making and program performance.

Current OMB FM LoB policy requires agencies to conduct a competition among Federal and Commercial Shared Services Providers (SSPs) before attempting to modernize financial systems. Commercial SSPs have not yet been designated to support the same range of services provided by Federal SSPs.

Benefits of SSPs include:

- **Minimize Risk:**
 - Agency SSP customers reduce the risk of noncompliant financial management systems and weaknesses in transaction processing by migrating to a compliant, fully operational, existing SSP financial system.
- **Minimize Cost:**
 - Agencies using SSPs will not have to configure, operate and maintain individual financial systems, whether customized or commercial off-the-shelf (COTS);
 - Agencies can share common costs for standard application management and IT support functions; and
 - Agencies minimize costs of testing and evaluation for upgrades.
- **Facilitate Best Practices:**
 - Federal SSPs have consistently achieved meeting federal accounting standards through years of continuous improvement.

The Common Government-wide Classification Structure was released in July 2007. In July 2008, the standard business process for Payment Management and Funds Management was released. The data elements required for a Charge Card interface were issued in November 2007. The standard business process for Receivable Management will be issued in December 2008. Exposure drafts for the Reimbursable Management and Reporting Management standard business processes will be issued during 2009. The Performance Measures Working Group is analyzing the full body of collected performance metric data for best practices in order to establish standardization of data collection among agencies.

After the FM LoB reviews the core financial system requirements to ensure compliance with all government-wide standards, certified software products will be tested for the federal configuration. At the end of all current systems' life cycles, agencies choosing to upgrade existing software must adhere to this configuration. Agencies choosing to migrate to a SSP are assured that the shared system meets all necessary requirements.

Geospatial LoB – Managing Partner Department of the Interior (DoI)

The Geospatial Line of Business (Geospatial LoB) is achieving important goals in facilitating collaboration of geospatial-related activities and investments across all levels of government, optimizing and standardizing common geospatial functions to improve the quality of government services, and providing cost-efficient acquisition processing and access to geospatial data and services. The work of Geospatial LoB is spread across six work groups, each with specific activities and accomplishments that are leading to the successful achievement of these goals.

- **Common Services Work Group:** Evaluates and expands cross-agency procurement opportunities and tool sharing to facilitate access to the best geospatial tools, software, and data.
 - Worked with the General Services Administration SmartBUY Team to implement a multi-vendor Blanket Purchase Agreement that provides small, medium, and large government users a common portfolio of geospatial technology options that benefit small, medium, and large agencies.
 - Developed Geospatial Application Registry to provide government geospatial users the ability to nominate, share, and discuss reusable geospatial software products and associated geo-enabling best practices.
- **Life Cycle Management Work Group:** Evaluates and defines the stages of the geospatial data cycle and identifies standard roles to facilitate portfolio management of government geospatial assets.

- Developed OMB Circular A-16 Supplemental Guidance including: Definition and processes for data life cycle stages; Principles for assessing themes (ongoing); Roles and responsibilities for agency officials (ongoing); Geospatial lexicon of common terms; and Coordination points for geospatial reporting (ongoing)
- **Grants and Contracts Work Group:** Develops common policies, grants, cooperative agreements, contracts, and terms and conditions for geospatial information and services.
 - Prepared national guidelines for federal grants, cooperative agreements and contracts to help promote better access to data and services for all agencies, governments and citizens.
 - Assisted Geospatial One-Stop Portal (www.geodata.gov) in developing requirements to improve portal capabilities to locate and satisfy compliance requirements.
- **Technical Architecture Work Group:** Develops geospatial requirements and recommendations for technology and telecommunications infrastructure.
 - Published Geospatial Profile of the Federal Enterprise Architecture Version 2.0, which acts as a tool for chief architects to determine how and where place-based approaches and associated geospatial resources fit into their enterprise architectures; and facilitate discussions with government executives, program managers, and technical staff on how to enhance business operations and intelligence through geospatially enhanced enterprise architecture.
- **Geo-enabled Business Work Group:** Assists federal program managers and executives to take fuller advantage of the benefits of geospatial applications.
 - Completed Communications Strategy and Implementation Plan for the Geo LoB.
 - Captured and evaluated best practices from 2008 federal Geographic Data Committee Cooperative Agreement Program.
- **Performance Management Work Group:** Provides greater transparency and accountability for federal geospatial activities.
 - Completed Geo LoB Performance Management Plan.
 - Provided guidance to improve standardization, higher response rate, and more consistent reporting of geospatial reporting by federal agencies.

Contributing agencies and bureaus will receive value from the development of the LoB primarily through improved business performance and cost savings. Enhanced governance processes, improved business planning and investment strategies, and optimization and standardization of geospatial business data and services will produce the following results:

- Collaborative management of geospatial investments will be made more adaptable, proactive and inclusive;
- Enterprise business needs and agency core mission requirements will be identified, planned, budgeted, and exploited in a geospatial context;
- Long-term costs of geo-information delivery and access will be reduced while minimizing duplicative development efforts;
- Effective, yet less costly commercial off the shelf systems and contractual business support operations will replace legacy geospatial applications; and
- Business processes will be optimized and knowledge management capabilities will exist for locating geospatial data and obtaining services.

Benefits will be delivered to two broadly defined types of constituents - citizens and government users. Citizens who gain benefit from geospatially enabled services through maps and location-aware applications and technologies (e.g. cell phones, PDAs, and GPS) will benefit through a more effective use of taxpayer dollars to receive those services. Government users who discover, evaluate, and use geospatial assets in the support of decision-making will benefit by more efficiently delivery of services for mission needs and to citizens through easy to find, high quality, and timely geospatial data and services.

Grants Management LoB – Managing Partners Department of Health and Human Services (HHS) and National Science Foundation (NSF)

The goal of the Grants Management Line of Business (GM LoB) is to develop a government-wide solution that supports end-to-end grants management activities promoting citizen access, customer service, and agency financial and technical stewardship. The initiative's objectives are to improve service to internal and external customers; increase standardization and streamlining; increase value delivered through information technology to agencies, grantees, and the public; and reduce the number of grants systems government wide.

GM LoB implemented a Consortium-based approach to meet its goal and objectives. The Consortium model:

- Improves the evaluation of program results and decision-making by standardizing the collection and reporting of data used to measure performance resulting in more accurate and comparable evaluations of program results;
- Leverages existing technologies and relationships among agencies;
- Allows operations and maintenance (O&M) costs, and development, modernization, and enhancement (DME) costs to be spread across agencies, decreasing the burden on any one agency;
- Removes stove-piped operations;
- Benefits agencies that do not have fully automated grants management solutions;
- Streamlines the grants processes;
- Enables the GM LoB to experience near-term successes by capitalizing on the already deployed Grants.gov and leveraging existing service components within Consortia Lead agencies;
- Decreases agency reliance on manual and paper-based processing, further reducing cost;
- Enables more efficient collection of statistics on government-wide grants activity and metrics by standardizing data elements and reporting, and by reducing the quantity of systems from which the government draws this data; and
- Mitigates political and technological challenges.

The Department of Education (G5 Solution), the Department of Health and Human Services/ Administration for Children and Families (Grants Center of Excellence), and the National Science Foundation (Research.gov) have been designated as Federal Consortium lead agencies responsible for coordinating the development of a Consortium's grants management solutions. Partner agencies are responsible for participating in the development of the Consortium solution, and currently 16 out of 26 agencies are participating in a consortium. Additionally, two agencies have completed key milestones and are entering into the planning stages of the Consortium partnering process.

In addition, OMB has approved a select group of agencies to temporarily pursue grants management solutions outside of the solutions offered by the Consortia:

- Three agencies (National Endowment for the Humanities, National Archives and Records Administration, National Endowment for the Arts) with similar size, mission, and processing volume have partnered together to create a strategic partnership that will leverage similarities to reduce cost and duplicative processes, and increase service to grantees.
- Three agencies (Department of Energy, Small Business Administration, U.S. Agency for International Development) are implementing Commercial-Off-the-Shelf (COTS) products that will result in cost savings. These agencies are also forming a working group to identify opportunities for sharing information and best practices that will lead to increased efficiencies among the COTS product's users, influence product development, and potentially reduce costs.

GM LoB to date has created numerous benefits for agencies. The initiative has resulted in agencies identifying and reducing redundant systems and processes across organizations. Additionally, GM LoB

allowed agencies to experience cost savings through the sharing of DME and Steady State costs across agencies. The Consortium leads estimate that GM LoB will result in agencies and their partners collectively experiencing \$23 million in cost savings and over \$200 million in cost avoidance over the life cycle of the initiative.

GM LoB also plays a role in a reduction in the number of systems of record for grants data within agencies. As a result of GM LoB, agencies have identified 23 systems that have been retired or will be retired as agencies migrate to Consortia solutions. Through its promotion of government-wide standard forms and reports that enhance agencies' abilities to provide standardized agency data on grant activities and results, GM LoB has also helped agencies comply with the Federal Financial Assistance Management Improvement Act of 1999. GM LoB and the Consortium leads will also support agencies in meeting the requirements of the Federal Funding Accountability and Transparency Act of 2006 by providing partner agencies with the standard interfaces necessarily to submit the required data.

In addition to the benefits that agencies receive from GM LoB, the initiative also benefits many non-federal stakeholders, including colleges and universities conducting research projects, state governments that support programs such as subsidized housing, disaster relief organizations, and non-profit international aid groups. All grantees will experience time savings as a result of quicker award notification and faster payments due to automated systems for grants processing. Through continued emphasis on standardization, GM LoB will minimize complex and varying agency-specific requirements and increase grantee ease of use on federal grants management systems. Constituents will benefit as they will have fewer unique agency systems and processes to learn; grantees' ability to learn how to use systems will be improved and reliance on call center technical support will be reduced.

GM LoB also supports the Grants Policy Committee (established by the Chief Financial Officers Council, consists of grants policy experts from across the Federal government) in developing new standard policies and forms to use across the government. As a result, Consortium lead agencies will adopt standard policies and forms developed by GPC, which will decrease the number of unique agency-specific reporting requirements for grantees. Some examples of standard forms being developed by the GPC are:

- The Federal Financial Report will replace four forms currently in use, reducing and simplifying the reporting burden for grantees.
- The Performance Progress Report and Research Performance Progress Report will standardize the way that research and non-research grantees report the accomplishments and status of work completed under their awards.
- The Tangible Personal Property Report will create a standard report to help grantees respond to the agency requirement to document all tangible personal property associated with an award.
- The Real Property Status Report will create a standard report to help grantees respond to the agency requirement to document all real property associated with an award.

Human Resources Management LoB – Managing Partner Office of Personnel Management (OPM)

The HR LoB vision is to create government-wide, modern, cost-effective, standardized, and interoperable HR solutions to provide common core functionality to support the strategic management of Human Capital through the establishment of Shared Service Centers (SSCs). Driven from a business perspective rather than a technology focus, the solutions will address distinct business improvements enhancing the government's performance of HR services in support of agency missions delivering services to citizens. Leveraging shared services solutions will allow the HR LoB to significantly improve HR service delivery, save taxpayer dollars, and reduce administrative burdens.

To date five agencies have been designated as public sector SSCs: Department of Agriculture, Department of the Interior, Department of the Treasury, Department of Health and Human Services and Department of Defense. The four private sector SSCs are Accenture National Security Services, Allied

Technology Group, Inc., Carahsoft Technology Corporation, and IBM. Now that HR LoB has completed establishing a schedule of private sector shared service centers, agencies can competitively select either a private or a public SSC to provide HR services.

Selected HR LoB accomplishments from 2008 include:

- Published Entrance-on-duty (EOD) Market Survey Report, which contains responses from nine organizations for providing EOD solutions to the Federal government;
- Evaluated vendor proposals and established four private sector SSCs included on GSA's Multiple Award Schedule 738.X;
- Published version 2.0 of the Migration Planning Guidance (MPG), which assists agencies in preparing for and managing a migration of their human resources functions to an SSC;
- Published the Federal Case Studies document which contains two case studies "Improving Federal Hiring Practices and Service Delivery" and "Evaluating and Improving Performance Management Systems" showcasing five federal agencies. The case studies describe the practices and systems that have been put into place to improve the employee appraisal process and lay the foundation for improved performance management at each agency;
- Published version 1.0 of the Technical Model (TM), which establishes a common view of technology and compiles a set of applicable government standards for each of the technology services identified, and completed version 2.0 of the TM, which expands upon version 1 by addressing the HR service components delivered to users via direct access channels as defined in the Service Component Model version 2;
- Developed a Separation Management Concept of Operations to describe the functional requirements for off-boarding an employee, propose a process and technology model for delivering these services, and recommend an overall strategy for agencies to acquire the future solution;
- Completed the Payroll Benchmarking study which includes payroll benchmark data for E-Payroll providers and provides an insight into current payroll operational performance; and
- Launched the Integration Support Project which will provide an end-to-end view of common HR solutions and their interrelationships and compile available information and resources to help HR LoB SSCs and customer agencies effectively manage HR solutions.

***Human Resources
Management Line of
Business Highlights...***

- *Received the 2008 Leadership in Enterprise Architecture-Driven Results Award for success in implementation and management of Enterprise Architecture best practices*
- *Staff received 2008 Federal 100 Award for contributions to the federal information technology community*

In FY 2009, HR LoB will:

- Continue to track and oversee agency migrations to selected HR LoB SSCs including the collection of cost and performance information about the migration process;
- Complete an HR benchmarking study of the SSCs and payroll providers to establish a baseline of HR service delivery performance;
- Develop a framework for assessing HR LoB service providers with respect to how well they deliver HR services and for helping providers understand what they have to do to improve their service capability;
- Develop an end-to-end view of common HR solutions and their interrelationships with information and guidance for implementing HR solutions across federal agencies;
- Map the HR LoB target requirements to service components to establish a services-based view of the target requirements for SSCs;
- Develop HR LoB interoperability guidelines by compiling and validating industry standards, practices, and protocols that describe interoperability; and

- Develop interface specifications as part Data Model version 2.0. This effort will update the HR LoB Data Model with data from the comprehensive Executive branch data warehouse including retirement system data elements and information exchange packages.

Information Systems Security LoB – Managing Partner Department of Homeland Security (DHS)

The Information Systems Security Line of Business (ISS LoB) is an interagency effort led by the Department of Homeland Security to identify common security processes and technologies to improve information security program performance, reduce costs, and increase efficiency.

The initiative selected three agencies as shared service centers for security awareness training: the Department of Defense, the Office of Personnel Management, and the Department of State in coordination with the United States Agency for International Development. Additionally, two agencies were selected as shared service centers for security reporting: the Department of Justice and the Environmental Protection Agency.

In FY 2008, ISS LoB continued to support the five Shared Service Centers (SSCs) mentioned above through lessons learned, information sharing and customer agency outreach. ISS LoB is in the process of creating a Customer Advisory Board to provide more coordination to existing and new SSCs in FY 2009. In addition, ISS LoB expects to stand up additional SSC providers for Certification and Accreditation Services and Tier II – Role Based Security Training. Eventually, the ISS LoB will provide support for competitive offerings from the private sector in the areas of C&A, Situational Awareness and Incident Response, Federal Information Security Management Act (FISMA) Reporting and Trusted Internet Connections services.

Agencies are now using training and reporting services provided by the initiative. As a result, agencies are avoiding duplicative investment in common security tools, ensuring a baseline level of training and reporting performance, and refocusing their efforts to other complex and critical security issues at their agency. To date, 77 percent of scorecard agencies are taking advantage of Security Awareness Training through ISS LoB SSCs and 58 percent of scorecard agencies are benefiting from FISMA Reporting Services provided by ISS LoB SSCs. 17 percent of agencies reported direct cost savings in FY 2008 in utilizing ISS LoB SSCs for FISMA Reporting Services. The ISS LoB will continue to strive to increase cost savings for federal agencies as more SSCs are established and centralized contracts for Information Systems Security products and services are created.

The initiative also identified additional security services and tools demanded by agencies, including vulnerability assessment, network mapping and discovery, and baseline configuration management tools. These tools can help agencies develop an accurate inventory of information resources managed at their agency, and maintain an up-to-date awareness of information security threats. The initiative is now establishing mechanisms to help agencies quickly acquire these tools in a cost-effective manner.

IT Infrastructure LoB – Managing Partner General Services Administration (GSA)

The IT Infrastructure Line of Business (ITI LoB) is a government-wide program under the policy direction of the Federal Chief Information Officers Council. Led by an interagency steering committee of federal senior executives representing 23 of the largest military and civilian Departments and agencies², ITI LoB supports government-wide efforts to improve the management of federal IT infrastructure through internal efficiency and effectiveness and the adoption of common solutions to improve service levels and increase cost efficiencies.

² Note: the intelligence community is tacitly associated with this government-wide effort.

ITI LoB is driven by a fundamental precept (coined by William Edwards Deming) stating, "If you can't measure it, you can't manage it." By leveraging industry-wide performance and cost-efficiency metrics and by adopting government-wide benchmarking, common metrics, and baseline analyses, ITI LoB provides IT managers across government with fundamental tools that lead to improvements in the federal IT infrastructure. These tools include the establishment of aggressive performance targets holding managers responsible through regular quarterly progress reports to OMB and the ITI LoB Program Management Office (PMO).

The ITI LoB PMO oversees the government-wide effort through program management, strategic sourcing, and technical consultation. The PMO, staffed with highly-experienced technology managers who provide expert advice and leadership to member agencies, focuses its efforts in five distinct areas:

- Institutionalizing the use of common government-wide IT Infrastructure performance metrics, including annual government-wide measurements benchmarking analyses and the incorporation of these analyses into the federal budget process.
- Providing technical and management planning advice and assistance to participating agencies in the development of their Five-Year Infrastructure Optimization Plans. As part of this effort, the PMO seeks to minimize redundant or inconsistent reporting through better integration of agencies' optimization plans, Federal Transition Framework and OMB budget reports (e.g., Exhibit 300).
- Establishing government-wide Communities of Practice to foster information sharing and collaboration among IT professionals involved in infrastructure optimization facilitating the sharing of best technology practices across the Federal government.
- Developing IT Infrastructure Segment Architectures that can be reused by agencies and lead technology convergence among federal agencies.
- Supporting federal acquisition by leveraging federal IT assets management and aggregating purchasing opportunities.

The ITI LoB PMO works with OMB to ensure consistency among current government-wide policies and practices, and coordinates its activities with other related federal IT programs, such as the Federal Enterprise Architecture Program Office, Strategic Sourcing, and Information Systems Security Line of Business. The ITI LoB initiative provides agencies a forum in which to address common challenges, share best practices, and negotiate the architecture tradeoffs that invariably arise when optimizing infrastructure and responding to government-wide mandates.

In 2008, ITI LoB laid the foundation for the annual cycle of data-driven optimization of the federal infrastructure. The development of regularly updated performance baselines and Five-Year IT Infrastructure Optimization plans not only represent great achievements in themselves, they also enable year-over-year trend analyses and the empirical identification of common challenges, best practices, and cost savings and avoidance opportunities.

Department of Agriculture

The E-Government initiatives serve citizens, businesses, and Federal and state government employees by delivering high quality services more efficiently at a lower price. Instead of expensive “stove-piped” operations, agencies work together to develop common solutions which achieve mission requirements at reduced cost, thereby making resources available for higher priority needs.

The Department of Agriculture (USDA) is providing funding in FY 2009 to the following E-Government Initiatives:		
Government to Citizen Portfolio <ul style="list-style-type: none"> ▪ Disaster Assistance Improvement Plan ▪ Recreation One-Stop 	Government to Business Portfolio <ul style="list-style-type: none"> ▪ Business Gateway 	Government to Government Portfolio <ul style="list-style-type: none"> ▪ Grants.gov
Internal Efficiency and Effectiveness Portfolio <ul style="list-style-type: none"> ▪ Integrated Acquisition Environment - Loans and Grants 	Lines of Business (LoB) <ul style="list-style-type: none"> ▪ Budget Formulation and Execution LoB ▪ Financial Management LoB ▪ Geospatial LoB ▪ Grants Management LoB ▪ Human Resources Management LoB 	

Benefits realized through the use of these initiatives are as follows:

Government to Citizen Portfolio

Disaster Assistance Improvement Plan (Managing Partner DHS)

The Disaster Assistance Improvement Plan (DAIP) is a government-wide effort to improve the delivery of disaster assistance all across the Federal government. The initiative includes member agencies which have active disaster assistance programs as well as those which do not. While some partner agencies are affected less than others in times of a disaster, all are affected in some way.

USDA was identified by DAIP as providing disaster assistance. In addition, USDA also supports other non-disaster assistance programs and services which continue to reach disaster victims who may be displaced or are otherwise out of contact. Participation in DAIP helps to reduce the burden on other federal agencies which routinely provide logistical help and other critical management or organizational support during disasters.

In its first year of operation, the DAIP team identified the following Forms of Assistance (FOA) within USDA:

- Category 2 - Disaster-related forms of assistance administered at the state or local level:
 - Emergency Conservation Program for Agricultural Producers (Farm Service Agency)
- Category 3 - Forms of assistance not inherently disaster-related, administered at the federal, state or local level:
 - Farm Operating Loans - Direct and Guaranteed (Farm Service Agency)
 - Farm Ownership Loans - Direct and Guaranteed (Farm Service Agency)
 - Supplemental Nutrition Assistance Program (Food and Nutrition Service)
 - Rural Housing: Housing Repair Loans and Grants (Rural Development)

- Category 5 - Forms of assistance providing information and agency resources that may be of interest to disaster victims:
 - Environmental Quality Incentives Program (Natural Resources Conservation Service)
 - Noninsured Crop Disaster Assistance Program (Farm Service Agency)
 - Rural Housing Loans (Rural Development)
 - Rural Rental Housing (Rural Development)
 - Crop Insurance (Risk Management Agency)

An independent FOA Validation Study is currently underway for USDA to ensure a consistent, replicable process for the establishment of a baseline as well as assessing all agency FOAs for inclusion in DAIP.

Recreation One-Stop (Managing Partner DoI)

USDA (and specifically Forest Service) provides information related to recreational activities in U.S. national forests and grasslands and manages the contract for hosting on the Recreation One-Stop portal. In return, the Recreation One-Stop initiative saves USDA time and resources by offering citizens looking to utilize recreational services a central place to search and obtain site descriptions, recreation activities, directions, and links to more-detailed information about specific locations.

Government to Business Portfolio

Business Gateway (Managing Partner SBA)

By creating a single portal for business information, such as regulatory compliance information, Business Gateway (BG) directly benefits USDA’s stakeholders, including farm owners, food industries, and agricultural chemical producers - all of whom are subject to complex regulatory requirements across multiple agencies.

USDA’s stakeholders can potentially receive significant benefits from BG. Benefits to USDA include:

- Contact center savings: Due to the use of Business.gov and Forms.gov a decrease in misdirected calls is expected resulting in cost savings for USDA.
- Maintenance savings: Business.gov’s search technology will provide USDA with valuable user statistics and feedback, enabling it to simplify content management on its business compliance site.
- Cost and time savings: Businesses looking for USDA compliance regulations can save time and money by going to Business.gov. In FY 2008, 74 percent of Business.gov users who responded to the American Customer Satisfaction Index (ACSI) survey reported saving time at an average of nearly 10 hours per user, totaling 3,960,269 hours; 55 percent of survey respondents also reported saving money at an average of \$753 per user.
- Increased forms management: By making 563 forms available on Forms.gov, USDA saves agency time in forms management, and is expected to produce significant savings in paper and postage. USDA forms were accessed via Forms.gov 268,496 times in FY 2008.
- Increased exposure: Business.gov houses numerous USDA compliance links providing cross-agency effectiveness to American businesses; in FY 2008 Business.gov directed 12,764 visits to USDA sites.
- Reduced burden on field offices: By directing compliance-related inquiries to Business.gov, agencies with field offices will save training and staff-time dollars.
- Regulatory compliance: The Business.gov website enables USDA to comply with the reporting requirement for the Small Business Paperwork Relief Act (SBPRA) and is also consistent with the Small Business Regulatory Enforcement Fairness Act of 1996 (SBREFA), which called on federal regulatory agencies to publish small business guides that assist small firms in complying with, and answer small businesses’ inquiries about federal regulations.

- **Data harmonization:** BG is in a unique position to support data harmonization efforts indirectly through its content partnerships with various government agencies. USDA has the opportunity to identify and realize data harmonization benefits in many areas, such as Food Safety.

Through increased outreach, more constituents will be able to realize these benefits.

Examples of benefits provided by BG to USDA bureaus include:

- **Food Safety Inspection Service (FSIS)** – BG provides citizens with an additional access point to FSIS' documentation, guidance materials for federally inspected establishments to use in designing and implementing sanitation standard operating procedures.
- **Farm Service Agency (FSA)** – BG provides farmers another access point to find all 233 forms to ensure they are complying with all applicable rules and regulations and able to effectively operate their businesses.
- **Animal and Plant Health Inspection Service (APHIS)** – APHIS has made compliance assistance resources available to business entities in several formats. All work extremely well in that APHIS has not received complaints or negative comments regarding insufficient information or difficulty gaining access. BG provides another access point to this compliance information, including 10 forms.
- **Forest Service** – BG supports the Forest Service by providing an additional vehicle for private forest land owners to access compliance and regulatory information, including 6 forms.
- **Rural Business-Cooperative Service** – BG provides an additional access point to 27 forms to assist rural businesses with their compliance needs.
- **Agricultural Marketing Service (AMS)** – BG provides access to 47 forms and resource information that assist businesses working within the six commodity programs (Cotton, Dairy, Fruit and Vegetable, Livestock and Seed, Poultry, and Tobacco).
- **Grain Inspection, Packers and Stockyards Administration (GIPSA)** – BG provides farms and small businesses that slaughter cattle greater access to compliance information they need to ensure their meat is USDA certified. BG also provides grain producers with another channel to access regulations and laws governing biotechnology, including 116 forms.
- **Natural Resources Conservation Service (NRCS)** – BG offers compliance information for companies such as those vying for Biomass Research and Development projects, funded by USDA, including five forms.
- **Foreign Agricultural Service (FAS)** – Business.gov gives farmers and businesses wishing to export their goods to foreign markets greater access to compliance information, including 10 forms, as well as numerous links to sites such as Export.gov.

Government to Government Portfolio

Grants.gov (Managing Partner HHS)

The initiative benefits USDA by providing a single location to publish grant (funding) opportunities and application packages, and by providing a single site for the grants community to locate and apply for grants using common forms, processes, and systems.

Electronic application submissions increase each year on Grants.gov, which supports the fact that the ambit of the Grants.gov brand continues to expand. USDA uses government-wide forms almost exclusively, so the look and feel of applying for a USDA grant through Grants.gov remains consistent to the user regardless of whether the program is originated from headquarters in Washington, D.C. or a state office in rural America. Grants.gov has also allowed USDA to avoid the cost of maintaining multiple front-end systems allowing applicants to search and apply for grants online.

In FY 2008, USDA posted 112 synopses and 143 application packages through Grants.gov, and received 7,821 electronic applications from the grants community via Grants.gov.

Internal Efficiency and Effectiveness Portfolio

Integrated Acquisition Environment - Loans and Grants (Managing Partner GSA)

All agencies participating in the posting and/or awarding of Loans & Grants are required by the Federal Funding Accountability and Transparency Act (FFATA) to disclose award information on a publicly accessible website. Cross-government cooperation with OMB's Integrated Acquisition Environment initiative allows agencies to meet the requirements of the FFATA by assigning a unique identifier, determining corporate hierarchy, and validating and cleaning up incorrect or incomplete data. The FFATA enhances transparency of federal program performance information, funding, and loans & grants solicitation.

Lines of Business

Budget Formulation and Execution LoB (Managing Partner ED)

BFE LoB provides significant benefits to partner agencies by encouraging best practices across all aspects of federal budgeting – from budget formulation and execution to performance to collaboration to human capital needs.

To benefit all agencies, including USDA, BFE LoB continues to support Department of Treasury as the system owner in the advancement of the Budget Formulation and Execution Manager (BFEM), the first shared fee-for-service budget formulation system. With support from BFE LoB, Treasury/BFEM made available a new Performance Measure Manager module in early 2008. This module allows users to automate the definition, collection, and reporting of all types of performance measures. The BFEM system is an option for USDA and any USDA component that is in need of a budget formulation or performance measurement system. In 2009, Treasury/BFEM plans to integrate PMM with OMB's Program Assessment Rating Tool (PART) system and begin work on automating the transfer of apportionment data from BFEM to OMB's MAX system.

To help agencies assess their budget systems requirements, BFE LoB created a decision matrix and recently evaluated nine budget systems against the matrix. This evaluation is available for all agencies to use and provides cost savings to agencies by eliminating the need for agencies to review this many systems individually. USDA plans to use this matrix as a starting point in determining specific system needs and determining a short list of the available systems to best meet its requirements. In 2009, BFE LoB will research the possibilities for additional fee-for-service budget systems.

BFE LoB's "MAX Federal Community," a secure government-only collaborative website, provides significant benefits for collaboration across and within agencies, as well as knowledge management. It is used within the budget community, as well as other related communities such as Grants, Financial Management, Performance, E-Government, and more. USDA currently has 459 users registered for the MAX Federal Community. The MAX Community site is commonly used for sharing information, collaboratively drafting documents (including the direct-editing of documents posted on the site), supporting workgroups, submitting central reports, and much more. USDA has benefited from the use of BFE LoB's online meeting tool for USDA budget meetings. Enhancements to both tools will continue in 2009 as these technologies advance.

USDA plans to use BFE LoB's "Touchpoints" document and budget execution process maps to improve its own agency interactions between budget execution and financial management. BFE LoB will continue to work toward more automated data exchange to improve data quality in these areas.

BFE LoB's Human Capital Federal Budget Core Competency Framework is a resource for USDA to use in its internal workforce planning initiatives. BFE LoB plans to continue to expand this framework in 2009.

Financial Management LoB (Managing Partner GSA)

USDA will realize the following benefits through participating in FM LoB once a Shared Service Provider (SSP) has been selected:

- Cost Savings;
- Minimizing Risk: New Agency SSP customers reduce costs and risk when migrating onto an existing and already compliant SSP financial system;
- Avoiding Duplicate Operational Costs: Reducing redundant costs by using standard business processes and a common system software certified by the Financial System Integration Office in the General Services Administration; and
- Facilitating Best Practices/Standardization: Key tools such as a Request for Proposal framework and Service Level Agreement guides will be provided to USDA to help in the development of agency agreements with SSPs.

Geospatial LoB (Managing Partner DoI)

USDA has responsibility for four of the data layers outlined in OMB Circular A-16. USDA is looking forward to returns from the Geospatial LoB in terms of efficiency and synergy across the government. Solution benefits include institutionalizing a governance model that increases buy-in of all stakeholders in decisions related to the development of the National Spatial Data Infrastructure as well as expedited and more coordinated completion of nationally significant data sets.

Grants Management LoB (Managing Partners HHS and NSF)

USDA manages 199 grant programs that disburse over \$60 billion annually. USDA anticipates the key benefit to its bureaus will include having a centralized location to download all applications, make awards, and track awards to closeout. Currently, USDA's grant programs are decentralized and function at the sub-agency level. GM LoB will impact all bureaus, simplifying application processes, providing timely reporting and delivery of services, and increasing coordination among USDA service providers. Automated business processes available through Consortia will decrease agency reliance on manual and paper-based processing. Consortium lead agencies will spread operations and maintenance costs, and development, modernization, and enhancement costs across agencies, decreasing the burden that any one agency must bear.

GM LoB will lead to a reduction in the number of systems of record for grants data across USDA and the government, and the development of common reporting standards, improving USDA's ability to provide agency- and government-wide reports on grant activities and results. GM LoB will help USDA comply with the Federal Financial Assistance Management Improvement Act of 1999 and the Federal Funding Accountability and Transparency Act of 2006.

USDA's GM LoB stakeholders such as constituents, the public, and grantees will also benefit. Service to constituents will be improved through the standardization and streamlining of government-wide grants business processes. The public will receive time savings as a result of quicker notification and faster payments due to an automated system for grants processing. Furthermore, GM LoB will minimize complex and varying agency-specific requirements and increase grantee ease of use on federal grants management systems. Constituents will benefit as they will have fewer unique agency systems and processes to learn; grantees' ability to learn how to use the system will be improved and reliance on call center technical support will be reduced. Consortium lead agencies will also provide grantees with online access to standard post-award reports, decreasing the number of unique agency-specific reporting requirements.

Since USDA is not scheduled complete its migration to a Consortium until 2012, cost savings have not yet been realized.

Human Resources Management LoB (Managing Partner OPM)

USDA operates the National Finance Center, one of the approved service providers for HR LoB. This initiative allows USDA to spread the cost of managing HR systems and processes across a larger customer base, reducing agency costs to operate these systems and processes. Additionally, USDA's involvement in HR LoB allows the agency to utilize government-wide HR solutions, as well as access lessons learned and best practices developed by the task force and other agencies.

Department of Commerce

The E-Government initiatives serve citizens, businesses, and Federal and state government employees by delivering high quality services more efficiently at a lower price. Instead of expensive “stove-piped” operations, agencies work together to develop common solutions which achieve mission requirements at reduced cost, thereby making resources available for higher priority needs.

The Department of Commerce (DoC) is providing funding in FY 2009 to the following E-Government Initiatives:		
Government to Citizen Portfolio	Government to Business Portfolio	Government to Government Portfolio
<ul style="list-style-type: none"> ▪ Disaster Assistance Improvement Plan 	<ul style="list-style-type: none"> ▪ Business Gateway ▪ International Trade Process Streamlining 	<ul style="list-style-type: none"> ▪ Grants.gov
Internal Efficiency and Effectiveness Portfolio	Lines of Business (LoB)	
<ul style="list-style-type: none"> ▪ E-Gov Travel ▪ Integrated Acquisition Environment – Loans and Grants 	<ul style="list-style-type: none"> ▪ Budget Formulation and Execution LoB ▪ Financial Management LoB ▪ Geospatial LoB ▪ Grants Management LoB ▪ Human Resources Management LoB 	

Benefits realized through the use of these initiatives are as follows:

Government to Citizen Portfolio

Disaster Assistance Improvement Plan (Managing Partner DHS)

The Disaster Assistance Improvement Plan (DAIP) is a government-wide effort to improve the delivery of disaster assistance. The initiative includes member agencies which have active disaster assistance programs as well as those which do not. While some agencies are affected less than others in times of a disaster, all are affected in some way. It is imperative that all agencies work together to assist agencies and individuals in need of assistance.

While DAIP has not yet identified any disaster assistance programs within DoC, it remains important that the department participates in the plan to implement DAIP. For some agencies this will help to ensure that their non-disaster assistance programs and services continue to reach disaster victims who may be displaced or are otherwise out of contact. For other agencies, participation in DAIP will reduce the burden on other federal agencies which routinely provide logistical help and other critical management or organizational support during disasters, rather than direct assistance to individuals. For all of these agencies, participation in DAIP provides a platform to offer application intake in the event that a form of assistance is authorized as a result of a disaster, as well as to offer a resource to individuals who inquire with the agency about disaster assistance.

The DAIP program office is continuing to work through quantifying and reporting on the benefits and cost savings or cost reductions for each member agency. Participating in DAIP will help DoC and component bureaus (including the Office of the Inspector General, Economic Development Administration, Bureau of the Census, Economics and Statistics Administration, International Trade Administration, Bureau of Industry and Security, Minority Business Development Agency, National Oceanic and Atmospheric Administration, U.S. Patent and Trademark Office, National Technical Information Service, National Institute of Standards & Technology, and the National Telecommunications & Information Administration)

comply with Executive Order 13411, which mandates that disaster victims have prompt and efficient access to federal disaster assistance, as well as information regarding assistance available from government and private sector sources.

Government to Business Portfolio

Business Gateway (Managing Partner SBA)

By creating a single portal for business information, such as regulatory compliance information, Business Gateway (BG) directly benefits DoC's stakeholders, including exporters and importers - all of whom are subject to complex regulatory requirements across multiple agencies.

DoC's stakeholders can potentially receive significant benefits from BG. These benefits are outlined below.

- Contact center savings: DoC has two compliance-related contact centers - Trade Information Center and AESDirect Call Center. Due to the use of Business.gov and Forms.gov a decrease in misdirected calls is expected resulting in cost savings for DoC.
- Maintenance savings: Business.gov's search technology will provide DoC with valuable user statistics and feedback, enabling it to simplify content management on its business compliance site.
- Cost and time savings: Businesses looking for DoC compliance regulations can save time and money by going to Business.gov. In FY 2008, 74 percent of Business.gov users who responded to the American Customer Satisfaction Index (ACSI) survey reported saving time at an average of nearly 10 hours per user, totaling 3,960,269 hours; 55 percent of survey respondents also reported saving money at an average of \$753 per user.
- Increased forms management: By making 587 forms available on Forms.gov, DoC saves agency time in forms management, and is expected to produce significant savings in paper and postage. DoC forms were accessed via Forms.gov 299,718 times in FY 2008.
- Increased exposure: Business.gov houses numerous DoC compliance links providing cross-agency effectiveness to American businesses; in FY 2008 Business.gov directed 26,497 visits to DoC sites.
- Reduced burden on field offices: By directing compliance-related inquiries to Business.gov, agencies with field offices will save training and staff-time dollars.
- Regulatory compliance: The Business.gov website enables DoC to comply with the reporting requirement for the Small Business Paperwork Relief Act (SBPRA) and is also consistent with the Small Business Regulatory Enforcement Fairness Act of 1996 (SBREFA), which called on federal regulatory agencies to publish small business guides that assist small firms in complying with, and answer small businesses' inquiries about federal regulations.
- Data harmonization: BG is in a unique position to support data harmonization efforts indirectly through its content partnerships with various government agencies. DoC has the opportunity to identify and realize data harmonization benefits in many areas, such as pharmaceuticals and defense trade control.

Through increased outreach, more constituents will be able to realize these benefits.

Benefits provided by BG to DoC bureaus include:

- **Economic Development Administration (EDA)** – As a resource to businesses of all sizes, BG provides access to government resources and information needed to generate jobs, retain existing jobs, and stimulate industrial and commercial growth.
- **Bureau of the Census** – BG furthers the Census Bureau's mission by increasing businesses' access to census data and resources and by providing access to 63 forms.

- **Economics and Statistics Administration (ESA)** – BG helps businesses comply with ESA reporting requirements of key statistics used for economic analysis and reporting. Additionally, BG helps ESA create awareness and stimulate usage by offering U.S. businesses access to daily releases of key economic indicators from the Bureau of Economic Analysis.
- **International Trade Administration (ITA)** – BG supports ITA’s mission by increasing access to trade information businesses need through 17 forms and multiple ITA links on Business.gov.
- **National Oceanic and Atmospheric Administration (NOAA)** – BG offers 195 forms and numerous links to NOAA’s resources via Business.gov, enabling businesses to take steps to protect marine resources, fishing stocks, and ecosystems.
- **U.S. Patent and Trademark Office (USPTO)** – For many businesses, securing patents and trademarks is essential to establishing strategic advantages over competitors. BG provides numerous links and 199 forms to help businesses understand, abide by, and benefit from intellectual property regulations.
- **Bureau of Industry & Security (BIS)** – BG increases businesses’ awareness of and compliance with BIS regulations related to the export of sensitive goods and technologies, etc. BG currently provides numerous links, including 43 forms.
- **National Institute of Standards and Technology (NIST)** – BG helps NIST increase U.S. businesses’ awareness of its technologies, measurement methods, standards, and technical regulations through 11 forms and multiple links on Business.gov.
- **National Telecommunications & Information Administration (NTIA)** – BG helps NTIA increase awareness of and compliance with NTIA policy through four forms.

International Trade Process Streamlining (Managing Partner DoC)

The International Trade Administration (ITA) at DoC and other federal export promotion and finance agencies benefit by having their programs and services included in Export.gov, as it enhances their ability to achieve their respective missions.

Export.gov’s registry of U.S. firms is shared with over 19 partner agencies of the Trade Promotion Coordinating Committee (TPCC), in order to improve partner agencies’ respective outreach and customer service initiatives. ITPS and Export.gov is fully supported by the Department of Commerce and ITA because the initiative is integral to delivering agency services to customers, and because ITA has the mandated responsibility to coordinate the export promotion and finance activities of the 19 federal agencies through the TPCC.

Government to Government Portfolio

Grants.gov (Managing Partner HHS)

The initiative benefits DoC and specifically the bureaus of National Oceanic and Atmospheric Administration, National Institute of Standards and Technology, International Trade Administration, Minority Business Development Administration, and the Economic Development Agency by providing a single location to publish grant (funding) opportunities and application packages, and by providing a single site for the grants community to locate and apply for grants using common forms, processes, and systems. With all bureaus posting federal funding opportunities on Grants.Gov, DoC is increasing the diversity of its grants applicant pool agency-wide.

During FY 2008, DoC posted 75 synopses and 132 application packages on Grants.gov and received 3,200 submissions. This constituted 100 percent of the Department’s actions. By eliminating the need for DoC to develop an independent front-end grants system, Grants.gov has saved the Department of Commerce approximately \$4 million.

Internal Efficiency and Effectiveness Portfolio

E-Gov Travel (Managing Partner GSA)

DoC began migrating its travel services to Electronic Data Systems (EDS), one of the three designated E-Gov Travel Service (ETS) providers, in Q2 FY 2008. DoC and its component bureaus (including Economic Development Administration, Bureau of the Census, International Trade Administration, Bureau of Industry and Security, National Oceanic and Atmospheric Administration, U.S. Patent and Trademark Office, and National Institute of Standards & Technology) are realizing the following benefits:

- Increased cost savings associated with overall reduction in Travel Management Center transaction service fees;
- Improved strategic source pricing through cross-government purchasing agreements;
- Improved business process functionality as a result of streamlined travel policies and processes;
- Enhanced security and privacy controls for the protection of government and personal data; and
- Improved agency oversight and audit capabilities.

Through a combination of advantageous travel management center pricing and a substantially higher degree of online booking engine usage (67 percent), DoC saved over \$11,000 in travel management service fees for reservations in FY 2008 when compared to pre-ETS pricing and online usage.

Integrated Acquisition Environment - Loans and Grants (Managing Partner GSA)

All agencies participating in the posting and/or awarding of Loans & Grants are required by the Federal Funding Accountability and Transparency Act (FFATA) to disclose award information on a publicly accessible website. Cross-government cooperation with OMB's Integrated Acquisition Environment initiative allows agencies and contributing bureaus (including the Economic Development Administration, International Trade Administration, Minority Business Development Agency, National Oceanic and Atmospheric Administration, and the National Institute of Standards & Technology at DoC) to meet the requirements of the FFATA by assigning a unique identifier, determining corporate hierarchy, and validating and cleaning up incorrect or incomplete data. The FFATA enhances transparency of federal program performance information, funding, and loans & grants solicitation.

Lines of Business

Budget Formulation and Execution LoB (Managing Partner ED)

BFE LoB provides significant benefits to partner agencies by encouraging best practices across all aspects of federal budgeting – from budget formulation and execution to performance to collaboration to human capital needs.

To benefit all agencies, including DoC, BFE LoB continues to support Department of Treasury as the system owner in the advancement of the Budget Formulation and Execution Manager (BFEM), the first shared fee-for-service budget formulation system. With support from BFE LoB, Treasury/BFEM made available a new Performance Measure Manager (PMM) module in early 2008. This module allows users to automate the definition, collection, and reporting of all types of performance measures. The BFEM system is an option for DoC and any DoC component (including the Office of the Inspector General; Economic Development Administration; Bureau of the Census; Economics and Statistics Administration; International Trade Administration; Bureau of Industry and Security; Minority Business Development Agency; National Oceanic and Atmospheric Administration; U.S. Patent and Trademark Office; National Technical Information Service; National Institute of Standards & Technology; and National Telecommunications & Information Administration) that is in need of a budget formulation or performance measurement system. In 2009, Treasury/BFEM plans to integrate PMM with OMB's

Program Assessment Rating Tool system and begin work on automating the transfer of apportionment data from BFEM to OMB's MAX system.

To help agencies assess their budget systems requirements, BFE LoB created a decision matrix and recently evaluated nine budget systems against the matrix. This evaluation is available for all agencies to use and provides cost savings to agencies by eliminating the need for agencies to review this many systems individually. DoC may benefit from using this matrix as a starting point in determining specific system needs and determining a short list of the available systems to best meet its requirements. Because BFE LoB has focused on the Decision Matrix criteria and developed general budget and performance system requirements, DoC has been able to focus on agency level requirements for performance reporting. In 2009, BFE LoB will research the possibilities for additional fee-for-service budget systems.

BFE LoB's "MAX Federal Community," a secure government-only collaborative website, provides significant benefits for collaboration across and within agencies, as well as knowledge management. It is used within the budget community, as well as other related communities such as Grants, Financial Management, Performance, E-Government, and more. DoC currently has 345 users registered for the MAX Federal Community. The MAX Community site is commonly used for sharing information, collaboratively drafting documents (including the direct-editing of documents posted on the site), supporting workgroups, submitting central reports, and much more. DoC also has the option to use BFE LoB's online meeting tool for DoC budget meetings. DoC has educated its bureaus regarding the MAX eBriefing and Collaboration applications, has established initial Collaboration groups, and has encouraged voluntary participation by bureaus. Several bureaus have shown interest and/or taken Collaboration training. Enhancements to both tools will continue in 2009 as these technologies advance.

DoC may choose to use BFE LoB's "Touchpoints" document and budget execution process maps to improve its own agency interactions between budget execution and financial management. BFE LoB will continue to work toward more automated data exchange to improve data quality in these areas.

BFE LoB's Human Capital Federal Budget Core Competency Framework is a resource for DoC to use in its internal workforce planning initiatives. BFE LoB plans to continue to expand this framework in 2009.

Financial Management LoB (Managing Partner GSA)

DoC and component bureaus (including the Office of the Inspector General, Economic Development Administration, Bureau of the Census, Economics and Statistics Administration, International Trade Administration, Bureau of Industry and Security, Minority Business Development Agency, National Oceanic and Atmospheric Administration, U.S. Patent and Trademark Office, National Technical Information Service, National Institute of Standards & Technology, and the National Telecommunications & Information Administration) will realize the following benefits through participation in FM LoB and usage of a FM Shared Service Provider (SSP):

- Cost Savings;
- Minimizing Risk: SSP customers will be able to minimize risk by implementing and using financial systems that are already operating with standard operating procedures;
- Avoiding Duplicate Operational Costs: Reducing redundant costs by using standard business processes and a common system software certified by the Financial System Integration Office in the General Services Administration; and
- Facilitating Best Practices/Standardization: Key tools such as a Request for Proposal framework and Service Level Agreement guides will be provided to DoC to help in the development of agency agreements with their SSPs.

Geospatial LoB (Managing Partner DoI)

DoC has responsibility for eight of the data layers outlined in OMB Circular A-16, and is looking forward to the returns on investments from Geospatial LoB with regard to the efficiency and synergy across the government. Two major bureaus within DoC will benefit greatly from this initiative – the National Oceanic & Atmospheric Administration (NOAA) and the Census Bureau. NOAA manages baseline maritime, climate, elevation, geodetic control, shoreline, and marine boundaries data. These data are used by both public and other federal agencies. The Census Bureau governmental units and cultural demographics data provides the characteristics of people, the nature of the structures in which they live and work, the economic and other activities they pursue, the facilities they use to support their health, recreational and other needs, the environmental consequences of their presence, and the boundaries, names and numeric codes of geographic entities used to report the information collected for purposes of reporting the Nation's official statistics. DoC is confident that in the future all aspects of the LoB captured from agency collaboration will help realize the vision and the benefits intended by managing geospatial data through a federal portfolio.

Grants Management LoB (Managing Partners HHS and NSF)

In FY 2008, DoC managed 3,416 grant awards totaling approximately \$1.5 billion. DoC has six operating units that award grants and utilizes three grants systems. By adhering to the GM LoB objectives cost avoidance will be realized by the largest Commerce Grant-making operating units, the National Oceanic and Atmospheric Administration (NOAA), the National Institute of Standards and Technology (NIST), and the Economic Development Administration (EDA). DoC's bureaus will have a centralized location to download all applications and disburse/track grants to closeout.

Prior to affiliating with a Consortia partner, DoC plans to consolidate all of its grants management functions into a global system. Grants Online is the Commerce grants management system that was developed by NOAA, and has been operational since January 2005. That process began with the migration of International Trade Administration, Minority Business Development Agency, and Office of Human Resource Management grants to Grants Online in FY 2008. This migration will be completed by March 31, 2009. Subject to budget constraints and the availability of funds, DOC will continue this consolidation by moving the grants systems of its two remaining major bureaus, NIST and EDA, to Grants Online sometime between FY 2010 and FY 2011. DOC will then conduct a gap analysis and pursue possible alignment with one of the three GM LoB Consortia in FY 2012.

This process will continue a reduction in the number of systems of record for grants data at DOC and across the government and develop common reporting standards. This will improve DoC's ability to provide agency- and government-wide reports on grant activities and results. Moreover, these steps will prepare the agency for effective evaluation of and migration to a Consortium lead agency and help DoC comply with the Federal Financial Assistance Management Improvement Act of 1999 and the Federal Funding Accountability and Transparency Act of 2006.

Automated business processes available from a GM LoB Consortium will decrease agency reliance on manual and paper-based processing, leading to more effective and efficient processes. Consortium lead agencies will spread operations and maintenance costs, and development, modernization, and enhancement costs across agencies, decreasing the burden that any one agency must bear. Service to constituent stakeholders will be improved through the standardization and streamlining of government-wide grants business processes. The public will receive time savings as a result of quicker notification and faster payments due to an automated system for grants processing.

Furthermore, GM LoB will minimize complex and varying agency-specific requirements and increase grantee ease of use on federal grants management systems. Constituents will have fewer unique agency systems and processes to learn, grantees' ability to learn how to use the system will be improved, and reliance on call center technical support will be reduced. Consortium lead agencies will also provide grantees with online access to standard post-award reports, decreasing the number of unique agency-

specific reporting requirements. Standardization of systems will encourage and lead to simplification and normalization of application and reporting requirements, further savings in time and money for constituents who apply for grants, and more available funds for grant related activities.

Human Resources Management LoB (Managing Partner OPM)

DoC benefits through its use of best-in-class HR services and systems provided by one of the approved service providers, the Department of Agriculture's National Finance Center. Through its adoption of an approved service provider, DoC and participating bureaus (including the Office of the Inspector General, Economic Development Administration, Bureau of the Census, Economics and Statistics Administration, International Trade Administration, Bureau of Industry and Security, Minority Business Development Agency, National Oceanic and Atmospheric Administration, U.S. Patent and Trademark Office, National Technical Information Service, National Institute of Standards & Technology, and the National Telecommunications & Information Administration) can benefit from "best-in-class" HR solutions without the costs of developing and maintaining their own HR systems.

DoC's future involvement in HR LoB will allow the agency to utilize government-wide HR solutions, as well as access lessons learned and best practices developed by the task force and other agencies.

Department of Defense

The E-Government initiatives serve citizens, businesses, and Federal and state government employees by delivering high quality services more efficiently at a lower price. Instead of expensive “stove-piped” operations, agencies work together to develop common solutions which achieve mission requirements at reduced cost, thereby making resources available for higher priority needs.

The Department of Defense (DoD) is providing funding in FY 2009 to the following E-Government Initiatives:		
<p>Government to Citizen Portfolio</p> <ul style="list-style-type: none"> Disaster Assistance Improvement Plan 	<p>Government to Business Portfolio</p> <ul style="list-style-type: none"> Business Gateway 	<p>Government to Government Portfolio</p> <ul style="list-style-type: none"> Grants.gov
<p>Internal Efficiency and Effectiveness Portfolio</p> <ul style="list-style-type: none"> Integrated Acquisition Environment Integrated Acquisition Environment - Loans and Grants 	<p>Lines of Business (LoB)</p> <ul style="list-style-type: none"> Budget Formulation and Execution LoB Federal Health Architecture LoB Financial Management LoB Geospatial LoB Grants Management LoB Human Resources Management LoB 	

Benefits realized through the use of these initiatives are as follows:

Government to Citizen Portfolio

Disaster Assistance Improvement Plan (Managing Partner DHS)

The Disaster Assistance Improvement Plan (DAIP) is a government-wide effort to improve the delivery of disaster assistance. The initiative includes member agencies which have active disaster assistance programs as well as those which do not. While some agencies are affected less than others in times of a disaster, all are affected in some way. It is imperative that all agencies work together to assist agencies and individuals in need of assistance.

While DAIP has not identified any disaster assistance programs within DoD, it remains important that the department participates in the plan to implement DAIP. For some agencies this will help to ensure that their non-disaster assistance programs and services continue to reach disaster victims who may be displaced or are otherwise out of contact. For other agencies, participation in DAIP will reduce the burden on other federal agencies which routinely provide logistical help and other critical management or organizational support during disasters, rather than direct assistance to individuals. For all of these agencies, participation in DAIP provides a platform to offer application intake in the event that a form of assistance is authorized as a result of a disaster, as well as to offer a resource to individuals who inquire with the agency about disaster assistance.

The DAIP program office is continuing to work through quantifying and reporting on the benefits and cost savings or cost reductions for each member agency. Participating in DAIP will help DoD and component bureaus comply with Executive Order 13411, which mandates that disaster victims have prompt and efficient access to federal disaster assistance, as well as information regarding assistance available from government and private sector sources.

Government to Business Portfolio

Business Gateway (Managing Partner SBA)

While DoD is not considered a regulatory department, DoD continues to support Business Gateway in the service of American citizens as follows:

DoD's stakeholders can potentially receive benefits from Business Gateway. These benefits are outlined below. Through increased outreach, more constituents will be able to realize these benefits.

- Improved forms management: By making 102 forms available on Forms.gov, DoD saves agency time in supporting forms management, and is expected to produce significant savings in paper and postage. DoD forms were accessed via Forms.gov 124,852 times in FY 2008.
- Increased exposure: Business.gov lists DoD compliance links providing cross-agency exposure to American businesses. In FY 2008 Business.gov directed 4,907 visits to DoD sites.
- Regulatory compliance: The Business.gov website enables DoD to comply with the reporting requirement for the Small Business Paperwork Relief Act (SBPRA) and is also consistent with the Small Business Regulatory Enforcement Fairness Act of 1996 (SBREFA), which called on federal regulatory agencies to publish small business guides that assist small firms in complying with, and answer small businesses' inquiries about federal regulations.

Government to Government Portfolio

Grants.gov (Managing Partner HHS)

The Grants.gov initiative benefits DoD research programs by providing a single location to publish grant (funding) opportunities and application packages, and a single site for the grants community to locate and apply for grants using common forms, processes, and systems. DoD uses Broad Agency Announcements (BAAs) as its primary means of solicitation for research. Most of its BAAs may potentially result in award of grants, agreements, or contracts. Therefore, DoD publishes synopses of those BAAs at both Grants.gov and FedBizOpps. Use of Grants.gov has increased the ability of potential awardees to locate grants opportunities in which they may be interested.

As a result of outreach, training, and monitoring, in FY 2008 DoD posted 150 synopses and 150 application packages. DoD received almost 12,500 applications via Grants.gov — one of the highest numbers among the federal agencies. Both DoD and the applicant community benefited because, in some cases, DoD components were able to receive applications electronically where that capability did not previously exist.

Internal Efficiency and Effectiveness Portfolio

Integrated Acquisition Environment (Managing Partner GSA)

Through adoption of the tools and services provided by the Integrated Acquisition Environment (IAE) initiative, DoD improved its ability to make informed and efficient purchasing decisions, enabling the agency to replace manual processes. If it were not possible for DoD to use the IAE systems, they would need to build and maintain separate systems to record vendor and contract information, and to post procurement opportunities. Agency purchasing officials would not have access to databases of important information from other agencies on vendor performance and could not use systems to replace paper-based and labor-intensive work efforts. DoD is the system steward for the Central Contractor Registration, Online Representations and Certifications, Federal Agency Registration, and Federal Technical Document Solution systems for IAE. These systems allow all agencies to maintain vendor registration through a single source, track information on intragovernmental transfers, and post classified, sensitive acquisition information safely. For FY 2008, DoD received estimated benefits of \$120,998,823 based upon the processes, personnel, roles, steps, and actions involved. In addition, the

agency realized an estimated cost avoidance of \$3,475,858 and estimated operational cost savings of \$18,962,006.

The IAE includes, but is not limited to, the following components:

- **Central Contractor Registration (CCR):** Provides DoD with single source of trading partner data. CCR Tools enable DoD access to current socioeconomic and financial information as needed for its contractors and entitlement programs without maintenance.
 - The automated collection and management of CCR-type vendor data for its intended purposes is estimated to avoid the equivalent of 0.9 man-hours per award transaction based upon the processes, personnel, roles, steps, and actions involved.
 - Trading Partners: Enables trading partners to provide required information into a central database for use across the federal enterprise instead of submitting to each government office.
- **Excluded Parties List System (EPLS):** List of parties excluded from receiving federal contracts and benefits under non-procurement programs. Access via standard internet browser enables DoD to search for excluded parties prior to contract award.
 - The automated collection and management of EPLS-type data for its intended purposes is estimated to avoid the equivalent of 0.2 man-hours per subject award transaction based upon the processes, personnel, roles, steps, and actions involved.
 - Public / Federal Security: Enables the elimination of parties excluded from receiving contract awards or benefits under non-procurement programs, which protects the tax payers' investment with federal contract and other spending. Users include banks and mortgage companies.
- **Electronic Subcontracting Reporting System (eSRS):** Provides subcontract reporting. eSRS automates collection and management of Individual Subcontract Reports (Formally SF-294) and Summary Subcontract Reports (Formally SF-295) data for DoD.
 - The automated collection and management of eSRS-type data for the SF-294 and SF-295 for its intended purposes is estimated to avoid the equivalent of 0.3 government man-hours per subject award transaction that requires subcontracting plans based upon the processes, personnel, roles, steps, and actions involved.
 - Small Business/Prime Contractors: Provides an automated filing and reporting capability for contractors using sub-contractors ensuring proper sub-contractor usage.
- **Federal Business Opportunity (FBO):** Source for contracting opportunities. FBO enables DoD to automate management of the competitive notice processes. In addition, FBO provides DoD with the ability to support the rebuilding efforts in both Iraq and Afghanistan by providing for unrestricted access to rebuilding requirements in support of "Operation Enduring Freedom".
 - Cost avoidance is realized by eliminating time delays, labor, supplies/resource usage, equipment wear, and expenditures related to: printing, photocopying, ink & paper usage, postage, maintenance of interested vendor lists; mailing, correction of mailing addresses, settling disagreements over wrong mailings, investigation of returned non-deliveries of notices, etc. The automated management of the competitive notice processes is estimated to avoid the equivalent of 5.5 government man-hours per subject transaction based upon the processes, personnel, roles, steps, and actions involved.
 - Small Business/Contractors: Enables contractors and small businesses access to federal solicitations using standard internet browser capabilities and provides an e-mail notification process for new postings. This further eliminates the need to check websites from every contracting office for bidding opportunities.

- **Federal Technical Documents System (FedTeDS):** In FY 2008, FedTeDS services were incorporated into FBO. FedTeDS functionality controls access to secure but unclassified documents. FedTeds provides DoD with a secure service for storage and distribution of secure but unclassified documents for solicitations such as aircraft, ships, electronics and weapons and materials drawings and specifications for the services as needed. FedTeDS has eliminated the need within DoD for extranets and reliance on drawings and specification room providers.
 - Cost avoidance is realized by eliminating time delays, labor, supplies/resource usage, equipment wear, & expenditures related to: printing, photocopying, ink & paper usage, postage, maintenance of interested vendor lists; mailing, correction of mailing addresses, settling disagreements over wrong mailings, investigation of returned non-deliveries of notices, etc. The automated management of the processes is estimated to avoid labor equivalent to 2.5 government man-hours per subject transaction based upon the processes, personnel, roles, steps, and actions involved.
 - Public/Federal Security: Provides a secure facility to protect secure but unclassified technical documentation related to solicitations.
- **Federal Procurement Data System-Next Generation (FPDS-NG):** Supplies contract award data. FPDS-NG provides DoD with an automated capability to directly report awards real time from DoD's contract writing systems, and extract reports of award data.
 - Reduced reliance and positioning to discontinue the DoD feeder system; facilitate real time reporting integrated with agency contract writing systems.
 - Congress/Public: Automates the dissemination of contract award data and incorporates public access.
- **Online Representation and Certification (ORCA):** Replaces most of the paper-based Representations and Certifications in Section K of solicitations with an Internet application. In addition, ORCA automates DoD-specific Representation and Certifications to further eliminate paper requirements on solicitations. Finally, ORCA automated the SF-300 page 2 equivalent to reduce the redundant paper requirement for the Architect-Engineering business process.
 - ORCA efficiencies compared to the equivalent manual management of the necessary representations and certifications for subject transactions are estimated to avoid the equivalent of 1.2 government man-hours each based upon the processes, personnel, roles, steps, and actions involved.
 - Contractors: Reduces time, cost and inaccuracies for contractors responding to federal solicitations. ORCA generally provides for a single annual submission to replace the previous repetitive input in every solicitation.
- **Wage Determination Online (WDOL):** Provides Service Contract Act (SCA) & Davis Bacon Act (DBA) labor rates. WDOL makes available the most current labor rates to DoD for services and construction programs.
 - In FY 2008, there were totals of 615,264 SCA wage determinations and 688,307 DBA wage determinations made on WDOL.
 - Cost avoidance is realized by eliminating time delays, labor, supplies/resource usage, equipment wear, and expenditures related to: printing, photocopying, ink & paper usage, and postage for corresponding with contractors. The automated management of the processes is estimated to avoid labor equivalent to 1.5 government man-hours per wage determination request based upon the processes, personnel, roles, steps, and actions involved.
 - Public: Ensures that appropriate labor rates are included in a contract for the labor categories specified in the Service Contract Act and Davis-Bacon Act.

Integrated Acquisition Environment - Loans and Grants (Managing Partner GSA) -

All agencies participating in the posting and/or awarding of Loans & Grants are required by the Federal Funding Accountability and Transparency Act (FFATA) to disclose award information on a publicly accessible website. Cross-government cooperation with OMB's Integrated Acquisition Environment initiative allows agencies to meet the requirements of the FFATA by assigning a unique identifier, determining corporate hierarchy, and validating and cleaning up incorrect or incomplete data. The FFATA enhances transparency of federal program performance information, funding, and loans & grants solicitation.

Lines of Business

Budget Formulation and Execution LoB (Managing Partner ED)

BFE LoB provides significant benefits to partner agencies by encouraging best practices across all aspects of federal budgeting – from budget formulation and execution to performance to collaboration to human capital needs.

To benefit all agencies, including DoD, BFE LoB continues to support Department of Treasury as the system owner in the advancement of the Budget Formulation and Execution Manager (BFEM), the first shared fee-for-service budget formulation system. With support from BFE LoB, Treasury/BFEM made available a new Performance Measure Manager (PMM) module in early 2008. This module allows users to automate the definition, collection, and reporting of all types of performance measures. The BFEM system is an option for DoD and any DoD component that is in need of a budget formulation or performance measurement system. In 2009, Treasury/BFEM plans to integrate PMM with OMB's Program Assessment Rating Tool system and begin work on automating the transfer of apportionment data from BFEM to OMB's MAX system.

To help agencies assess their budget systems requirements, BFE LoB created a decision matrix and recently evaluated nine budget systems against the matrix. This evaluation is available for all agencies to use and provides cost savings to agencies by eliminating the need for agencies to review this many systems individually. DoD may benefit from using this matrix as a starting point in determining specific system needs and determining a short list of the available systems to best meet its requirements. In 2009, BFE LoB will research the possibilities for additional fee-for-service budget systems.

BFE LoB's "MAX Federal Community," a secure government-only collaborative website, provides significant benefits for collaboration across and within agencies, as well as knowledge management. It is used within the budget community, as well as other related communities such as Grants, Financial Management, Performance, E-Government, and more. DoD currently has 788 users registered for the MAX Federal Community. The MAX Community site is commonly used for sharing information, collaboratively drafting documents (including the direct-editing of documents posted on the site), supporting workgroups, submitting central reports, and much more. DoD also has the option to use BFE LoB's online meeting tool for DoD budget meetings. Enhancements to both tools will continue in 2009 as these technologies advance.

DoD provided its budget execution process maps to BFE LoB to initiate government-wide discussions on these processes. As BFE LoB continues to work toward more automated data exchange, Defense will benefit in these areas. Defense may also choose to use BFE LoB's "Touchpoints" document to further improve agency interactions between budget execution and financial management.

BFE LoB's Human Capital Federal Budget Core Competency Framework is a resource for DoD to use in its internal workforce planning initiatives. BFE LoB plans to continue to expand this framework in 2009.

Federal Health Architecture LoB (Managing Partner HHS)

More than 60 percent of military personnel receive care from non-military providers through the TRICARE benefits program, which augments military care with networks of civilian health care professionals, institutions, pharmacies and suppliers. TRICARE providers do not have access to the DoD's electronic health record systems. Electronic exchanges between these providers and DoD's systems are thus limited in scope and detail. The Nationwide Health Information Network (NHIN) provided through FHA LoB will provide both DoD and TRICARE providers with a comprehensive, integrated and up-to-date view of a patient's health. NHIN will enhance the quality of care for individual service members and provide monitoring information that will improve force protection for the DoD as a whole. Furthermore, NHIN can provide DoD with access to the records of Guard and Reserve personnel for care received when they are not on active duty, which can significantly enhance force readiness efforts.

Financial Management LoB (Managing Partner GSA)

DoD will realize the following benefits through participation in FM LoB and usage of a FM Shared Service Provider (SSP):

- Cost Savings;
- Minimizing Risk: SSP customers will be able to minimize risk by implementing and using financial systems that are already operating with standard operating procedures;
- Avoiding Duplicate Operational Costs: Reducing redundant costs by using standard business processes and a common system software certified by the Financial System Integration Office in the General Services Administration; and
- Facilitating Best Practices/Standardization: Key tools such as a Request for Proposal framework and Service Level Agreement guides will be provided to DoD to help in the development of agency agreements with SSPs.

Geospatial LoB (Managing Partner DoI)

DoD is looking forward to the returns on investments from Geospatial LoB with regard to the efficiency and synergy across the government. Geospatial LoB provides more immediate access to geospatial information that would lead to improved productivity, improved mission delivery, and increased service to citizens. Geospatially enabling traditional business data will improve business process efficiency, allow for geographically based work planning and investment processes, assist in infrastructure asset tracking, improve mission delivery, and promote use of business intelligence in DoD's decision support systems. The LoB is intended to establish methods for improved processes of doing business using geospatial information.

Grants Management LoB (Managing Partners HHS and NSF)

In January 2008, DoD signed a memorandum of understanding with the National Science Foundation (NSF), one of the GM LoB Consortium lead agencies, to explore the use of NSF's Research.gov portal by DoD components responsible for the award and administration of research grants and agreements. DoD's research and related grants and agreements account for about two-thirds (or over \$2 billion) of DoD's annual financial assistance obligations and about 80 percent of the transactions in DoD's overall financial assistance portfolio.

Subsequently, three DoD Components (the Army Research Office (ARO), the Air Force Office of Scientific Research, and the Defense Threat Reduction Agency) agreed to work with Research.gov in pilot efforts related to use of the Research.gov Grant Application Status Service. ARO will be the first to pass data to Research.gov for access by principal investigators and offices of sponsored research. At this early point, there are no cost avoidances or operational cost savings to report.

By participating in Research.gov, potential benefits for DoD include reducing agency resources for answering individual requests for application status, and reduction or elimination of the need for

individual DoD organizations to build capabilities into their own systems if those capabilities can be provided by Research.gov.

DoD's use of this Research.gov service will also offer potential benefits for additional stakeholders. Applicants (principal investigators and business officers) will have readily accessible means to obtain the status of their applications and common status categories across participating research agencies. New features and services for grant applicants on Research.gov can be developed in concert with other NSF partners.

Human Resources Management LoB (Managing Partner OPM)

DoD operates as one of the approved human resources service providers for HR LoB. Core HR Services are provided by DoD through the Civilian Personnel Management Service and the Defense Finance and Accounting Service. This initiative allows DoD to optimize the cost of managing HR systems and processes across a large customer base, thus reducing agency costs to perform such functions themselves. Additionally, DoD's involvement in HR LoB allows the agency to utilize government-wide HR solutions, as well as access lessons learned and best practices developed by the task force and other agencies. This approach is fundamental to achieving modern, cost-effective, standardized, and interoperable HR solutions.

Department of Education

The E-Government initiatives serve citizens, businesses, and Federal and state government employees by delivering high quality services more efficiently at a lower price. Instead of expensive “stove-piped” operations, agencies work together to develop common solutions which achieve mission requirements at reduced cost, thereby making resources available for higher priority needs.

The Department of Education (ED) is providing funding in FY 2009 to the following E-Government Initiatives:		
Government to Citizen Portfolio	Government to Business Portfolio	Government to Government Portfolio
<ul style="list-style-type: none"> ▪ Disaster Assistance Improvement Plan 	<ul style="list-style-type: none"> ▪ Business Gateway 	<ul style="list-style-type: none"> ▪ Grants.gov
Internal Efficiency and Effectiveness Portfolio	Lines of Business (LoB)	
<ul style="list-style-type: none"> ▪ Integrated Acquisition Environment - Loans and Grants 	<ul style="list-style-type: none"> ▪ Budget Formulation and Execution LoB ▪ Financial Management LoB ▪ Geospatial LoB ▪ Grants Management LoB ▪ Human Resources Management LoB 	

Benefits realized through the use of these initiatives are as follows:

Government to Citizen Portfolio

Disaster Assistance Improvement Plan (Managing Partner DHS)

ED supports non-disaster assistance programs and services which reach disaster victims who may be displaced or are otherwise out of contact.

In its first year of operation, the DAIP team identified the following Form of Assistance (FOA) within ED:

- Category 4 - Agencies that can leverage data collected from disaster victims or can provide additional data/validations:
 - Federal Student Aid Loan and Grant Data (Office of Federal Student Aid)

This FOA will allow federal student loan recipients to look up the details of their loan(s), which might otherwise be difficult to obtain.

Government to Business Portfolio

Business Gateway (Managing Partner SBA)

Business Gateway can provide cost savings and expanded services to ED. Cost savings can be achieved through reduced call center costs due to reduced call volumes. Business Gateway’s outreach efforts have led to additional outlets for advertisement of ED’s service offerings.

Educational institutions need to be aware of, and comply with, laws and regulations from numerous agencies. Rather than having to visit multiple agency websites, school administrators can access the government resources through one simple gateway, Business.gov.

ED's stakeholders can potentially receive benefits from Business Gateway. These benefits are outlined below. Through increased outreach, more constituents will be able to realize these benefits.

- **Improved forms management:** By making 54 forms available on the Forms.gov website, ED saves agency time supporting forms management, and is expected to produce significant savings in paper and postage. ED forms were accessed via Forms.gov 37,411 times in FY 2008.
- **Increased exposure:** Business.gov lists numerous ED compliance links providing cross-agency exposure to American businesses. In FY 2008, Business.gov directed 5,084 visits to ED sites.
- **Increased transparency:** The Business Gateway Program supports ED in meeting its public service commitment for customer transparency by providing its business customers with available and seamless access to information about its compliance requirements.
- **Regulatory compliance:** The Business.gov website enables ED to comply with the reporting requirement for the Small Business Paperwork Relief Act (SBPRA) and is also consistent with the Small Business Regulatory Enforcement Fairness Act of 1996 (SBREFA). These acts called on federal regulatory agencies to publish small business guides that assist small firms in complying with, and answer small businesses' inquiries about federal regulations.

Government to Government Portfolio

Grants.gov (Managing Partner HHS)

The Grants.gov initiative continues to benefit ED and its grant programs by providing a single location to publish grant (funding) opportunities and application packages, and by providing a single site for the grants community to apply for grants using common forms, processes, and systems.

The Department was the first to post an application on Grants.gov and one of the initial adopters of utilizing Grants.gov to receive applications. The Department posted 151 synopses and 152 application packages in FY 2008. Since the inception of Grants.gov, ED has posted approximately 675 funding opportunities and over 300 application packages on Grants.gov. To date, ED has received approximately 23,861 electronic applications from the grants community via Grants.gov. As such, ED ranks in the top 5 agencies for number of applications received via Grants.gov since inception.

Internal Efficiency and Effectiveness Portfolio

Integrated Acquisition Environment - Loans and Grants (Managing Partner GSA)

All agencies participating in the posting and/or awarding of Loans & Grants are required by the Federal Funding Accountability and Transparency Act (FFATA) to disclose award information on a publicly accessible website. Cross-government cooperation with OMB's Integrated Acquisition Environment initiative allows agencies to meet the requirements of the FFATA by assigning a unique identifier, determining corporate hierarchy, and validating and cleaning up incorrect or incomplete data. The FFATA enhances transparency of federal program performance information, funding, and loans & grants solicitation.

Lines of Business (LoB)

Budget Formulation and Execution LoB (Managing Partner ED)

ED serves as the managing partner agency for the BFE LoB. BFE LoB provides significant benefits to partner agencies by encouraging best practices across all aspects of federal budgeting – from budget formulation and execution to performance to collaboration to human capital needs.

To benefit all agencies, including ED, BFE LoB continues to support Department of Treasury as the system owner in the advancement of the Budget Formulation and Execution Manager (BFEM), the first

shared fee-for-service budget formulation system. With support from BFE LoB, Treasury/BFEM made available a new Performance Measure Manager (PMM) module in early 2008. This module allows users to automate the definition, collection, and reporting of all types of performance measures. The BFEM system is an option for ED and any ED office that is in need of a budget formulation or performance measurement system. In 2009, Treasury/BFEM plans to integrate PMM with OMB's Program Assessment Rating Tool system and begin work on automating the transfer of apportionment data from BFEM to OMB's MAX system.

To help agencies assess their budget systems requirements, BFE LoB created a decision matrix and recently evaluated nine budget systems against the matrix. This evaluation is available for all agencies to use and provides cost savings to agencies by eliminating the need for agencies to review this many systems individually. ED may benefit from using this matrix as a starting point in determining specific system needs and determining a short list of the available systems to best meet its requirements. In 2009, BFE LoB will research the possibilities for additional fee-for-service budget systems.

BFE LoB's "MAX Federal Community," a secure government-only collaborative website, provides significant benefits for collaboration across and within agencies, as well as knowledge management. It is used within the budget community, as well as other related communities such as Grants, Financial Management, Performance, E-Government, and more. ED currently has 207 users registered for the MAX Federal Community. The MAX Community site is commonly used for sharing information, collaboratively drafting documents (including the direct-editing of documents posted on the site), supporting workgroups, submitting central reports, and much more. ED also has the option to use BFE LoB's online meeting tool for ED budget meetings. Enhancements to both tools will continue in 2009 as these technologies advance.

ED may choose to use BFE LoB's "Touchpoints" document and budget execution process maps to improve its own agency interactions between budget execution and financial management. BFE LoB will continue to work toward more automated data exchange to improve data quality in these areas.

BFE LoB's Human Capital Federal Budget Core Competency Framework is a resource for ED to use in its internal workforce planning initiatives. BFE LoB plans to continue to expand this framework in 2009.

Financial Management LoB (Managing Partner GSA)

ED will realize the following benefits through participation in FM LoB and usage of a FM Shared Service Provider (SSP):

- Cost Savings;
- Minimizing Risk: SSP customers will be able to minimize risk by implementing and using financial systems that are already operating with standard operating procedures;
- Avoiding Duplicate Operational Costs: Reducing redundant costs by using standard business processes and a common system software certified by the Financial System Integration Office in the General Services Administration; and
- Facilitating Best Practices/Standardization: Key tools such as a Request for Proposal framework and Service Level Agreement guides will be provided to ED to help in the development of agency agreements with SSPs.

Geospatial LoB (Managing Partner DoI)

ED administers programs that provide financial aid for eligible applicants for elementary, secondary, and college education, for the education of individuals with disabilities and of those who are disadvantaged or gifted, and for the education of immigrants, American Indians, and people with limited English proficiency. ED would benefit from geospatial systems and data, which would meet its mission goals by using location-based applications to more effectively manage its programs. The LoB provides more

immediate access to geospatial information that would lead to improved productivity, improved mission delivery, and increased service to customers. Enabling traditional business data geospatially will improve business process efficiency; allow for geographically based work planning and investment processes; assist in infrastructure asset tracking; improve mission delivery; and promote use of business intelligence in the department's decision support systems.

Grants Management LoB (Managing Partners HHS and NSF)

ED's full life cycle Grants Management System is not yet operational and has not realized cost savings to date. It is expected that that the overall benefits will be realized government-wide after the system has been implemented and Consortia partners have migrated and shut down their agency systems. The key benefits of the GM LoB initiative for ED and its Consortia partners will be the reduction in the number of systems of record for grants data across the agencies and the development of common reporting standards, improving ED and its partner's ability to provide agency and government-wide reports on grant activities and results. Automated business processes available through the Consortia will decrease agency reliance on manual and paper-based processing. As a Consortia lead, ED will share operations and maintenance costs, and development, modernization, and enhancement costs across agencies, decreasing the burden that any one agency must bear.

Stakeholders serviced by ED include the Department and its Consortia members' internal staff (e.g., federal grant program staff) and external customers (e.g., those who apply for grants and receive funds accordingly). This includes individuals, large institutions, states, counties, school districts, tribal organizations, non-profit organizations and other potential applicants and grantees. Service to customers will be improved through the standardization and streamlining of government-wide grants business processes. Furthermore, GM LoB will minimize complex and varying agency-specific requirements and increase grantee ease of use on federal grants management systems. Constituents will benefit, as they will have fewer unique agency systems and processes to learn; grantees' ability to learn how to use the system will be improved and reliance on call center technical support will be reduced.

As a result of the G5 investment and ED's designation as a GM LoB Consortia Lead, expected benefits to stakeholders include:

- Providing a secure way for applicants and grantees to communicate and manage grants;
- Allowing applicants and grantees to see and maintain their grant data electronically in one place;
- Eliminating data entry errors and ensuring the most current data is captured in the G5 solution;
- Eliminating paper mailings and ensuring both the grants community and Federal government staff have access to the appropriate data and information on grants;
- Achieving P.L. 106-107 compliance with greater financial and technical stewardship. The purposes of P.L. 106-107 are to (1) Improve the effectiveness and performance of federal financial assistance programs; (2) Simplify federal financial assistance application and reporting requirements; (3) Improve the delivery of services to the public; and (4) Facilitate greater coordination among those responsible for delivering the services.

To date, Memoranda of Understanding have been signed between ED and the following Consortia partners: U.S. Department of Interior, U.S. Department of Justice – Community Oriented Policing Services, and U.S. Department of Labor. Current ED Consortia partners are not planned to begin migration until after the full implementation of the G5 system. Other potential Consortia partners are being vetted who may be able to implement some portion of G5 sooner, such as the G5 payments functionality.

Human Resources Management LoB (Managing Partner OPM)

ED benefits through its use of best-in-class HR services and systems provided by one of the approved service providers, the Department of Interior's National Business Center. Through its adoption of an

approved service provider, ED can achieve the benefits of “best-in-class” HR solutions and offer employees across the agency improved HR services without the costs of developing and maintaining its own HR systems. ED’s involvement in HR LoB allows the agency to utilize government-wide HR solutions, as well as access lessons learned and best practices developed by the task force and other agencies.

Department of Energy

The E-Government initiatives serve citizens, businesses, and Federal and state government employees by delivering high quality services more efficiently at a lower price. Instead of expensive “stove-piped” operations, agencies work together to develop common solutions which achieve mission requirements at reduced cost, thereby making resources available for higher priority needs.

The Department of Energy (DoE) is providing funding in FY 2009 to the following E-Government Initiatives:	
Government to Business Portfolio <ul style="list-style-type: none"> ▪ Business Gateway 	Government to Government Portfolio <ul style="list-style-type: none"> ▪ Grants.gov
Internal Efficiency and Effectiveness Portfolio <ul style="list-style-type: none"> ▪ Integrated Acquisition Environment - Loans and Grants 	Lines of Business (LoB) <ul style="list-style-type: none"> ▪ Budget Formulation and Execution LoB ▪ Financial Management LoB ▪ Geospatial LoB ▪ Grants Management LoB ▪ Human Resources Management LoB

Benefits realized through the use of these initiatives are as follows:

Government to Business Portfolio

Business Gateway (Managing Partner SBA)

By creating a single portal for business information, such as regulatory compliance information, Business Gateway directly benefits DoE’s stakeholders, including petroleum producers, energy providers, and waste management businesses - all of whom are subject to complex regulatory requirements across multiple agencies.

DoE’s stakeholders can potentially receive significant benefits from Business Gateway. These benefits are outlined below. Through increased outreach, more constituents will be able to realize these benefits.

- Contact center savings: Due to the use of Business.gov and Forms.gov a decrease in misdirected calls is expected resulting in cost savings for DoE.
- Maintenance savings: Business.gov’s search technology will provide DoE with valuable user statistics and feedback, enabling it to simplify content management on its business compliance site.
- Cost and time savings: Businesses looking for DoE compliance regulations can save time and money by going to Business.gov. In FY 2008, 74 percent of Business.gov users who responded to the American Customer Satisfaction Index (ACSI) survey reported saving time at an average of nearly 10 hours per user, totaling 3,960,269 hours; 55 percent of survey respondents also reported saving money at an average of \$753 per user.
- Increased forms management: By making 230 forms available on the Forms.gov website, DoE saves agency time in forms management, and is expected to produce significant savings in paper and postage. DoE forms were accessed via Forms.gov 65,207 times in FY 2008.
- Increased exposure: Business.gov houses numerous DoE compliance links providing cross-agency effectiveness to American businesses; in FY 2008 Business.gov directed 5,831 visits to DoE sites.

- **Regulatory compliance:** The Business.gov website enables DoE to comply with the reporting requirement for the Small Business Paperwork Relief Act (SBPRA) and is also consistent with the Small Business Regulatory Enforcement Fairness Act of 1996 (SBREFA), which called on federal regulatory agencies to publish small business guides that assist small firms in complying with, and answer small businesses' inquiries about federal regulations.
- **Reduced burden on field offices:** By directing compliance-related inquiries to Business.gov, agencies with field offices will save training and staff-time dollars.
- **Data harmonization:** Business Gateway is in a unique position to support data harmonization efforts indirectly through its content partnerships with various government agencies. DoE has the opportunity to identify and realize data harmonization benefits in many areas, such as monitoring of energy generation for the petroleum and nuclear industries.

Government to Government Portfolio

Grants.gov (Managing Partner HHS)

The initiative benefits DoE by providing a single location to publish grants (funding) opportunities and application packages, and by providing a single site for the grants community to locate and apply for grants using common forms, processes, and systems. Specifically:

- DoE's applicants now have easy access to opportunities at other agencies they might not have been aware of previously;
- Applicants to other agencies who were not aware of DoE's programs now have visibility into DoE's announcements which may result in reaching a more diverse pool of applicants; and
- Grants.gov has provided an incentive for DoE to further standardize and streamline its processes to use the common set of forms available at Grants.gov to the extent possible and minimize the use of DoE, program office, and program specific forms.

In FY 2008 DoE posted 133 synopses and 134 application packages on Grants.gov, and received a total of 6,507 applications through Grants.gov.

Internal Efficiency and Effectiveness Portfolio

Integrated Acquisition Environment - Loans and Grants (Managing Partner GSA)

All agencies participating in the posting and/or awarding of Loans & Grants are required by the Federal Funding Accountability and Transparency Act (FFATA) to disclose award information on a publicly accessible website. Cross-government cooperation with OMB's Integrated Acquisition Environment initiative allows agencies to meet the requirements of the FFATA by assigning a unique identifier, determining corporate hierarchy, and validating and cleaning up incorrect or incomplete data. The FFATA enhances transparency of federal program performance information, funding, and loans & grants solicitation.

Lines of Business

Budget Formulation and Execution LoB (Managing Partner ED)

BFE LoB provides significant benefits to partner agencies by encouraging best practices across all aspects of federal budgeting – from budget formulation and execution to performance to collaboration to human capital needs.

To benefit all agencies, including DoE, BFE LoB continues to support Department of Treasury as the system owner in the advancement of the Budget Formulation and Execution Manager (BFEM), the first shared fee-for-service budget formulation system. With support from BFE LoB, Treasury/BFEM made available a new Performance Measure Manager (PMM) module in early 2008. This module allows users to

automate the definition, collection, and reporting of all types of performance measures. DoE is working directly with Treasury to implement the PMM to support DoE's performance measures. The BFEM system is an option for DoE and any DoE component that is in need of a budget formulation or performance measurement system. In 2009, Treasury/BFEM plans to integrate PMM with OMB's Program Assessment Rating Tool system and begin work on automating the transfer of apportionment data from BFEM to OMB's MAX system.

To help agencies assess their budget systems requirements, BFE LoB created a decision matrix and recently evaluated nine budget systems against the matrix. This evaluation is available for all agencies to use and provides cost savings to agencies by eliminating the need for agencies to review this many systems individually. DoE may benefit from using this matrix to supplement the research they are doing on budget systems. In 2009, BFE LoB will research the possibilities for additional fee-for-service budget systems.

BFE LoB's "MAX Federal Community," a secure government-only collaborative website, provides significant benefits for collaboration across and within agencies, as well as knowledge management. It is used within the budget community, as well as other related communities such as Grants, Financial Management, Performance, E-Government, and more. DoE currently has 270 users registered for the MAX Federal Community. The MAX Community site is commonly used for sharing information, collaboratively drafting documents (including the direct-editing of documents posted on the site), supporting workgroups, submitting central reports, and much more. DoE also has the option to use BFE LoB's online meeting tool for DoE budget meetings. Enhancements to both tools will continue in 2009 as these technologies advance.

DoE may choose to use BFE LoB's "Touchpoints" document and budget execution process maps to improve its own agency interactions between budget execution and financial management. BFE LoB will continue to work toward more automated data exchange to improve data quality in these areas.

BFE LoB's Human Capital Federal Budget Core Competency Framework is a resource for DoE to use in its internal workforce planning initiatives. BFE LoB plans to continue to expand this framework in 2009.

Financial Management LoB (Managing Partner GSA)

DoE will realize the following benefits through participation in FM LoB and usage of a FM Shared Service Provider (SSP):

- Cost Savings;
- Minimizing Risk: SSP customers will be able to minimize risk by implementing and using financial systems that are already operating with standard operating procedures;
- Avoiding Duplicate Operational Costs: Reducing redundant costs by using standard business processes and a common system software certified by the Financial System Integration Office in the General Services Administration; and
- Facilitating Best Practices/Standardization: Key tools such as a Request for Proposal framework and Service Level Agreement guides will be provided to DoE to help in the development of agency agreements with SSPs.

Geospatial LoB (Managing Partner DoI)

DoE is looking forward to returns on investments from the Geospatial LoB, including:

- Improved communication and transparency of the Federal Geographic Data Committee (FGDC).
- Service Level Agreements (SLAs) will provide an opportunity to establish a consistent level of geospatial services across the Federal government that DoE will leverage.

- SmartBUY License Vehicles will be used to leverage economies of scale to broker national procurement contract vehicles (services, hardware, software, data) for the federal community resulting in incremental cost savings that will also benefit the DoE.

Grants Management LoB (Managing Partners HHS and NSF)

DoE anticipates that the key benefit arising from the implementation of the GM LoB framework will be having more standardized policies across the federal grant making agencies, and the provision of a centralized location to download all applications, make awards, and track awards to closeout. DoE had previously centralized the receipt of applications for all DOE offices into a single back office system. By extending this standardization across all GM LoB identified functions, automated business processes will decrease agency reliance on manual and paper-based processing and operations and maintenance costs, and development, modernization, and enhancement costs across agencies, decreasing the burden that any one agency must bear. This reduced effort can be applied across DoE where there were approximately 5,791 active assistance awards under which obligations, totaling approximately \$2.7 billion made through the end of FY 2008.

DoE has begun implementing a single solution for processing the entire award cycle for both procurement and assistance activities DoE-wide. The grants management component was approved by OMB as an alternative to the existing GM LoB solutions during FY 2008. DoE does not yet have any cost savings data yet as only five of eighteen offices were implemented during the fiscal year and those offices will decommission or retire any existing systems previously being using in FY 2009. GM LoB will lead to a reduction in the number of systems of record for grants data across DoE and the government and the development of common reporting standards, improving DoE's ability to provide agency- and government-wide reports on grant activities and results. Migrating to a single solution will help DoE comply with the Federal Financial Assistance Management Improvement Act of 1999 and the Federal Funding Accountability and Transparency Act of 2006.

Service to constituents will be improved through the standardization and streamlining of government-wide grants business processes incorporated into DoE's GM LoB solution. The public will receive time savings as a result of quicker notification and faster payments due to an automated system for grants processing. Furthermore, GM LoB will minimize complex and varying agency-specific requirements and increase grantee ease of use on federal grants management systems. Constituents will benefit as they will have fewer unique agency systems and processes to learn; grantees' ability to learn how to use the system will be improved and reliance on call center technical support will be reduced. DoE's solution will conform to the Consortium lead agencies' grants management practices and will also provide grantees with online access to standard post-award reports, decreasing the number of unique agency-specific reporting requirements.

Human Resources Management LoB (Managing Partner OPM)

DoE benefits through its use of "best-in-class" compensation management services and systems provided by one of the approved E-Payroll service providers, the Defense Finance Accounting Service at the Department of Defense. Through the adoption of an approved service provider, DoE achieves the benefits of a HR LoB best-in-class compensation management solution and is able to concentrate on offering employees HR services without the costs of developing and maintaining its own compensation management solution. DoE's initial and ongoing involvement in the HR LoB allows the agency to participate in the development of government-wide solutions and take advantage of lessons learned and best practices.

Department of Health and Human Services

The E-Government initiatives serve citizens, businesses, and Federal and state government employees by delivering high quality services more efficiently at a lower price. Instead of expensive “stove-piped” operations, agencies work together to develop common solutions which achieve mission requirements at reduced cost, thereby making resources available for higher priority needs.

The Department of Health and Human Services (HHS) is providing funding in FY 2009 to the following E-Government Initiatives:		
Government to Citizen Portfolio	Government to Business Portfolio	Government to Government Portfolio
<ul style="list-style-type: none"> ▪ Disaster Assistance Improvement Plan 	<ul style="list-style-type: none"> ▪ Business Gateway 	<ul style="list-style-type: none"> ▪ E-Vital ▪ Grants.gov
Internal Efficiency and Effectiveness Portfolio	Lines of Business (LoB)	
<ul style="list-style-type: none"> ▪ Integrated Acquisition Environment - Loans and Grants 	<ul style="list-style-type: none"> ▪ Budget Formulation and Execution LoB ▪ Federal Health Architecture LoB ▪ Financial Management LoB ▪ Geospatial LoB ▪ Grants Management LoB ▪ Human Resources Management LoB 	

Benefits realized through the use of these initiatives are as follows:

Government to Citizen Portfolio

Disaster Assistance Improvement Plan (Managing Partner DHS)

The Disaster Assistance Improvement Plan (DAIP) is a government-wide effort to improve the delivery of disaster assistance all across the Federal government. The initiative includes member agencies which have active disaster assistance programs as well as those which do not. While some partner agencies are affected less than others in times of a disaster, all are affected in some way.

HHS was identified by DAIP as providing disaster assistance. In addition, HHS also supports other non-disaster assistance programs and services which continue to reach disaster victims who may be displaced or are otherwise out of contact. Participation in DAIP helps to reduce the burden on other federal agencies which routinely provide logistical help and other critical management or organizational support during disasters.

An independent FOA Validation Study is currently underway for HHS to ensure a consistent, replicable process for the establishment of a baseline as well as assessing all agency FOAs for inclusion in DAIP. Participating in DAIP will help HHS and operating divisions (including the Health Resources and Services Administration, Indian Health Services, Centers for Disease Control and Prevention, National Institutes of Health, Substance Abuse and Mental Health Services Administration, Centers for Medicare and Medicaid Services, Administration for Children and Families, and the Administration on Aging) comply with Executive Order 13411, which mandates that disaster victims have prompt and efficient access to federal disaster assistance, as well as information regarding assistance available from government and private sector sources.

Government to Business Portfolio

Business Gateway (Managing Partner SBA)

By creating a single portal for business information, such as regulatory compliance information, Business Gateway directly benefits HHS's stakeholders, including pharmaceutical companies, hospitals, and doctors - all of whom are subject to complex regulatory requirements across multiple agencies.

HHS's stakeholders can potentially receive significant benefits from Business Gateway. These benefits are outlined below.

- Contact center savings: Due to the use of Business.gov and Forms.gov a decrease in misdirected calls is expected resulting in cost savings for HHS.
- Maintenance savings: Business.gov's search technology will provide HHS with valuable user statistics and feedback, enabling it to simplify content management on its business compliance site.
- Cost and time savings: Businesses looking for HHS compliance regulations can save time and money by going to Business.gov. In FY 2008, 74 percent of Business.gov users who responded to the American Customer Satisfaction Index (ACSI) survey reported saving time at an average of nearly 10 hours per user, totaling 3,960,269 hours; 55 percent of survey respondents also reported saving money at an average of \$753 per user.
- Increased forms management: By making 379 forms available on the Forms.gov website, HHS saves agency time in forms management, and is expected to produce significant savings in paper and postage. HHS forms were accessed via Forms.gov 210,887 times in FY 2008.
- Increased exposure: Business.gov houses numerous HHS compliance links providing cross-agency effectiveness to American businesses; in FY 2008 Business.gov directed 10,143 visits to HHS sites.
- Regulatory compliance: The Business.gov website enables HHS to comply with the reporting requirement for the Small Business Paperwork Relief Act (SBPRA) and is also consistent with the Small Business Regulatory Enforcement Fairness Act of 1996 (SBREFA), which called on federal regulatory agencies to publish small business guides that assist small firms in complying with, and answer small businesses' inquiries about federal regulations.
- Data harmonization: Business Gateway is in a unique position to support data harmonization efforts indirectly through its content partnerships with various government agencies. HHS has the opportunity to identify and realize data harmonization benefits in many areas, such as health care, reporting on and controlling the effects of a biological warfare attack on the United States.

Through increased outreach, more constituents will be able to realize these benefits.

Benefits provided by Business Gateway to HHS operating divisions include:

- **Centers for Medicare & Medicaid Services (CMS)** – Business Gateway helps CMS by increasing businesses' access to CMS programs information including Medicare and Medicaid. This includes numerous compliance links and 189 forms.
- **Food and Drug Administration (FDA)** – Business Gateway helps promote FDA's mission by providing access to numerous compliance links and 118 forms.
- **Centers for Disease Control and Prevention (CDC)** – Business Gateway benefits the CDC by centralizing information for the business owner, including numerous compliance links and 32 forms.
- **National Institutes of Health (NIH)** – Business Gateway enhances businesses' access to occupational health research and grant information, and supports NIH's commitment to cooperating with small businesses and providing access to health-related potential contract opportunities with NIH. This includes compliance links and 12 forms.

- **Health Resources & Services Administration (HRSA)** – Business Gateway benefits HRSA by supporting its primary mission to improve American public health by providing and health care professionals with up to date information concerning federal programs, grants, and nationwide shortages in health care services. This includes compliance links and nine forms.
- **Indian Health Service (IHS)** – Business Gateway helps IHS by providing access to health information regarding culturally acceptable and comprehensive health care services to the American Indian and the Alaska Native populations. This includes compliance links and six forms.
- **Substance Abuse & Mental Health Services Administration (SAMHSA)** – Business Gateway provides both businesses and citizens with ready access to compliance and other information related to SAMHSA's mission. This includes compliance links and three forms related to drug-use prevention.
- **Other Offices:** The Office of the Inspector General also benefits through Business Gateway providing a consolidated space for these previously separate bureaus to list and consolidate compliance information as well as federal forms.

Government to Government Portfolio

E-Vital (Managing Partner HHS)

The Intelligence Reform and Terrorism Prevention Act (IRTPA) of 2004 mandated that the Department of Health and Human Services (HHS) establish by regulation minimum standards to improve the security of birth certificates. IRTPA outlined three categories for which minimum standards are to be established:

- Certification of the birth certificate by the state or local government custodian of record that issued the certificate, including the use of safety paper or an equally secure medium, the use of a seal of the issuing custodian of record, and other features designed to prevent tampering, counterfeiting, or otherwise duplicating the birth certificate for fraudulent purposes;
- Proof and verification of the identity as a condition of issuance of a birth certificate, with additional security measures for the issuance of a birth certificate for person who is not the applicant; and
- Processing of birth certificate applications to prevent fraud.

Moreover, the law recognized that technology would play a significant role in improving the security of birth certificates by authorizing HHS to award grants to states to assist them in three areas:

- Computerizing their birth and death records;
- Developing the capability to match birth and death records within each state and among states; and
- Noting the fact of death on the birth certificates of deceased persons.

The E-Vital activity was initiated to reengineer the paper-bound processes to collect, process, analyze, and disseminate vital records information among federal, state and other stakeholders requiring access to data according to state and federal laws and regulations. The intent of the project was to lay the foundation for a national, but state-driven, process for capturing timelier, more accurate vital records information that would enable more strategic programmatic and administrative decisions. This reengineering effort has the potential for major savings for states and all other users of vital data through quicker deletion of the deceased from eligibility files and the reduction of fraud.

OMB transitioned the managing partner responsibility for the E-Vital initiative to HHS in 2008 (previously the managing partner was SSA). HHS, SSA, and DHS are to continue to assist states in automating the paper-bound death registration process through use of an electronic, Web-based system called Electronic

Death Registration (EDR). EDR connects the various death registration participants (e.g., funeral directors, physicians, hospitals, medical examiners, coroners) with the states' jurisdiction's Bureau of Vital Statistics. This work on EDR is done in addition to the work mandated by IRTPA to improve security over birth certificates.

Grants.gov (Managing Partner HHS)

The initiative benefits HHS and specifically its Operating Divisions (Food and Drug Administration, Health Resources and Services Administration, Indian Health Services, Centers for Disease Control and Prevention, National Institutes of Health, Substance Abuse and Mental Health Services Administration, Agency for Healthcare Research and Quality, Centers for Medicare and Medicaid Services, Administration for Children and Families, and Administration on Aging) by providing a single location to publish grants (funding) opportunities and application packages, and by providing a single site for the grants community to locate and apply for grants using common forms, processes, and systems.

In FY 2008, HHS posted over 849 packages and received 117,519 application submissions. HHS estimates each grantee's application processing time is reduced by five hours per application through the use of Grants.Gov, resulting in an overall reduction of approximately 250,000 hours in applicant time.

Additionally, Grants.gov enabled HHS's Operating Divisions to consolidate the number of grants management systems in use, reducing system development and operating costs. HHS's Operating Divisions are also standardizing business processes around Grants.gov – providing the added benefit of a grants management staffing more flexible and deployable across the operating divisions as needed to process grants.

Internal Efficiency and Effectiveness Portfolio

Integrated Acquisition Environment - Loans and Grants (Managing Partner GSA)

All agencies participating in the posting and/or awarding of Loans & Grants are required by the Federal Funding Accountability and Transparency Act (FFATA) to disclose award information on a publicly accessible website. Cross-government cooperation with OMB's Integrated Acquisition Environment initiative allows agencies and contributing bureaus (including the Food and Drug Administration, Health Resources and Services Administration, Indian Health Services, Centers for Disease Control and Prevention, National Institutes of Health, Substance Abuse and Mental Health Services Administration, Agency for Healthcare Research and Quality, Centers for Medicare and Medicaid Services, Administration for Children and Families, and Administration on Aging at HHS) to meet the requirements of the FFATA by assigning a unique identifier, determining corporate hierarchy, and validating and cleaning up incorrect or incomplete data. The FFATA enhances transparency of federal program performance information, funding, and loans & grants solicitation.

Lines of Business

Budget Formulation and Execution LoB (Managing Partner ED)

BFE LoB provides significant benefits to partner agencies by encouraging best practices across all aspects of federal budgeting – from budget formulation and execution to performance to collaboration to human capital needs.

To benefit all agencies, including HHS, BFE LoB continues to support Department of Treasury as the system owner in the advancement of the Budget Formulation and Execution Manager (BFEM), the first shared fee-for-service budget formulation system. With support from BFE LoB, Treasury/BFEM made available a new Performance Measure Manager (PMM) module in early 2008. This module allows users to automate the definition, collection, and reporting of all types of performance measures. In 2009,

Treasury/BFEM plans to integrate PMM with OMB's Program Assessment Rating Tool system and begin work on automating the transfer of apportionment data from BFEM to OMB's MAX system.

HHS operating division, Administration for Children and Families (ACF), purchased BFEM for their budget formulation process resulting in greater ease in collection of budget data and production of budget submissions. They avoided the costs of procuring and setting up a custom system by participating in a shared service system sponsored by BFE LoB. The BFEM budget formulation system services HHS/ACF and it, along with the PMM module, continue as an option for all HHS components (including the Food and Drug Administration; Health Resources and Services Administration; Indian Health Services; Centers for Disease Control and Prevention; National Institutes of Health; Substance Abuse and Mental Health Services Administration; Agency for Healthcare Research and Quality; Centers for Medicare and Medicaid Services; Administration on Aging; and the Office of the Inspector General).

To help agencies assess their budget systems requirements, BFE LoB created a decision matrix and recently evaluated nine budget systems against the matrix. This evaluation is available for all agencies to use and provides cost savings to agencies by eliminating the need for agencies to review this many systems individually. For headquarters and other components, HHS may benefit from using this matrix as a starting point in determining specific system needs and determining a short list of the available systems to best meet its requirements. HHS/ACF may benefit from using this matrix in working with Treasury/BFEM to ensure that BFEM can meet the full range of customer needs. In 2009, BFE LoB will research the possibilities for additional fee-for-service budget systems. As an early adopter of a fee-for-service budget system, HHS/ACF will provide valuable input into this process.

BFE LoB's "MAX Federal Community," a secure government-only collaborative website, provides significant benefits for collaboration across and within agencies, as well as knowledge management. It is used within the budget community, as well as other related communities such as Grants, Financial Management, Performance, E-Government, and more. HHS currently has 689 users registered for the MAX Federal Community. The MAX Community site is commonly used for sharing information, collaboratively drafting documents (including the direct-editing of documents posted on the site), supporting workgroups, submitting central reports, and much more. HHS also has the option to use BFE LoB's online meeting tool for HHS budget meetings. Enhancements to both tools will continue in 2009 as these technologies advance.

HHS may choose to use BFE LoB's "Touchpoints" document and budget execution process maps to improve its own agency interactions between budget execution and financial management. BFE LoB will continue to work toward more automated data exchange to improve data quality in these areas.

BFE LoB's Human Capital Federal Budget Core Competency Framework is a resource for HHS to use in its internal workforce planning initiatives. BFE LoB plans to continue to expand this framework in 2009.

Federal Health Architecture LoB (Managing Partner HHS)

Within HHS, FHA LoB has provided value to the following bureaus:

- The Indian Health Service (IHS) is responsible for providing federal health services to over 1.9 million American Indians and Alaska Natives belonging to more than 562 tribes. The IHS has deployed a sophisticated electronic health record system that has been adopted by both IHS and tribally administered facilities. However, the distributed and often remote nature and limited infrastructure of these facilities have limited the ability to share information across locations or to create a comprehensive view for each patient's care. The Nationwide Health Information Network (NHIN) will facilitate exchanges of information among IHS, tribally administered, and private sector health care organizations.

- The Centers for Disease Control (CDC) maintains BioSense, a national program intended to improve the nation's capabilities for conducting real-time biosurveillance, and enabling health situational awareness through access to existing data from health care organizations across the country. Connectivity to NHIN will provide patient health information feeds to BioSense from additional sources that include state/county/local public health agencies, private sector health organizations (inpatient and ambulatory care) as well as offer a public health alerting capability from CDC to provider electronic health record systems.
- The National Cancer Institute (NCI) has established the Cancer Bioinformatics Grid (caBIG) to connect cancer researchers and clinicians through a shared infrastructure to analyze and integrate vast amounts of information. CDC participation in the NHIN CONNECT lends access to existing patient health information from clinical sources to inform cancer trials, connects research and clinical institutions within the NCI grid network (caBIG) to additional data sources within the NHIN, and provides patient identity management capabilities, including a master index and an identity pseudonymization capability for research.

Other participating operating divisions within HHS (including the Food and Drug Administration, National Institutes of Health, Agency for Healthcare Research and Quality, and Centers for Medicare and Medicaid Services) will also benefit from increased performance efficiency, better care, and improved population health through FHA LoB's efforts to advance health information interoperability.

Financial Management LoB (Managing Partner GSA)

HHS and component bureaus (including Food and Drug Administration, Health Resources and Services Administration, Indian Health Services, Centers for Disease Control and Prevention, National Institutes of Health, Substance Abuse and Mental Health Services Administration, Agency for Healthcare Research and Quality, Centers for Medicare and Medicaid Services, Administration for Children and Families, Administration on Aging, and the Office of the Inspector General) will realize the following benefits through participation in FM LoB and usage of a FM Shared Service Provider (SSP):

- Cost Savings; and
- Avoiding Duplicate Operational Costs: Reducing redundant costs by using standard business processes and a common system software certified by the Financial System Integration Office in the General Services Administration.

While HHS is not a selected Shared Service Center under the FM LoB, HHS is implementing the department-wide Unified Financial Management System (UFMS). UFMS is a business transformation effort, designed to integrate department-wide financial management systems and operations by aligning the Department's businesses with modern technological capabilities. It replaces five legacy financial systems with one modern accounting system, and uses a Web-based commercial off-the-shelf product to satisfy three categories of financial management systems requirements mandated by FFMIA. UFMS is aligned with the FM LoB vision to improve the cost, quality, and performance of financial management (FM) reducing non-compliance systems by leveraging common standards, shared service solutions and implementing government-wide reforms that foster efficiencies in federal financial operations.

Geospatial LoB (Managing Partner DoI)

HHS is responsible for the public health-related theme as outlined in OMB Circular A-16 and is looking forward to benefits from the Geospatial LoB in terms of efficient and cost effective public information and services. The Secretary's Operation Center (SOC) currently has a small enterprise geo-database used to provide the decision makers of HHS with current status maps of all of the events that are being tracked in the SOC. The Center for Disease Control and the Health Resources and Services Administration would benefit from enhanced governance processes, improved business planning and investment strategies, and optimization and standardization of geospatial business data when promoting the economic and social well-being of families, children, individuals, and communities.

Grants Management LoB (Managing Partners HHS and NSF)

HHS manages over 76,000 grant awards, totaling over \$260 billion annually. HHS is comprised of many grant-awarding agencies: Administration for Children and Families (ACF), Administration on Aging (AoA), Agency for Healthcare Research and Quality (AHRQ), Centers for Disease Control and Prevention (CDC), Centers for Medicare & Medicaid Services (CMS), Food and Drug Administration (FDA), Health Resources and Services Administration (HRSA), Indian Health Services (IHS), National Institutes of Health (NIH), several divisions within the Office of the Secretary (OS), and Substance Abuse and Mental Health Services Administration (SAMHSA).

OMB had designated ACF as a Consortium lead. ACF has established partnerships with many non-HHS agencies including Corporation for National and Community Service, Denali Commission, State Department, Department of Transportation, Treasury, Environmental Protection Agency, Institute of Museum and Library Services, Social Security Administration, U.S. Department of Agriculture/Food Safety and Inspection Service, and Veterans Administration. ACF also provides services to HHS agencies, including AoA, CMS, HRSA, OS, and IHS. Benefits to ACF Consortium members include a shorter time to identify funding opportunities, a uniform grant application process via Grants.gov, and a uniform reporting process via the Online Data Collection module. These agencies experienced cost avoidance and savings as system DME costs began to be curtailed at HHS in FY 2007; this included the retirement of several systems, including Grants Management System at AoA, eGrants at the Office of Public Health and Science, I-GEMS (IHS), and GMATS at CMS. Cost savings to migrated agencies range between 20 percent and 75 percent. ACF expects to see a combined \$24 million in cost savings through FY 2014.

Automated business processes available through Consortia have decreased agency reliance on manual and paper-based processing. Consortium lead agencies have spread operations and maintenance costs, and development, modernization, and enhancement costs across agencies, decreasing the burden that any one agency must bear.

GM LoB has led to a reduction in the number of systems of record for grants data across HHS and the government. The development of common reporting standards improves HHS's ability to provide agency- and government-wide reports on grant activities and results. Migrating to a Consortium has helped HHS comply with the Federal Financial Assistance Management Improvement Act of 1999 and the Federal Funding Accountability and Transparency Act of 2006.

In early 2008, OMB approved NIH's alternative solution for grants management in lieu of partnering with an existing Consortium. The NIH "Consortium", electronic Research Administration (eRA) is the infrastructure that provides for secure receipt, review, award, and ongoing management and administration of grants for medical research. eRA has collaborated with the NIH 27 institutes and centers and provides services to four HHS agencies (AHRQ, FDA, CDC, and SAMHSA), as well as the Department of Veterans Affairs' Veterans Health Administration. Agencies each use specific components of the NIH system based on their individual business needs.

Service to constituents will continue be improved through the standardization and streamlining of government-wide grants business processes. The public receives time savings as a result of quicker notification and faster payments due to an automated system for grants processing. Furthermore, GM LoB will minimize complex and varying agency-specific requirements and increase grantee ease of use on federal grants management systems. Constituents will benefit as they will have fewer unique agency systems and processes to learn; grantees' ability to learn how to use the system will be improved and reliance on call center technical support will be reduced. Consortium lead agencies will also provide grantees with online access to standard post-award reports, decreasing the number of unique agency-specific reporting requirements.

Human Resources Management LoB (Managing Partner OPM)

HHS operates as one of the approved service providers for HR LoB. HHS also receives payroll services from the Department of Agriculture's National Finance Center. This initiative allows HHS and participating bureaus (including the Food and Drug Administration, Health Resources and Services Administration, Indian Health Services, Centers for Disease Control and Prevention, National Institutes of Health, Substance Abuse and Mental Health Services Administration, Agency for Healthcare Research and Quality, Centers for Medicare and Medicaid Services, Administration for Children and Families, Administration on Aging, and the Office of the Inspector General) to spread the cost of managing HR systems and processes across a larger customer base, reducing agency costs to operate these systems and processes. Additionally, HHS' involvement in HR LoB allows the agency to utilize government-wide HR solutions, as well as access lessons learned and best practices developed by the task force and other agencies.

Department of Homeland Security

The E-Government initiatives serve citizens, businesses, and Federal and state government employees by delivering high quality services more efficiently at a lower price. Instead of expensive “stove-piped” operations, agencies work together to develop common solutions which achieve mission requirements at reduced cost, thereby making resources available for higher priority needs.

The Department of Homeland Security (DHS) is providing funding in FY 2009 to the following E-Government Initiatives:		
<p>Government to Citizen Portfolio</p> <ul style="list-style-type: none"> ▪ Disaster Assistance Improvement Plan ▪ International Trade Data System 	<p>Government to Business Portfolio</p> <ul style="list-style-type: none"> ▪ Business Gateway 	<p>Government to Government Portfolio</p> <ul style="list-style-type: none"> ▪ Disaster Management ▪ Grants.gov ▪ SAFECOM
<p>Internal Efficiency and Effectiveness Portfolio</p> <ul style="list-style-type: none"> ▪ Integrated Acquisition Environment - Loans and Grants 	<p>Lines of Business (LoB)</p> <ul style="list-style-type: none"> ▪ Budget Formulation and Execution LoB ▪ Financial Management LoB ▪ Geospatial LoB ▪ Grants Management LoB ▪ Human Resources Management LoB ▪ Information Systems Security LoB 	

Benefits realized through the use of these initiatives are as follows:

Government to Citizen Portfolio

Disaster Assistance Improvement Plan (Managing Partner DHS)

The Disaster Assistance Improvement Plan (DAIP) is a government-wide effort to improve the delivery of disaster assistance all across the Federal government. The initiative includes member agencies which have active disaster assistance programs as well as those which do not. While some partner agencies are affected less than others in times of a disaster, all are affected in some way.

DHS was identified by DAIP as providing disaster assistance. In addition, DHS also supports other non-disaster assistance programs and services which continue to reach disaster victims who may be displaced or are otherwise out of contact. Participation in DAIP helps to reduce the burden on other federal agencies which routinely provide logistical help and other critical management or organizational support during disasters.

DHS serves as the Managing Partner for the DAIP initiative, with key leadership located within the Federal Emergency Management Agency. In the first year of operation, the DAIP team identified the following Forms of Assistance (FOAs) within DHS:

- Category 1 – Disaster-related forms of assistance centrally administered at the federal level:
 - Individual and Households Program (Federal Emergency Management Agency)
- Category 2 – Disaster-related forms of assistance administered at the state or local level:
 - Disaster Legal Services (Federal Emergency Management Agency)

- Category 4 – Agencies that can leverage data collected from disaster victims or can provide additional data/validations:
 - Disaster Housing Assistance Program (Federal Emergency Management Agency and HUD/Public and Indian Housing)
- Category 5 – Forms of assistance providing information and agency resources that may be of interest to disaster victims:
 - National Flood Insurance Program (Federal Emergency Management Agency)

An independent FOA Validation Study is currently underway for DHS to ensure a consistent, replicable process for the establishment of a baseline as well as assessing all agency FOAs for inclusion in DAIP.

International Trade Data System (Managing Partner DHS)

The U.S. Customs and Border Protection (CBP) bureau at DHS benefits from the International Trade Data System (ITDS) initiative in a variety of ways including:

- Improved border security. More timely and accurate data from Participating Government Agencies (PGA) will support CBP’s priority of preventing terrorism by allowing officers and analysts to more effectively assess risks and deploy enforcement resources.
- Improved agency performance. Pursuant to law, treaty, regulation, and inter-agency agreement, CBP executes more than 400 laws and regulations on behalf of other agencies. Where the Automated Commercial Environment (ACE) and ITDS increases the ability of PGAs to perform enforcement activities, CBP also benefits.
- Improved public policy formulation and analysis. More complete, timely, and accurate data will support better, more responsive analyses for policy formulation, trade compliance, and homeland security.
- Improved performance under Government Paperwork Elimination Act (GPEA). Shared use of declaration information and enhanced electronic transaction and communication capabilities will replace many of the manual, paper-based processes in place today.
- Reduced operating costs. Reducing the amount of paper forms that CBP processes on behalf of PGAs and reducing the time spent coordinating with PGA officials when needed information is missing.

The challenge and opportunity for CBP is to protect America’s borders while facilitating the world’s largest flow of legitimate trade. National security, and particularly homeland security, is the nation’s first priority. ACE/ITDS must answer this call while facilitating, and even promoting, trade across the border. ACE/ITDS will accomplish this dual mission by moving to a risk management approach. By moving to an account-based system, ACE/ITDS will be able to make selectivity and risk assessments based on activity across the account, not just on individual transaction data. Drawing on government-wide customer relationship management databases, ACE/ITDS will provide the information technology for making quick evaluations on whether particular people or goods should be deemed high-risk or low-risk. ACE/ITDS will have the ability to analyze vast amounts of data and intelligence to see links among businesses and people, thus revealing security threats that might otherwise have gone unnoticed.

Key attributes of ACE/ITDS that will improve border security include:

- Providing a means for achieving greater cooperation among the federal enforcement officials through sharing of relevant trade information via a secure communications network
- Providing the basis to apply more sophisticated risk-management techniques
- Pooling of follow-up intelligence information to enhance the government’s capacity to make more informed decisions and more complete analysis

CBP receives and processes millions of PGA paper forms each year. Depending on the port and the PGA form, CBP officers must either file the form in an appropriate mailbox for a PGA representative to pick up

each day, or insert the forms into an envelope and mail them to the PGA. ACE/ITDS is expected to increase the number of entries and exits that are handled in an electronic manner, thereby reducing the number of paper PGA forms handled by CBP.

Government to Business Portfolio

Business Gateway (Managing Partner SBA)

Business values derived from Business.gov are necessary to support the integration of 22 agencies for DHS business stakeholders by providing a centralized service to consolidate regulatory and compliance information across the Homeland ensuring easier access to compliance information and, subsequently, greater compliance with DHS regulations. The one-stop portal supports the DHS mission by making compliance information easily accessible to the DHS business community. As documented in a recent customer satisfaction report, DHS customers seeking compliance information report that each visit to Business.gov saved business users 12 labor hours.

Business.gov helps DHS support the "One DHS" approach and functions as a key interface to its business stakeholders in the areas of transportation, immigration, cyber-security, cargo, emergency management, screening, law enforcement, and border protection. Due to the value-based service provided by SBA, DHS will continue to look to Business.gov to provide business compliance and regulatory information to businesses supporting the DHS mission.

The department's vast network of organizations and institutions creates a complex environment for businesses to navigate. Business.gov makes it easier for businesses to get answers to their questions through an issue-based search capability, links to compliance resources, and access to forms and contact information.

DHS's stakeholders can potentially receive significant benefits from Business Gateway (BG). These benefits are outlined below.

- Contact center savings: Due to the use of Business.gov and Forms.gov a decrease in misdirected calls is expected resulting in cost savings for DHS.
- Maintenance savings: Business.gov's search technology will provide DHS with valuable user statistics and feedback, enabling it to simplify content management on its business compliance site.
- Cost and time savings: Businesses looking for DHS compliance regulations can save time and money by going to Business.gov. In FY 2008, 74 percent of Business.gov users who responded to the American Customer Satisfaction Index (ACSI) survey reported saving time at an average of nearly 10 hours per user, totaling 3,960,269 hours; 55 percent of survey respondents also reported saving money at an average of \$753 per user.
- Increased forms management: By making 391 forms available on the Forms.gov website, DHS saves agency time in forms management, and is expected to produce significant savings in paper and postage. DHS forms were accessed via Forms.gov 350,631 times in FY 2008.
- Increased exposure: Business.gov houses numerous DHS compliance links providing cross-agency effectiveness to American businesses; in FY 2008 Business.gov directed 13,840 visits to DHS sites.
- Reduced burden on field offices: By directing compliance-related inquiries to Business.gov, agencies with field offices will save training and staff-time dollars.
- Data harmonization: BG is in a unique position to support data harmonization efforts indirectly through its content partnerships with various government agencies. DHS has the opportunity to identify and realize data harmonization benefits in many areas, such as immigration and visa processes.

Through increased outreach, more constituents will be able to realize these benefits.

Benefits provided by BG to Department of Homeland Security bureaus include:

- **Federal Emergency Management Agency (FEMA)** – BG supports FEMA emergency response and recovery mission FEMA by providing access to numerous links and 54 forms.
- **Directorate for Science and Technology** – The Directorate for Science and Technology is the research and development arm of DHS. In this capacity, DHS partners with the Small Business Innovation Research (SBIR) program to foster the participation of innovative and creative small businesses in continuing its search and procurement of state-of-the-art technology. As DHS continues its efforts to include the private business community in its mission of defending America, BG is a valuable resource for businesses as they seek to comply with federal regulations in order to qualify for opportunities with DHS. Business Gateway provides access to 16 forms.
- **Office of Intelligence and Analysis** – Contractors developing information systems and protection must comply with stringent regulations due to the high-security environment in which they work. Business.gov provides a broad access point for companies interested in competing for such contracts, providing compliance tools and access to federal laws and regulations.
- **Coast Guard (USCG)** – USCG hires businesses to work on its facilities (e.g., boats, aircraft, bases) and they must comply with strict Federal government regulations. Business Gateway provides assistance for these firms in determining the types of forms they may be required to complete, and includes numerous compliance links and 19 forms.
- **Immigration and Customs Enforcement (ICE)** – BG benefits ICE by providing increased access to information for businesses with respect to citizenship and immigration regulations as well as those governing importing and exporting goods cross-border
- **Secret Service** – BG increases awareness of the Secret Service’s mission to provide information regarding violations of laws relating to counterfeiting of obligations and securities of the United States; financial crimes that include, but are not limited to, access device fraud, financial institution fraud, identity theft, computer fraud; and computer-based attacks on our nation’s financial, banking, and telecommunications infrastructure. This includes access to 1 form.
- **Other Bureaus** – The Office of the Inspector General, U.S. Citizenship and Immigration Services, the Federal Law Enforcement Training Center, Transportation Security Administration, U.S. VISIT, Domestic Nuclear Detection Office, Customs & Border Protection, National Protection & Program Directorate, and the Office of Health Affairs benefit through BG providing a consolidated space for these previously separate bureaus to list and consolidate compliance information as well as federal forms.

Government to Government Portfolio

Disaster Management (Managing Partner DHS)

The Disaster Management (DM) initiative is supporting the adoption of the Emergency Data Exchange Language (EDXL) for the distribution of data and alerts through the Integrated Public Alerts and Warning System. DM supports the Incident Management Systems Division and the National Incident Management System Support Center to evaluate vendors for compliance with EDXL standards and to use DM OPEN as the testing backbone at the Center. The FEMA Commercial Assistance Direct Assistance Program included language supporting “preferential” treatment to vendors who comply with Common Alerting Protocol and EDXL in its grant guidance program.

Many of DHS’ component agencies benefit directly or indirectly from the DM program. DM’s EDXL effort was identified as an essential project contributing to standards for information exchange and emergency management best practices furthering the Department’s goals to achieve interoperability. DM provides benefits to the program’s DHS funding partners as well as local, state, and tribal emergency responders by improving their ability to share information. By facilitating the development of data messaging

standards and providing access to the Disaster Management Interoperability Services (DMIS) platform, Open Platform for Emergency Networks (OPEN), and DisasterHelp.gov, DM supports the information sharing and interoperability needs of its DHS funding partners including the Transportation Security Administration, Operations Coordination and Intel & Analysis, the U.S. Coast Guard, U.S. Citizenship and Immigration Services, the U.S. Secret Service, the Undersecretary for Management/Office for the Secretary and Executive Management, U.S. Customs and Border Protection, U.S. Immigration and Customs Enforcement, the National Protection and Programs Directorate, the Science and Technology Directorate, and the Federal Emergency Management Agency.

Additional examples of how DM is supporting its funding partners are provided below:

- **Undersecretary for Management/Office of the Secretary and Executive Management** - The DM program supports the Management Directorate through its participation in and support of the National Information Exchange Model (NIEM) which is a joint DHS/Department of Justice effort to improve information sharing using standards. NIEM ensures that standards developed as part of the DM process become available through NIEM. DM works in a public private partnership with a consortium of vendors that produce information sharing products.
- **U.S. Customs & Border Protection & U.S. Immigration & Customs Enforcement** - DMIS, OPEN, and messaging standards are all used in support of information sharing with our neighbors in Canada. Canada is implementing CAP as part of its national warning system. Canada currently has three DMIS COGs located in Manitoba, Winnipeg, and Ontario. Roughly 410 COGs have been established along the U.S. border with Canada and 330 COGs on the border with Mexico. In preparation for the 2010 Winter Olympics in Vancouver, Washington state is working with the CAP to improve preparation in the event of an incident.
- **National Protection and Programs Directorate** - DM is in discussions with NPPD to provide industry with access to DMIS. This will enable better information sharing among local, state, and federal responders and industry in the event of an emergency.
- **Science & Technology Directorate** - The Biological Warning Incident Characterization (BWIC) System is a DHS S&T system that helps local and state health organizations characterize and monitor chemical or biological outbreaks. BWIC allows local health officials to track and monitor chemical and biological incidents using DMIS, OPEN, and CAP to share information with the National Labs. BWIC was deployed operationally at the last Super Bowl and Taste of Chicago.
- **Federal Emergency Management Agency** - The DM program works closely with its partners at FEMA, supporting numerous FEMA programs such as the Disaster Assistance Improvement Plan (DAIP) and portal consolidation efforts.

Grants.gov (Managing Partner HHS)

The initiative benefits DHS by providing a single location for publishing grant (funding) opportunities and application packages and a single location for the grants community to locate and apply for grants using common forms, processes, and systems. All information needed to find opportunities for competitive grant opportunities is available using Grants.gov Find and Apply. By using Grants.gov, applicants are realizing savings because they are no longer required to submit multiple application copies to one or more addresses. The following DHS awarding offices benefit from Grants.gov announcement and applications posting: Immigration and Customs Enforcement, Transportation Security Administration, Federal Emergency Management Agency, National Protection and Program Directorate, Operations Coordination & Intel & Analysis, Science and Technology Directorate, United States Coast Guard, and United States Secret Service, etc.

By using the Grants.gov mechanism to post and receive applications in a unified fashion, DHS was able to receive and review applications for funding through a single interface. The common application forms and process allowed DHS to develop a common standardized database from which both program reports and Department-wide reports are provided. DHS programs use standard DHS forms. Grants.gov is allowing DHS to realize greater efficiencies by eliminating the need to: 1) manually log the receipt of applications

and 2) reconcile applications sent by applicant to DHS headquarters and various field offices. Additional benefits are realized through the access to the same application immediately after each application deadline by all DHS offices both in the field and Headquarters. Elimination of manual data entry is eliminating errors in the data and is reducing the processing time of applications by approximately two weeks.

As of September 2008 DHS had posted approximately seventy-two funding opportunities and eighty-three application packages on Grants.gov. DHS has received approximately 1,632 competitive funding applications in FY 2008.

SAFECOM (Managing Partner DHS)

To address the most urgent interoperability needs, SAFECOM is supporting key national initiatives of DHS. For OEC, SAFECOM supported the development of the National Emergency Communications Plan (NECP), by ensuring the plan incorporated the input of and was validated by emergency response practitioners across all levels of government. The NECP is the nation's first strategic plan to improve emergency response communications, and complements overarching homeland security and emergency communications legislation, strategies, and initiatives. SAFECOM also continues to support States and territories in the development and implementation of Statewide Communications Interoperability Plans (SCIP). As a result of SAFECOM guidance and support, April 18, 2008 represented the first time that all 56 states and territories developed strategic plans for improving interoperability statewide. For OIC, SAFECOM is supporting the acceleration of critical interoperability standards and the identification of both short- and long-term solutions to legacy interoperability problems. Project 25 (P25) is focused on developing standards that allow radios and other components to interoperate regardless of manufacturer—enabling emergency responders to exchange critical communications. A P25 Compliance Assessment Program was also established to ensure that equipment complies with P25 standards and is capable of interoperating regardless of manufacturer.

Internal Efficiency and Effectiveness Portfolio

Integrated Acquisition Environment - Loans and Grants (Managing Partner GSA)

All agencies participating in the posting and/or awarding of Loans & Grants are required by the Federal Funding Accountability and Transparency Act (FFATA) to disclose award information on a publicly accessible website. Cross-government cooperation with OMB's Integrated Acquisition Environment initiative allows agencies and contributing bureaus (including the Immigration and Customs Enforcement, Transportation Security Administration, Federal Emergency Management Agency, National Protection and Program Directorate, Operations Coordination & Intel & Analysis, Science and Technology Directorate, United States Coast Guard, and United States Secret Service at DHS) to meet the requirements of the FFATA by assigning a unique identifier, determining corporate hierarchy, and validating and cleaning up incorrect or incomplete data. The FFATA enhances transparency of federal program performance information, funding, and loans & grants solicitation.

Lines of Business

Budget Formulation and Execution LoB (Managing Partner ED)

BFE LoB provides significant benefits to partner agencies by encouraging best practices across all aspects of federal budgeting – from budget formulation and execution to performance to collaboration to human capital needs.

To benefit all agencies, including DHS, BFE LoB continues to support Department of Treasury as the system owner in the advancement of the Budget Formulation and Execution Manager (BFEM), the first shared fee-for-service budget formulation system. With support from BFE LoB, Treasury/BFEM made available a new Performance Measure Manager (PMM) module in early 2008. This module allows users to

automate the definition, collection, and reporting of all types of performance measures. In 2009, Treasury/BFEM plans to integrate PMM with OMB's Program Assessment Rating Tool system and begin work on automating the transfer of apportionment data from BFEM to OMB's MAX system.

DHS and Immigration and Customs Enforcement (ICE) purchased BFEM for their budget formulation process resulting in greater ease in collection of budget data and production of budget submissions. They avoided the costs of procuring and setting up a custom system by participating in a shared service system sponsored by BFE LoB. The BFEM budget formulation system services DHS and ICE; and it, along with the PMM module, continues as an option for all DHS components (including Customs and Border Protection; Federal Law Enforcement Training Center; Transportation Security Administration; Federal Emergency Management Agency; National Protection and Program Directorate; Office of Health Affairs; Operations Coordination & Intel & Analysis; Office of Inspector General; Directorate for Science and Technology; Domestic Nuclear Detection Office; United States Coast Guard; United States Citizenship and Immigration Services; United States Secret Service; and US Visit).

To help agencies assess their budget systems requirements, BFE LoB created a decision matrix and recently evaluated nine budget systems against the matrix. This evaluation is available for all agencies to use and provides cost savings to agencies by eliminating the need for agencies to review this many systems individually. For other components, DHS may benefit from using this matrix as a starting point in determining specific system needs and determining a short list of the available systems to best meet its requirements. DHS and ICE may benefit from using this matrix in working with Treasury/BFEM to ensure that BFEM can meet the full range of customer needs. In 2009, BFE LoB will research the possibilities for additional fee-for-service budget systems. As an early adopter of a fee-for-service budget system, DHS and ICE will provide valuable input into this process.

BFE LoB's "MAX Federal Community," a secure government-only collaborative website, provides significant benefits for collaboration across and within agencies, as well as knowledge management. It is used within the budget community, as well as other related communities such as Grants, Financial Management, Performance, E-Government, and more. DHS currently has 629 users registered for the MAX Federal Community. The MAX Community site is commonly used for sharing information, collaboratively drafting documents (including the direct-editing of documents posted on the site), supporting workgroups, submitting central reports, and much more. DHS also has the option to use BFE LoB's online meeting tool for DHS budget meetings. Enhancements to both tools will continue in 2009 as these technologies advance.

DHS may choose to use BFE LoB's "Touchpoints" document and budget execution process maps to improve its own agency interactions between budget execution and financial management. BFE LoB will continue to work toward more automated data exchange to improve data quality in these areas.

BFE LoB's Human Capital Federal Budget Core Competency Framework is a resource for DHS to use in its internal workforce planning initiatives. BFE LoB plans to continue to expand this framework in 2009.

Financial Management LoB (Managing Partner GSA)

DHS and component bureaus (including Customs and Border Protection, Federal Law Enforcement Training Center, Immigration and Customs Enforcement, Transportation Security Administration, Federal Emergency Management Agency, National Protection and Program Directorate, Office of Health Affairs, Operations Coordination & Intel & Analysis, Office of Inspector General, Directorate for Science and Technology, Domestic Nuclear Detection Office, United States Coast Guard, United States Citizenship and Immigration Services, United States Secret Service, and US Visit) will realize the following benefits through participation in FM LoB and usage of a FM Shared Service Provider (SSP):

- Cost Savings;
- Minimizing Risk: SSP customers will be able to minimize risk by implementing and using financial systems that are already operating with standard operating procedures;
- Avoiding Duplicate Operational Costs: Reducing redundant costs by using standard business processes and a common system software certified by the Financial System Integration Office in the General Services Administration; and
- Facilitating Best Practices/Standardization: Key tools such as a Request for Proposal framework and Service Level Agreement guides will be provided to DHS to help in the development of agency agreements with SSPs.

Geospatial LoB (Managing Partner DoI)

DHS recognizes the potential value that the Geospatial LoB will provide to users and producers of geospatial information. Cooperative and coordinated efforts among federal agencies can result in considerable cost savings for development of geospatial data. This is evidenced by a leveraged imagery cost sharing arrangement among DHS, U.S. Geological Survey, and the National Geospatial-Intelligence Agency at the Department of Defense, which resulted in a large volume of new high-resolution imagery and a 16:1 Return on Investment on the DHS portion of the investment.

DHS foresees additional benefits in the future as the agency migrates toward service-oriented architecture. Components within DHS (including Customs and Border Protection, Federal Law Enforcement Training Center, Immigration and Customs Enforcement, Transportation Security Administration, National Protection and Program Directorate, Office of Health Affairs, Office of Operations Coordination & Intel & Analysis, Office of Inspector General, Directorate of Science and Technology, Domestic Nuclear Detection Office, United States Citizenship and Immigration Services, United States Secret Service, and US Visit) will take advantage of a common geospatial foundation that is built using the National Spatial Data Infrastructure and A-16 data layers. DHS will have the ability to share mission specific information with other federal agencies to enhance routine operations as well as critical geospatial information during emergencies, especially the U.S. Coast Guard and the Federal Emergency Management Agency (FEMA).

Grants Management LoB (Managing Partners HHS and NSF)

DHS anticipates benefit for its Directorates (including Immigration and Customs Enforcement, Transportation Security Administration, Federal Emergency Management Agency, National Protection and Program Directorate, Office of Operations Coordination & Intel and Analysis, Directorate for Science and Technology, United States Coast Guard, and United States Secret Service) through a centralized location to download applications, make awards, and track awards to closeout. Automated business processes available through a DHS electronic grant management system service provider will decrease agency reliance on manual and paper-based processing. DHS agencies will spread operations and maintenance costs, and development, modernization, and enhancement costs across agencies, decreasing the burden that any one DHS component must bear. This will lead to a reduction in the number of systems for grants data across DHS, provide common grant management processing and reporting standards and improve DHS' ability to generate government-wide reports.

It is anticipated that states, local and tribal governments, non-profit organizations and commercial entities will benefit from the standardization and streamlining the DHS-wide grants business processes. The public will receive time savings as a result of quicker notification and faster payments due to an automated system for grants processing. Furthermore, minimization of complex and varying agency-specific requirements and increase grantee ease of use on federal grants management systems. Constituents will benefit as they will have fewer unique agency systems and processes to learn; grantees' ability to learn how to use the system will be improved and reliance on call center technical support will be reduced.

Human Resources Management LoB (Managing Partner OPM)

DHS and participating bureaus (including Customs and Border Protection, Federal Law Enforcement Training Center, Immigration and Customs Enforcement, Transportation Security Administration, Federal Emergency Management Agency, National Protection and Program Directorate, Office of Health Affairs, Office of Operations Coordination & Intel & Analysis, Office of Inspector General, Directorate for Science and Technology, Domestic Nuclear Detection Office, United States Coast Guard, United States Citizenship and Immigration Services, United States Secret Service, and US Visit) benefit from the HR LoB initiative by consolidating the systems supporting its components for better economies of scale and lower operational costs. DHS has eliminated multiple systems through its use of one of the approved service providers, the Department of Agriculture's National Finance Center. Through adoption of an approved service provider, DHS can better leverage centralized HR solutions without the costs of developing and maintaining its own HR systems. DHS' involvement in HR LoB allows the agency to utilize government-wide HR solutions, as well as access lessons learned and best practices developed by the task force and other agencies.

Information Systems Security LoB (Managing Partner DHS)

As the managing agency for the initiative, DHS established and assesses performance goals to monitor agency utilization and adoption of initiative services. Additionally, the initiative coordinates a number of interagency groups to help analyze cyber security problems and identify solutions.

DHS is executing the ISS LoB on behalf of OMB, and is the sole funding agency for the initiative. DHS and the National Protection and Program Directorate may recognize the same benefits as other federal agencies related to cost reduction, improved information security program performance, and increased efficiency going forward. Training and reporting services provided by the initiative helps DHS avoid duplicative investment in common security tools, ensure a baseline level of training and reporting performance, and refocus efforts to other complex and critical security issues at its agency.

The initiative also identified additional security services and tools, such as vulnerability assessment, network mapping and discovery, and baseline configuration management tools. These tools can help DHS develop an accurate inventory of information resources managed internally, and maintain an up-to-date awareness of information security threats. The initiative is now establishing mechanisms to help DHS quickly acquire these tools in a cost-effective manner.

Department of Housing and Urban Development

The E-Government initiatives serve citizens, businesses, and Federal and state government employees by delivering high quality services more efficiently at a lower price. Instead of expensive “stove-piped” operations, agencies work together to develop common solutions which achieve mission requirements at reduced cost, thereby making resources available for higher priority needs.

The Department of Housing and Urban Development (HUD) is providing funding in FY 2009 to the following E-Government Initiatives:		
Government to Citizen Portfolio <ul style="list-style-type: none"> ▪ Disaster Assistance Improvement Plan 	Government to Business Portfolio <ul style="list-style-type: none"> ▪ Business Gateway 	Government to Government Portfolio <ul style="list-style-type: none"> ▪ Grants.gov
Internal Efficiency and Effectiveness Portfolio <ul style="list-style-type: none"> ▪ Integrated Acquisition Environment - Loans and Grants 	Lines of Business (LoB) <ul style="list-style-type: none"> ▪ Budget Formulation and Execution LoB ▪ Financial Management LoB ▪ Geospatial LoB ▪ Grants Management LoB ▪ Human Resources Management LoB 	

Benefits realized through the use of these initiatives are as follows:

Government to Citizen Portfolio

Disaster Assistance Improvement Plan (Managing Partner DHS)

The Disaster Assistance Improvement Plan (DAIP) is a government-wide effort to improve the delivery of disaster assistance all across the Federal government. The initiative includes member agencies which have active disaster assistance programs as well as those which do not. While some partner agencies are affected less than others in times of a disaster, all are affected in some way.

HUD was identified by DAIP as providing assistance that is valuable to disaster victims. HUD supports non-disaster assistance programs and services which reach disaster victims who may be displaced or are otherwise out of contact. Participation in DAIP helps to reduce the burden on other federal agencies which routinely provide logistical help and other critical management or organizational support during disasters.

In its first year of operation, the DAIP team identified the following Forms of Assistance (FOA) within the Department of Housing & Urban Development:

- Category 3 – Forms of assistance not inherently disaster-related, administered at the federal, state or local level:
 - Housing Choice Voucher program (Section 8) (Public and Indian Housing)
 - Public Housing Program (Public and Indian Housing)
- Category 4 – Agencies that can leverage data collected from disaster victims or can provide additional data/validations:
 - Disaster Housing Assistance Program (DHS/FEMA and HUD/Public and Indian Housing)

- Category 5 – Forms of assistance providing information and agency resources that may be of interest to disaster victims:
 - Section 203k Rehabilitation Mortgage (Federal Housing Administration)
 - Section 203k Insured Mortgage for Disaster Victims (Federal Housing Administration)

An independent FOA Validation Study is currently underway for HUD to ensure a consistent, replicable process for the establishment of a baseline as well as assessing all agency FOAs for inclusion in DAIP.

Government to Business Portfolio

Business Gateway (Managing Partner SBA)

By creating a single portal for business information, such as regulatory compliance information, Business Gateway directly benefits HUD's stakeholders, including builders, buyers, and lenders - all of whom are subject to complex regulatory requirements across multiple agencies.

HUD's stakeholders can potentially receive significant benefits from Business Gateway. These benefits are outlined below. Through increased outreach, more constituents will be able to realize these benefits.

- Cost and time savings: Businesses looking for HUD compliance regulations can save time and money by going to Business.gov. In FY 2008, 74 percent of Business.gov users who responded to the American Customer Satisfaction Index (ACSI) survey reported saving time at an average of nearly 10 hours per user, totaling 3,960,269 hours; 55 percent of survey respondents also reported saving money at an average of \$753 per user.
- Maintenance savings: Business.gov's search technology will provide HUD with valuable user statistics and feedback, enabling it to simplify content management on its business compliance site.
- Increased forms management: By making 362 forms available on the Forms.gov website, HUD saves agency time in forms management, and is expected to produce significant savings in paper and postage. HUD forms were accessed via Forms.gov 230,038 times in FY 2008.
- Increased exposure: Business.gov houses numerous HUD compliance links providing cross-agency effectiveness to American businesses; in FY 2008 Business.gov directed 1,460 visits to HUD sites.
- Regulatory compliance: The Business.gov website enables HUD to comply with the reporting requirement for the Small Business Paperwork Relief Act (SBPRA) and is also consistent with the Small Business Regulatory Enforcement Fairness Act of 1996 (SBREFA), which called on federal regulatory agencies to publish small business guides that assist small firms in complying with, and answer small businesses' inquiries about federal regulations.

Government to Government Portfolio

Grants.gov (Managing Partner HHS)

The initiative benefits HUD by providing a single location for publishing grant (funding) opportunities and application packages and a single location for the grants community to locate and apply for grants using common forms, processes, and systems. All information needed to find opportunities for competitive grant opportunities is available using Grants.gov Find and Apply. By using Grants.gov, applicants are realizing savings because they are no longer required to submit multiple application copies to one or more addresses.

By using the Grants.gov mechanism to post and receive applications in a unified fashion, HUD was able to receive and review applications for funding through a single interface. The common application forms and process allowed HUD to develop a common standardized database from which both program reports and Department-wide reports are provided. HUD programs use standard HUD forms and the SF-424 and

SF-424 Supplement (Survey on Ensuring Equal Opportunity for Applicants) and HUD has leveraged Grants.gov to develop 11 agency specific forms. Grants.gov is allowing HUD to realize greater efficiencies by eliminating the need to: 1) manually log the receipt of applications and 2) reconcile applications sent by applicant to HUD headquarters and various field offices. Additional benefits are realized through the access to the same application immediately after each application deadline by all HUD offices both in the field and Headquarters. Elimination of manual data entry is eliminating errors in the data and is reducing the processing time of applications by approximately two weeks.

As of September 2008 HUD had posted 40 funding opportunities and 40 application packages on Grants.gov. HUD has received approximately 5,950 competitive funding applications in FY 2008.

Internal Efficiency and Effectiveness Portfolio

Integrated Acquisition Environment - Loans and Grants (Managing Partner GSA)

All agencies participating in the posting and/or awarding of Loans & Grants are required by the Federal Funding Accountability and Transparency Act (FFATA) to disclose award information on a publicly accessible website. Cross-government cooperation with OMB's Integrated Acquisition Environment initiative allows agencies to meet the requirements of the FFATA by assigning a unique identifier, determining corporate hierarchy, and validating and cleaning up incorrect or incomplete data. The FFATA enhances transparency of federal program performance information, funding, and loans & grants solicitation.

Lines of Business

Budget Formulation and Execution LoB (Managing Partner ED)

BFE LoB provides significant benefits to partner agencies by encouraging best practices across all aspects of federal budgeting – from budget formulation and execution to performance to collaboration to human capital needs.

To benefit all agencies, including HUD, BFE LoB continues to support Department of Treasury as the system owner in the advancement of the Budget Formulation and Execution Manager (BFEM), the first shared fee-for-service budget formulation system. With support from BFE LoB, Treasury/BFEM made available a new Performance Measure Manager (PMM) module in early 2008. This module allows users to automate the definition, collection, and reporting of all types of performance measures. The BFEM system is an option for HUD and any HUD component that is in need of a budget formulation or performance measurement system. In 2009, Treasury/BFEM plans to integrate PMM with OMB's Program Assessment Rating Tool system and begin work on automating the transfer of apportionment data from BFEM to OMB's MAX system.

To help agencies assess their budget systems requirements, BFE LoB created a decision matrix and recently evaluated nine budget systems against the matrix. This evaluation is available for all agencies to use and provides cost savings to agencies by eliminating the need for agencies to review this many systems individually. HUD may benefit from using this matrix as a starting point in determining specific system needs and determining a short list of the available systems to best meet its requirements. In 2009, BFE LoB will research the possibilities for additional fee-for-service budget systems.

BFE LoB's "MAX Federal Community," a secure government-only collaborative website, provides significant benefits for collaboration across and within agencies, as well as knowledge management. It is used within the budget community, as well as other related communities such as Grants, Financial Management, Performance, E-Government, and more. HUD currently has 237 users registered for the MAX Federal Community. The MAX Community site is commonly used for sharing information, collaboratively drafting documents (including the direct-editing of documents posted on the site), supporting workgroups, submitting central reports, and much more. HUD also has the option to use BFE

LoB's online meeting tool for HUD budget meetings. Enhancements to both tools will continue in 2009 as these technologies advance.

HUD may choose to use BFE LoB's "Touchpoints" document and budget execution process maps to improve its own agency interactions between budget execution and financial management. BFE LoB will continue to work toward more automated data exchange to improve data quality in these areas.

BFE LoB's Human Capital Federal Budget Core Competency Framework is a resource for HUD to use in its internal workforce planning initiatives. BFE LoB plans to continue to expand this framework in 2009.

Financial Management LoB (Managing Partner GSA)

HUD will realize the following benefits through participation in FM LoB and usage of a FM Shared Service Provider (SSP):

- Cost Savings;
- Minimizing Risk: SSP customers will be able to minimize risk by implementing and using financial systems that are already operating with standard operating procedures;
- Avoiding Duplicate Operational Costs: Reducing redundant costs by using standard business processes and a common system software certified by the Financial System Integration Office in the General Services Administration; and
- Facilitating Best Practices/Standardization: Key tools such as a Request for Proposal framework and Service Level Agreement guides will be provided to HUD to help in the development of agency agreements with SSPs.

Geospatial LoB (Managing Partner DoI)

HUD is looking forward to the returns on investments from the Geospatial LoB with regards to greater efficiency and synergy across government. Geospatial data and information are critical components for meeting HUD's mission to increase homeownership, support community development and increase access to affordable housing free from discrimination. Geospatial LoB proposes to more effectively standardize business processes and enhance access to geospatial data and information. This promises to improve productivity, mission delivery, and services to citizens. HUD currently geospatially enables its traditional business data to improve business process efficiency, allowing for geographically based planning and execution of its mission objectives. The LoB can improve HUD's business processes by enabling easier access to and sharing of relevant spatial data sets and capabilities across government.

Grants Management LoB (Managing Partners HHS and NSF)

GM LoB initiative has resulted in HUD undertaking a strategic alignment of its existing systems, prioritizing best of breed technology, and enhancing HUD's ability to provide agency and government-wide reports on grant activities and results. HUD's participation on GM LoB's collaborative effort across federal agencies is ensuring departmental compliance with the Federal Financial Assistance Management Improvement Act of 1999 and the Federal Funding Accountability and Transparency Act of 2006.

GM LoB has enabled HUD to improve service through the standardization and streamlining of government-wide grants business processes, which includes Awards and Deficiency Letters; funds disbursement through financial systems; and improved coordination between Head Offices and Field Offices for award and post-award activities. The streamlining effort allows the public to receive time savings as a result of quicker notification and faster payments due to an automated system for grants processing. Furthermore, HUD's strategic alignment effort minimizes complex and varying agency-specific requirements and increases grantee use of federal grants management systems. Constituents will benefit as they will have fewer unique agency systems to learn; grantees' ability to learn how to use the system will be improved and reliance on call center technical support will be reduced. These efforts also provide

grantees with online access to standard post-award reports, decreasing the number of unique - reporting requirements.

Human Resources Management LoB (Managing Partner OPM)

HUD benefits through its use of best-in-class HR and Payroll systems and services provided by approved service providers, Department of Treasury's HR Connect and Department of Agriculture's National Finance Center (NFC). Through its adoption of these approved service provider, HUD was able to implement automated HR and Payroll systems that eliminated manual processes and avoided development costs. Both service providers have delivered solutions that have allowed for data consolidation, Web-based processing, increased data security, and unprecedented access by employees to their information. With HR Connect, HUD has specifically identified cost avoidance and economy-of-scale savings of over \$10.7 million and has retired 8 legacy systems. Through the technical innovations made available through NFC, HUD was able to implement webTA in FY 2008, a Web-based time and attendance solution that has eliminated paper-based processes and redundant data entry. HUD's involvement in HR LoB allows the agency to utilize government-wide HR solutions, as well as access lessons learned and best practices developed by the task force and other agencies.

Department of the Interior

The E-Government initiatives serve citizens, businesses, and Federal and state government employees by delivering high quality services more efficiently at a lower price. Instead of expensive “stove-piped” operations, agencies work together to develop common solutions which achieve mission requirements at reduced cost, thereby making resources available for higher priority needs.

The Department of the Interior (DoI) is providing funding in FY 2009 to the following E-Government Initiatives:		
Government to Citizen Portfolio <ul style="list-style-type: none"> ▪ Disaster Assistance Improvement Plan ▪ Recreation One-Stop 	Government to Business Portfolio <ul style="list-style-type: none"> ▪ Business Gateway 	Government to Government Portfolio <ul style="list-style-type: none"> ▪ Geospatial One-Stop ▪ Grants.gov
Internal Efficiency and Effectiveness Portfolio <ul style="list-style-type: none"> ▪ E-Gov Travel ▪ Integrated Acquisition Environment - Loans and Grants 	Lines of Business (LoB) <ul style="list-style-type: none"> ▪ Budget Formulation and Execution LoB ▪ Financial Management LoB ▪ Geospatial LoB ▪ Grants Management LoB ▪ Human Resources Management LoB 	

Benefits realized through the use of these initiatives are as follows:

Government to Citizen Portfolio

Disaster Assistance Improvement Plan (Managing Partner DHS)

The Disaster Assistance Improvement Plan (DAIP) is a government-wide effort to improve the delivery of disaster assistance all across the Federal government. The initiative includes member agencies which have active disaster assistance programs as well as those which do not. While some partner agencies are affected less than others in times of a disaster, all are affected in some way.

DoI was identified by DAIP as providing assistance that is valuable to disaster victims. It supports non-disaster assistance programs and services which reach disaster victims who may be displaced or are otherwise out of contact. Participation in DAIP helps to reduce the burden on other federal agencies which routinely provide logistical help and other critical management or organizational support during disasters.

In its first year of operation, the DAIP team identified the following Form of Assistance (FOA) within the Department of the Interior:

- Category 5 – Forms of assistance providing information and agency resources that may be of interest to disaster victims:
 - Indian Social Services Welfare Assistance (Bureau of Indian Affairs)

Recreation One-Stop (Managing Partner DoI)

The National Park Service (NPS), Bureau of Land Management (BLM), Fish and Wildlife Service (FWS), and Bureau of Reclamation (BOR) at DoI provide information related to recreational activities in U.S. national parks, wildlife refuges, lakes, and public lands on the Recreation One-Stop portal. In return, the Recreation One-Stop initiative saves NPS, BLM, FWS and BOR time and resources by offering citizens

looking to utilize recreational services a central place to search and obtain site descriptions, recreation activities, directions, and links to more-detailed information about specific locations.

Government to Business Portfolio

Business Gateway (Managing Partner SBA)

By creating a single portal for business information, such as regulatory compliance information, Business Gateway directly benefits DoI's stakeholders, including energy companies, wildlife importers/exporters, fisheries, and mining companies - all of whom are subject to complex regulatory requirements across multiple agencies.

DoI's stakeholders can potentially receive significant benefits from Business Gateway. These benefits are outlined below. Through increased outreach, more constituents will be able to realize these benefits.

- Contact center savings: Due to the use of Business.gov and Forms.gov a decrease in misdirected calls is expected resulting in cost savings for DoI.
- Maintenance savings: Business.gov's search technology will provide DoI with valuable user statistics and feedback, enabling it to simplify content management on its business compliance site.
- Cost and time savings: Businesses looking for DoI compliance regulations can save time and money by going to Business.gov. In FY 2008, 74 percent of Business.gov users who responded to the American Customer Satisfaction Index (ACSI) survey reported saving time at an average of nearly 10 hours per user, totaling 3,960,269 hours; 55 percent of survey respondents also reported saving money at an average of \$753 per user.
- Increased forms management: By making 335 forms available on Forms.gov, DoI saves agency time in forms management, and is expected to produce significant savings in paper and postage. DoI forms were accessed via Forms.gov 155,208 times in FY 2008.
- Increased exposure: Business.gov houses numerous compliance DoI links providing cross-agency effectiveness to American businesses. In FY 2008, Business.gov directed 99 visits to DoI sites.
- Reduced burden on field offices: By directing compliance-related inquiries to Business.gov, agencies with field offices will save training and staff-time dollars.
- Regulatory compliance: The Business.gov website enables DoI to comply with the reporting requirement for the Small Business Paperwork Relief Act (SBPRA) and is also consistent with the Small Business Regulatory Enforcement Fairness Act of 1996 (SBREFA), which called on federal regulatory agencies to publish small business guides that assist small firms in complying with, and answer small businesses' inquiries about federal regulations.
- Data harmonization savings: DoI has already realized significant benefit from Business Gateway by participating in the program's first data harmonization "vertical": The Single Surface Coal Reporting system. DoI and DoL together estimate saving \$341,000 in the first three years of their vertical, and are expected to save \$570,000 over 5 years.

Government to Government Portfolio

Geospatial One-Stop (Managing Partner DoI)

DoI is a major federal producer/distributor of geospatial data and services and thus serves as a significant metadata contributor to Geospatial One-Stop (GOS). DoI enables other federal agencies to both avoid costs and realize cost savings by making DoI geospatial data available through the GOS Portal. GOS also allows citizens and the geospatial community to find and explore thousands of vital geospatial datasets existing in government databases throughout the country. In addition, DoI helps enhance overall Federal Spatial Readiness by making its large repository of current and historical data discoverable and accessible through the GOS Portal.

Through the use of GOS, bureaus at DoI including the U.S. Geological Survey (USGS) are able to effectively implement and leverage geospatial data. Examples include:

- *The National Map* program at USGS continues to work with GOS to better leverage shared technical capabilities and data partnership processes that will enhance the discovery of data and its use for the building of nationally consistent, seamless and continuously maintained base geospatial information.
- GOS, as the Nation's largest collection of references to intergovernmental and interdisciplinary geospatial data, will provide a primary source of geographic content to support the research and information sharing goals of the USGS Science Strategy for the next decade.
- DoI's Enterprise Geographic Information Management (EGIM) consortium has implemented the requirement for Bureaus to list all geospatial data acquisitions in the GOS Marketplace; established a requirement that DoI geospatial infrastructure must leverage GOS for sharing of DoI geospatial data; and established a plan for 2008, in its Geospatial Modernization Blueprint, to have GOS reflect designation of Authoritative Data Source for selected/ accredited datasets within DoI. In 2008, EGIM will establish new services and Geographically Encoded Objects for RSS (GeoRSS) feeds that will be featured in GOS.

Before the GOS catalog was available, numerous data requests needed to be handled by USGS and others, and were reliant on the responders' knowledge of availability of digital mapping data in various parts of the country. Because of GOS, the user community is now able to more quickly research and discover the information without spending time sending verbal or electronic queries and waiting for a reply. The public frequently requests maps and other geospatial data from DoI, particularly during emergency response situations, so using the best available data is crucial and can actually be used to save lives. The portal provides an integrated environment to coordinate (and focus) these requests, making the agency's response more efficient.

GOS has the potential to reduce the cost of supporting such data requests. DoI realizes cost savings by providing users an automated search tool instead of DoI processing individual requests for data.

Grants.gov (Managing Partner HHS)

The Grants.gov initiative benefits DoI and its grant programs by providing a single location to publish grant (funding) opportunities and application packages, and by providing potential grantees the means to electronically apply for grants.

As of September 2008, DoI had posted 465 funding opportunities and 458 application packages on Grants.gov. DoI received 2,537 electronic applications from the grants community via Grants.gov in FY 2008.

Internal Efficiency and Effectiveness Portfolio

E-Gov Travel (Managing Partner GSA)

DoI began migrating its travel services to Northrop Grumman Mission Systems, one of the three designated E-Gov Travel Service (ETS) providers, in Q2 FY 2008. DoI is realizing the following benefits:

- Increased cost savings associated with overall reduction in Travel Management Center transaction service fees;
- Improved strategic source pricing through cross-government purchasing agreements;
- Improved business process functionality as a result of streamlined travel policies and processes;
- Enhanced security and privacy controls for the protection of government and personal data; and
- Improved agency oversight and audit capabilities.

Through a combination of advantageous travel management center pricing and a substantially higher degree of online booking engine usage (88 percent), DOI saved over \$438,000 in travel management service fees for reservations in FY 2008 when compared to pre-ETS pricing and online usage. DOI is achieving significant savings in airline ticket prices by leveraging the City Pair Program (CPP) fares along with assuming some risk by purchasing reduced price tickets that include change penalties. Combined, DOI can potentially save over \$8,000,000 each year by purchasing tickets below the CPP fare.

Integrated Acquisition Environment - Loans and Grants (Managing Partner GSA) -

All agencies participating in the posting and/or awarding of Loans & Grants are required by the Federal Funding Accountability and Transparency Act (FFATA) to disclose award information on a publicly accessible website. Cross-government cooperation with OMB's Integrated Acquisition Environment initiative allows agencies to meet the requirements of the FFATA by assigning a unique identifier, determining corporate hierarchy, and validating and cleaning up incorrect or incomplete data. The FFATA enhances transparency of federal program performance information, funding, and loans & grants solicitation.

Lines of Business

Budget Formulation and Execution LoB (Managing Partner ED)

BFE LoB provides significant benefits to partner agencies by encouraging best practices across all aspects of federal budgeting – from budget formulation and execution to performance to collaboration to human capital needs.

To benefit all agencies, including DoI, BFE LoB continues to support Department of Treasury as the system owner in the advancement of the Budget Formulation and Execution Manager (BFEM), the first shared fee-for-service budget formulation system. With support from BFE LoB, Treasury/BFEM made available a new Performance Measure Manager (PMM) module in early 2008. This module allows users to automate the definition, collection, and reporting of all types of performance measures. The BFEM system is an option for DoI and any DoI component that is in need of a budget formulation or performance measurement system. In 2009, Treasury/BFEM plans to integrate PMM with OMB's Program Assessment Rating Tool system and begin work on automating the transfer of apportionment data from BFEM to OMB's MAX system.

To help agencies assess their budget systems requirements, BFE LoB created a decision matrix and recently evaluated nine budget systems against the matrix. This evaluation is available for all agencies to use and provides cost savings to agencies by eliminating the need for agencies to review this many systems individually. DoI may benefit from using this matrix as a starting point in determining specific system needs and determining a short list of the available systems to best meet its requirements. In 2009, BFE LoB will research the possibilities for additional fee-for-service budget systems.

BFE LoB's "MAX Federal Community," a secure government-only collaborative website, provides significant benefits for collaboration across and within agencies, as well as knowledge management. It is used within the budget community, as well as other related communities such as Grants, Financial Management, Performance, E-Government, and more. DoI currently has 585 users registered for the MAX Federal Community. The MAX Community site is commonly used for sharing information, collaboratively drafting documents (including the direct-editing of documents posted on the site), supporting workgroups, submitting central reports, and much more. DoI also has the option to use BFE LoB's online meeting tool for DoI budget meetings. Enhancements to both tools will continue in 2009 as these technologies advance.

DoI may choose to use BFE LoB's "Touchpoints" document and budget execution process maps to improve its own agency interactions between budget execution and financial management. BFE LoB will continue to work toward more automated data exchange to improve data quality in these areas.

BFE LoB's Human Capital Federal Budget Core Competency Framework is a resource for DoI to use in its internal workforce planning initiatives. BFE LoB plans to continue to expand this framework in 2009.

Financial Management LoB (Managing Partner GSA)

FM LoB enables DoI to leverage its information technology and financial processing expertise to provide services to additional federal agencies. DoI's National Business Center hosts financial systems and business operations for over 20 external executive branch agencies, boards, and commissions, and two legislative branch agencies. As DoI's customer base continues to grow, the agency can create economies of scale and use the growth to gain leverage with the financial management software vendor community. DoI will be able to contribute to the cost savings that will be recognized through the reduction of redundant costs. This is the result of using standard business processes and a common system configuration promoted by FM LoB.

Geospatial LoB (Managing Partner DoI)

DoI provides stewardship of 18 data themes as listed in OMB Circular A-16. The U.S. Geological Survey manages many of the base cartographic layers; U.S. Fish and Wildlife manages wetlands; National Park Service manages cultural resources; and the Bureau of Land Management is responsible for federal land status, cadastral, and public land conveyance. All of these data themes are used by the public and many other federal agencies. Geospatial LoB recommends a set of common government-wide solutions that serve the Nation's interests, and the core missions of federal agencies and their partners, through more effective and efficient development, provisioning, and interoperability of geospatial data and services.

Building on the policy foundation of OMB Circular A-16, Coordination of Geographic Information and Related Spatial Data Activities, Geospatial LoB will close a performance gap by developing a federal operational framework for managing geospatial information across the government. This federal operational framework will result in a more coordinated, collaborative, and leveraged approach to produce, maintain, and use geospatial data and services. The framework will also establish a system of accountability for all data stewards in the federal geospatial environment. Future cost savings, and greater satisfaction of customer and business needs will be realized by optimizing, and where appropriate, consolidating geospatial assets and activities through enhanced performance accountability and compliance mechanisms and coordinated budget planning and cost avoidance strategies.

Grants Management LoB (Managing Partners HHS and NSF)

DoI awarded over \$3 billion dollars in grants and cooperative agreements in FY 2008. Over 18,500 financial assistance actions were completed in FY 2008 by DoI offices. Eight DoI bureaus and two Departmental Offices award and administer grants and cooperative agreements. Examples of DoI financial assistance recipients include state and local governments, universities and educational institutions, Native Americans and tribal governments, for profit organizations, and non-profit organizations.

The Grants Management Line of Business (GM LoB) initiative can benefit DoI by improving the delivery of services to grant recipients, improving decision-making, and decreasing costs associated with building and maintaining Grants Management IT systems. By sharing streamlined automated services, DoI's costs to build and maintain grants management systems decrease. DoI uses one grants management system, eGrants Plus, a part of the Financial and Business Management System. The specific costs benefits of migration to the GM LoB cannot be determined at this time due to the migration of multiple Bureaus and Offices into one financial assistance system.

The key benefit of the GM LoB will be having a centralized location to download all applications, make awards, and track awards to closeout. Automated business processes available through the initiative will decrease agency reliance on manual and paper-based processing. Consortium lead agencies will be able to spread operations and maintenance (O&M) costs, and development, modernization, and enhancement (DME) costs across agencies, decreasing the burden that any one agency must bear. GM LoB will lead to a reduction in the number of systems of record for grants data across the government and the development of common reporting standards, improving agencies' ability to provide agency- and government-wide reports on grant activities and results. GM LoB also assists agencies in complying with the Federal Financial Assistance Management Improvement Act of 1999 and the Federal Funding Accountability and Transparency Act of 2006.

Service to constituents will be improved through the standardization and streamlining of government-wide grants business processes. The public will receive time savings as a result of quicker notification and faster payments due to an automated system for grants processing. Furthermore, GM LoB will reduce complex and varying agency-specific requirements and increase grantee ease of use on federal grants management systems. Constituents will benefit as they will have fewer unique agency systems and processes to learn; grantees' ability to learn how to use the system will be improved; and, reliance on call center technical support will be reduced. Consortium lead agencies will also provide grantees with online access to standard post-award reports, decreasing the number of unique agency-specific reporting requirements.

Human Resources Management LoB (Managing Partner OPM)

DoI operates the National Business Center, one of the approved service providers for HR LoB. The HR LoB initiative allows DoI to spread the cost of managing HR systems and processes across a larger customer base, reducing agency costs to operate these systems and processes. Employees across DoI can benefit from improved HR services. Additionally, DoI's involvement in HR LoB allows the agency to utilize government-wide HR solutions, as well as access lessons learned and best practices developed by the task force and other agencies.

Department of Justice

The E-Government initiatives serve citizens, businesses, and Federal and state government employees by delivering high quality services more efficiently at a lower price. Instead of expensive “stove-piped” operations, agencies work together to develop common solutions which achieve mission requirements at reduced cost, thereby making resources available for higher priority needs.

The Department of Justice (DoJ) is providing funding in FY 2009 to the following E-Government Initiatives:		
Government to Citizen Portfolio <ul style="list-style-type: none"> ▪ Disaster Assistance Improvement Plan 	Government to Business Portfolio <ul style="list-style-type: none"> ▪ Business Gateway 	Government to Government Portfolio <ul style="list-style-type: none"> ▪ Grants.gov
Internal Efficiency and Effectiveness Portfolio <ul style="list-style-type: none"> ▪ E-Gov Travel ▪ Integrated Acquisition Environment - Loans and Grants 	Lines of Business (LoB) <ul style="list-style-type: none"> ▪ Budget Formulation and Execution LoB ▪ Financial Management LoB ▪ Geospatial LoB ▪ Grants Management LoB ▪ Human Resources Management LoB 	

Benefits realized through the use of these initiatives are as follows:

Government to Citizen Portfolio

Disaster Assistance Improvement Plan (Managing Partner DHS)

The Disaster Assistance Improvement Plan (DAIP) is a government-wide effort to improve the delivery of disaster assistance all across the Federal government. The initiative includes member agencies which have active disaster assistance programs as well as those which do not. While some partner agencies are affected less than others in times of a disaster, all are affected in some way.

DoJ was identified by DAIP as providing assistance that is valuable to disaster victims. It supports non-disaster assistance programs and services which reach disaster victims who may be displaced or are otherwise out of contact. Participation in DAIP helps to reduce the burden on other federal agencies which routinely provide logistical help and other critical management or organizational support during disasters.

In its first year of operation, the DAIP team identified the following Forms of Assistance (FOA) within DoJ:

- Category 3 – Forms of assistance not inherently disaster-related, administered at the federal, state or local level:
 - Public Safety Officers’ Benefit Program (Bureau of Justice Assistance Programs)
- Category 5 – Forms of assistance providing information and agency resources that may be of interest to disaster victims:
 - International Terrorism Victims Expense Reimbursements (Office for the Victims of Crime)
 - State Crime Victims Compensation (Office for the Victims of Crime)

An independent FOA Validation Study is currently underway for DoJ to ensure a consistent, replicable process for the establishment of a baseline as well as assessing all agency FOAs for inclusion in DAIP. Participating in DAIP helps DoJ and component bureaus (including the United States Parole Commission; Legal Activities and U.S. Marshals; National Security Division; Interagency Law Enforcement; Federal Bureau of Investigation; Drug Enforcement Administration; Bureau of Alcohol, Tobacco, Firearms, and Explosives; Federal Prison System; and the Violent Crime Reduction Trust Fund) comply with Executive Order 13411, which mandates that disaster victims have prompt and efficient access to federal disaster assistance, as well as information regarding assistance available from government and private sector sources.

Government to Business Portfolio

Business Gateway (Managing Partner SBA)

By creating a single portal for business information, such as regulatory compliance information, Business Gateway directly benefits DoJ's stakeholders, including those who are involved in the manufacturing and distribution of controlled substances or firearms and explosives – many of whom are subject to complex regulatory requirements across multiple agencies.

DoJ's stakeholders can potentially receive significant benefits from Business Gateway (BG). These benefits are outlined below.

- **Contact center savings:** Due to the use of Business.gov and Forms.gov a decrease in misdirected calls is expected resulting in cost savings for DoJ.
- **Maintenance savings:** Business.gov's search technology will provide DoJ with valuable user statistics and feedback, enabling it to simplify content management on its business compliance site.
- **Cost and time savings:** Businesses looking for DoJ compliance regulations can save time and money by going to Business.gov. In FY 2008, 74 percent of Business.gov users who responded to the American Customer Satisfaction Index (ACSI) survey reported saving time at an average of nearly 10 hours per user, totaling 3,960,269 hours; 55 percent of survey respondents also reported saving money at an average of \$753 per user.
- **Increased forms management:** By making 123 forms available on Forms.gov, DoJ saves agency time in forms management, and is expected to produce significant savings in paper and postage. DoJ forms were accessed via Forms.gov 96,486 times in FY 2008.
- **Increased exposure:** Business.gov houses numerous DoJ compliance links and directed 6,901 visits to DoJ sites in FY 2008.
- **Reduced burden on field offices:** By directing compliance-related inquiries to Business.gov, agencies with field offices will save training and staff-time dollars.
- **Regulatory compliance:** The Business.gov website enables DoJ to comply with the reporting requirement for the Small Business Paperwork Relief Act (SBPRA) and is also consistent with the Small Business Regulatory Enforcement Fairness Act of 1996 (SBREFA), which called on federal regulatory agencies to publish small business guides that assist small firms in complying with, and answer small businesses' inquiries about federal regulations.
- **Data harmonization:** BG is in a unique position to support data harmonization efforts indirectly through its content partnerships with various government agencies. DoJ has the opportunity to identify and realize data harmonization benefits in many areas, such as immigration adjudication.

Business Gateway Constituent Quote...

"Business.gov is the perfect resource for me. I'm growing one business and starting another. This website works on two different levels, providing the direct connections I want for my on-going business needs and the basic start-up support I need for launching my need business. Business.gov is like having a silent partner on line."

– Small Business Owner

Through increased outreach, more constituents will be able to realize these benefits.

Benefits provided by BG to DoJ bureaus include:

- **Drug Enforcement Administration (DEA)** – The DEA’s mission includes regulation of the production and distribution by American companies of controlled substances which could be misused for illicit drug trafficking. Business Gateway provides access to numerous compliance links and 18 forms.
- **Alcohol, Tobacco, Firearms, and Explosives (ATF)** – ATF regulates businesses that produce, sell and distribute firearms and explosives. BG provides access to numerous compliance links and 68 forms.
- **Federal Bureau of Investigation (FBI)** – BG enables businesses to easily find information on FBI activities such as background checks for gun sales and enforcement actions in business communities, including access to nine forms.
- **Legal Activities and U.S. Marshals** – BG provides access to two forms for Legal Activities.
- **Other Offices:** The Office of Justice Programs also benefits through Business Gateway providing a consolidated space for these previously separate bureaus to list and consolidate compliance information as well as federal forms.

Government to Government Portfolio

Grants.gov (Managing Partner HHS)

The Grants.gov initiative benefits DoJ and its grant making components, including the Office of Justice Programs and the Violent Crime Reduction Trust Fund, by providing a single location to publish grant (funding) opportunities and receive application packages, and by providing a single site for the grants community to apply for grants using common forms, processes and systems.

The utilization of Grants.gov eliminates the need for DoJ to build a similar system of its own to service its grant constituents. DoJ has leveraged Grants.gov in the development of two agency specific forms and government-wide forms are used for virtually all application packages. As of October 2008, DoJ posted 100 synopses of competitive grant opportunities and 114 application packages on Grants.gov. DoJ has received more than 6258 electronic applications from the grants community via Grants.gov.

DoJ additionally serves as the grants system service provider for the Department of Homeland Security/Office of Grants and Training (OG&T), enabling OG&T to use Grants.gov for its competitive grants.

Internal Efficiency and Effectiveness Portfolio

E-Gov Travel (Managing Partner GSA)

DoJ will begin migrating its travel services to Carlson Wagonlit Government Travel, one of the three designated E-Gov Travel Service (ETS) providers, in Q2 FY 2009. Through a combination of advantageous travel management center pricing and a substantially higher degree of online booking engine usage (estimated at 40 percent), DoJ and component bureaus (including United States Parole Commission; Legal Activities and U.S. Marshals; National Security Division; Interagency Law Enforcement; Federal Bureau of Investigation; Drug Enforcement Administration; Bureau of Alcohol; Tobacco, Firearms, and Explosives; Federal Prison System; Office of Justice Programs; and Violent Crime Reduction Trust Fund) are projected to save over \$187,000 in travel management service fees for reservations in FY 2009 when compared to pre-ETS pricing and online usage.

Integrated Acquisition Environment - Loans and Grants (Managing Partner GSA)

All agencies participating in the posting and/or awarding of Loans & Grants are required by the Federal Funding Accountability and Transparency Act (FFATA) to disclose award information on a publicly accessible website. Cross-government cooperation with OMB’s Integrated Acquisition Environment

initiative allows agencies and contributing bureaus (including the United States Parole Commission, Legal Activities and U.S. Marshals, National Security Division, Interagency Law Enforcement, Federal Bureau of Investigation, Drug Enforcement Administration, Bureau of Alcohol, Tobacco, Firearms, and Explosives, Federal Prison System, Office of Justice Programs, and the Violent Crime Reduction Trust Fund at DoJ) to meet the requirements of the FFATA by assigning a unique identifier, determining corporate hierarchy, and validating and cleaning up incorrect or incomplete data. The FFATA enhances transparency of federal program performance information, funding, and loans & grants solicitation.

Lines of Business

Budget Formulation and Execution LoB (Managing Partner ED)

BFE LoB provides significant benefits to partner agencies by encouraging best practices across all aspects of federal budgeting – from budget formulation and execution to performance to collaboration to human capital needs.

To benefit all agencies, including DoJ, BFE LoB continues to support Department of Treasury as the system owner in the advancement of the Budget Formulation and Execution Manager (BFEM), the first shared fee-for-service budget formulation system. With support from BFE LoB, Treasury/BFEM made available a new Performance Measure Manager (PMM) module in early 2008. This module allows users to automate the definition, collection, and reporting of all types of performance measures. In 2009, Treasury/BFEM plans to integrate PMM with OMB's Program Assessment Rating Tool system and begin work on automating the transfer of apportionment data from BFEM to OMB's MAX system. DoJ purchased BFEM for its budget formulation process resulting in greater ease in collection of budget data and production of budget submissions. DoJ avoided the costs of procuring and setting up a custom system by participating in a shared service system sponsored by BFE LoB. The BFEM formulation system services DoJ and it also continues as an option for any DoJ component (including United States Parole Commission; Legal Activities and U.S. Marshals; National Security Division; Interagency Law Enforcement; Federal Bureau of Investigation; Drug Enforcement Administration; Bureau of Alcohol, Tobacco, Firearms, and Explosives; Federal Prison System; Office of Justice Programs; and the Violent Crime Reduction Trust Fund) that is in need of a budget formulation or performance measurement system.

To help agencies assess their budget systems requirements, BFE LoB created a decision matrix and recently evaluated nine budget systems against the matrix. This evaluation is available for all agencies to use and provides cost savings to agencies by eliminating the need for agencies to review this many systems individually. DoJ may benefit from using this matrix in working with Treasury/BFEM to ensure that BFEM can meet the full range of customer needs. In 2009, BFE LoB will research the possibilities for additional fee-for-service budget systems. As an early adopter of a fee-for-service budget system, DoJ will provide valuable input into this process.

BFE LoB's "MAX Federal Community," a secure government-only collaborative website, provides significant benefits for collaboration across and within agencies, as well as knowledge management. It is used within the budget community, as well as other related communities such as Grants, Financial Management, Performance, E-Government, and more. DoJ currently has 390 users registered for the MAX Federal Community. The MAX Community site is commonly used for sharing information, collaboratively drafting documents (including the direct-editing of documents posted on the site), supporting workgroups, submitting central reports, and much more. DoJ also has the option to use BFE LoB's online meeting tool for DoJ budget meetings. Enhancements to both tools will continue in 2009 as these technologies advance.

DoJ may choose to use BFE LoB's "Touchpoints" document and budget execution process maps to improve its own agency interactions between budget execution and financial management. BFE LoB will continue to work toward more automated data exchange to improve data quality in these areas.

BFE LoB's Human Capital Federal Budget Core Competency Framework is a resource for DoJ to use in its internal workforce planning initiatives. BFE LoB plans to continue to expand this framework in 2009.

Financial Management LoB (Managing Partner GSA)

FM LoB benefits DoJ and component bureaus (including United States Parole Commission; Legal Activities and U.S. Marshals; National Security Division; Interagency Law Enforcement; Federal Bureau of Investigation; Drug Enforcement Administration; Bureau of Alcohol, Tobacco, Firearms, and Explosives; Federal Prison System; Office of Justice Programs; and the Violent Crime Reduction Trust Fund) through the use of financial management principles (standardized processes, systems configurations, systems architecture) in the development of 28 standard processes being implemented in the Unified Financial Management System (UFMS), which consolidates the seven DoJ financial systems into one utilizing a COTS product. The results will be the reduction of redundant costs and the simplification of audit processes across the Department. Upon implementation of the department wide system, DoJ will explore the option of becoming a shared service provider for the FM LoB.

Geospatial LoB (Managing Partner DoI)

Geospatial information is vital to the success of DoJ's law enforcement mission. Under Circular A-16, DoJ is the lead agency for the Law Enforcement Statistics theme. Through improved standards and new service components, Geospatial LoB will help DoJ and contributing bureaus (including the United States Parole Commission, Legal Activities and U.S. Marshals, National Security Division, Interagency Law Enforcement, Federal Prison System, Office of Justice Programs, and the Violent Crime Reduction Trust Fund) better utilize this and other National Spatial Data Infrastructure data themes in its investigatory function. These enhancements will especially benefit DoJ's partnering relationships with state, local, and tribal law enforcement agencies.

Already, the Geospatial LoB data call has provided DoJ with a portfolio of its geospatial procurement activity so that the Department can work to maximize the value of future geospatial investments. National Drug Intelligence Center (NDIC) - NDIC recently released the National Drug Threat Assessment report. The geostatistical presentations illuminate the dynamic trends in regional drug abuse.

Benefits to DoJ bureaus include:

- Federal Bureau of Investigations (FBI) - Geospatial information has allowed the FBI managers to improve how to address vulnerabilities and threats in their 'domain' using a suite of geospatial mapping tools that manage, manipulate, integrate, query, and display digital geospatial data in support of FBI decision-making.
- Drug Enforcement Administration (DEA) - In the future the DEA will use more detailed geospatial analysis and GIS/Business Intelligence capabilities to generate visualizations of geographic trends and relationships in order to develop a drug control strategy.
- Bureau of Alcohol, Tobacco, Firearms, and Explosives (ATF) - Consistent use of geospatial data standards will greatly increase the utility of the capability if information management and sharing of the ATF Bomb Arson Tracking System used by local law enforcement agencies.
- Office of Juvenile Justice and Delinquency Prevention - provides national leadership, coordination, and resources to prevent and respond to juvenile delinquency and victimization. Geospatial analysis data allows easy-to-read tables, graphs, and maps to effectively display the regional differences in juvenile population characteristics.

Grants Management LoB (Managing Partners HHS and NSF)

DoJ continues to explore partnering and collaboration opportunities with the three designated Consortium providers. There are three grant making components in DoJ: the Office of Justice Programs (OJP), the Office of Community Oriented Policing Service (COPS), and the Office on Violence Against Women (OVW). COPS has signed a Memorandum of Understanding with the Department of Education. OJP and

OVW conducted a fit-gap analysis with each of the three Consortium providers, and will continue communicating with the Consortium leads to identify the appropriate fit.

Because the DoJ components are not yet receiving services from a Consortium provider, cost savings have yet to be realized. However, DoJ continues to consolidate its internal systems. In FY 2008, OJP and OVW incorporated financial reporting into the Community Partnership Grants Management System. With this deployment, stakeholders can complete all reporting in one online system.

DoJ stakeholders include state, local and tribal governments, universities, non-profit organizations and individuals. These stakeholders will benefit from one system that allows them to submit progress reports, financial reports, requests to modify the grant, and requests for payment. By consolidating grants system, greater transparency in the grant process will be available to all DoJ stakeholders.

Potential benefits of GM LoB include moving towards a centralized location to download all applications, make awards, process payments, and manage to closeout. Once in production, it is anticipated that the GM LoB Consortium initiative will lead to a reduction in the number of systems of record for grants data across the government and the development of common reporting standards, improving agencies' ability to provide agency- and government-wide reports on grant activities and results.

Human Resources Management LoB (Managing Partner OPM)

DoJ currently utilizes the Department of Agriculture's National Finance Center as a shared service provider for payroll services across all components, including United States Parole Commission; Legal Activities and U.S. Marshals; National Security Division; Interagency Law Enforcement; Federal Bureau of Investigation; Drug Enforcement Administration; Bureau of Alcohol, Tobacco, Firearms, and Explosives; Federal Prison System; Office of Justice Programs; and the Violent Crime Reduction Trust Fund. The benefits of having a single provider include standardized processes and interfaces across multiple components where every component is able to capitalize on the best practices implemented by the service provider without the expense of independent system implementations.

DoJ's involvement in HR LoB allows utilization of government-wide solutions as well as access to best practices and lessons learned from task forces and other agencies. HR LoB has worked with participating agencies on Target Requirements for Shared Service, and developed Payroll and HR Benchmarking studies. These documents present a common view and vocabulary for the federal HR function that provide a solid base for standardization and common solutions. federal agencies are able to use this information and guidance to formulate their specific agency requirements for HR functions and manage the transition to a shared service center.

Department of Labor

The E-Government initiatives serve citizens, businesses, and Federal and state government employees by delivering high quality services more efficiently at a lower price. Instead of expensive “stove-piped” operations, agencies work together to develop common solutions which achieve mission requirements at reduced cost, thereby making resources available for higher priority needs.

The Department of Labor (DoL) is providing funding in FY 2009 to the following E-Government Initiatives:		
Government to Citizen Portfolio <ul style="list-style-type: none"> ▪ Disaster Assistance Improvement Plan 	Government to Business Portfolio <ul style="list-style-type: none"> ▪ Business Gateway 	Government to Government Portfolio <ul style="list-style-type: none"> ▪ Grants.gov
Internal Efficiency and Effectiveness Portfolio <ul style="list-style-type: none"> ▪ Integrated Acquisition Environment - Loans and Grants 	Lines of Business (LoB) <ul style="list-style-type: none"> ▪ Budget Formulation and Execution LoB ▪ Financial Management LoB ▪ Geospatial LoB ▪ Grants Management LoB ▪ Human Resources Management LoB 	

Benefits realized through the use of these initiatives are as follows:

Government to Citizen Portfolio

Disaster Assistance Improvement Plan (Managing Partner DHS)

The Disaster Assistance Improvement Plan (DAIP) is a government-wide effort to improve the delivery of disaster assistance all across the Federal government. The initiative includes member agencies which have active disaster assistance programs as well as those which do not. While some partner agencies are affected less than others in times of a disaster, all are affected in some way.

DoL was identified by DAIP as providing disaster assistance. In addition, DoL also supports other non-disaster assistance programs and services which continue to reach disaster victims who may be displaced or are otherwise out of contact. Participation in DAIP helps to reduce the burden on other federal agencies which routinely provide logistical help and other critical management or organizational support during disasters.

In its first year of operation, the DAIP team identified the following Forms of Assistance (FOA) within DoL:

- Category 2 – Disaster-related forms of assistance administered at the state or local level:
 - Disaster Unemployment Assistance (Employment and Training Administration)
- Category 3 – Forms of assistance not inherently disaster-related, administered at the federal, state or local level:
 - Unemployment Insurance (Employment and Training Administration)
- Category 5 – Forms of assistance providing information and agency resources that may be of interest to disaster victims:
 - National Emergency Grants (Employment and Training Administration)

In addition to being a member of DAIP, DoL is the managing partner for GovBenefits.gov, an E-Government initiative. GovBenefits.gov hosts a more targeted version of the prescreening questionnaire focused for disaster victims, which will serve as the foundation and entry point for citizens searching for disaster assistance. GovBenefits.gov modified its existing content management infrastructure and governance approval structures to manage and publish new disaster assistance programs and content on the website.

Government to Business Portfolio

Business Gateway (Managing Partner SBA)

By creating a single portal for business information, such as regulatory compliance information, Business Gateway directly benefits DoL's stakeholders, including U.S. businesses of all types and sizes – all of whom are subject to complex regulatory requirements across multiple agencies.

DoL's goals of improving working conditions, advancing opportunities for profitable employment, protecting retirement and health care benefits, helping employers find workers, strengthening free collective bargaining, etc., are tied to Business Gateway's mission of helping businesses find, understand, and comply with federal laws and regulations and of making it easier for businesses to access government resources.

While DoL already has effective compliance assistance resources, Business.gov as an inter-agency portal of government information for businesses serves to "cross-sell" agency information by increasing businesses' access to DoL's resources, and also increasing access to other agencies' resources of which DoL's customers may not be aware.

DoL's stakeholders can potentially receive significant benefits from Business Gateway (BG). These benefits are outlined below. Through increased outreach, more constituents will be able to realize these benefits.

Business Gateway Article Quote:

"Business.gov continues to expand its offerings of resources and tools to help small businesses comply with Federal government regulations. Responding to feedback from its business community users, Business.gov has developed a tool that helps businesses determine their license and permit requirements."

—Winning Bids Magazine

- **Contact center savings:** Due to the use of Business.gov and Forms.gov a decrease in misdirected calls is expected resulting in cost savings for DoL.
- **Maintenance savings:** Business.gov's search technology will provide DoL with valuable user statistics and feedback, enabling it to simplify content management on its compliance assistance site.
- **Cost and time savings:** Businesses looking for DoL compliance regulations can save time and money by going to Business.gov. In FY 2008, 74 percent of Business.gov users who responded to the American Customer Satisfaction Index (ACSI) survey reported saving time at an average of nearly 10 hours per user, totaling 3,960,269 hours; 55 percent of survey respondents also reported saving money at an average of \$753 per user.
- **Increased forms management:** By making 253 forms available on Forms.gov, DoL saves agency time in forms management, and is expected to produce significant savings in paper and postage. DoL forms were accessed via Forms.gov 169,496 times in FY 2008.
- **Increased exposure:** Business.gov houses numerous DoL compliance links providing cross-agency effectiveness to American businesses. In FY 2008, Business.gov directed 51,042 visits to DoL sites.
- **Regulatory compliance:** The Business.gov website enables DoL to comply with the reporting requirement for the Small Business Paperwork Relief Act (SBPRA) and is also consistent with the Small Business Regulatory Enforcement Fairness Act of 1996 (SBREFA), which called on federal regulatory agencies to publish small business guides that assist small firms in complying with, and answer small businesses' inquiries about federal regulations.

Benefits provided by BG to Department of Labor agencies include:

- **Employment and Training Administration (ETA)** – BG furthers ETA’s mission by increasing awareness of relevant programs by providing access to numerous compliance links and 17 forms, including those related to the foreign labor certification program, the Worker Adjustment and Retraining Notification Act and Unemployment Insurance Programs.
- **Employee Benefits Security Administration (EBSA)** – BG currently links to the EBSA website, helping increase awareness of EBSA’s many compliance assistance resources and tools that help employers sponsoring health or pension plans navigate the complex employee benefits laws. These links will allow employers and others to find the resources that will encourage and facilitate compliance with the laws, the regulations, reporting forms, and other requirements affecting employee benefit plans.
- **Employment Standards Administration (ESA)** – ESA is a critical participant in the BG initiative because of its role in governing basic worker protections. BG provides access to ESA compliance assistance tools and resources, including 130 forms. These employment standards are essential to all businesses and include issues ranging from nondiscrimination requirements for federal contractors to child labor rules, the minimum wage, and family and medical leave.
- **Occupational Safety and Health Administration (OSHA)** – BG directs businesses to OSHA regulations, e-tools, training and guidance on worker safety via numerous compliance links and eight forms.
- **Mine Safety and Health Administration (MSHA)** – BG supports MSHA's mission by providing all in the mining industry easy access to compliance guides, e-tools and other resources through numerous compliance information links and 27 forms.

Government to Government Portfolio

Grants.gov (Managing Partner HHS)

The Grants.gov initiative benefits DoL and its grant programs (including those of the the Employment and Training Administration, the Occupational Safety and Health Administration, and the Mine Safety and Health Administration) by providing a single location to publish grant (funding) opportunities and application packages, and by providing a single site for the grants community to apply for grants using common forms, processes and systems. The utilization of Grants.gov eliminates the need for DoL to build and maintain a similar system of its own to service its grant constituents.

DoL uses government-wide forms 100 percent of the time for its application packages. As of September 2008 DoL had posted approximately 21 funding opportunities and 21 application packages on Grants.gov. In FY 2008 DoL received approximately 1,244 electronic applications from the grants community via Grants.gov.

Internal Efficiency and Effectiveness Portfolio

Integrated Acquisition Environment - Loans and Grants (Managing Partner GSA)

All agencies participating in the posting and/or awarding of Loans & Grants are required by the Federal Funding Accountability and Transparency Act (FFATA) to disclose award information on a publicly accessible website. Cross-government cooperation with OMB’s Integrated Acquisition Environment initiative allows agencies and contributing bureaus (including the Employment and Training Administration, Occupational Safety and Health Administration, Mine Safety and Health Administration, and the Bureau of Labor Statistics at DoL) to meet the requirements of the FFATA by assigning a unique identifier, determining corporate hierarchy, and validating and cleaning up incorrect or incomplete data. The FFATA enhances transparency of federal program performance information, funding, and loans & grants solicitation.

Lines of Business

Budget Formulation and Execution LoB (Managing Partner ED)

BFE LoB provides significant benefits to partner agencies by encouraging best practices across all aspects of federal budgeting – from budget formulation and execution to performance to collaboration to human capital needs.

To help agencies assess their budget systems requirements, BFE LoB created a decision matrix and recently evaluated nine budget systems against the matrix. DoL's efforts in systems requirements served as a basis for the BFE LoB decision matrix. DoL has been and continues to be a leader in federal budget automation. DoL's budget system, the Departmental E-Budgeting System, was one of the nine systems evaluated. This evaluation is available for all agencies to use and provides cost savings to agencies by eliminating the need for agencies to review this many systems individually. DoL may benefit from using this information to determine areas for improvements in its own budget system. In 2009, BFE LoB will research the possibilities for additional fee-for-service budget systems.

BFE LoB's "MAX Federal Community," a secure government-only collaborative website, provides significant benefits for collaboration across and within agencies, as well as knowledge management. It is used within the budget community, as well as other related communities such as Grants, Financial Management, Performance, E-Government, and more. DoL currently has 113 users registered for the MAX Federal Community. The MAX Community site is commonly used for sharing information, collaboratively drafting documents (including the direct-editing of documents posted on the site), supporting workgroups, submitting central reports, and much more. DoL also has the option to use BFE LoB's online meeting tool for DoL budget meetings. Enhancements to both tools will continue in 2009 as these technologies advance.

DoL may choose to use BFE LoB's "Touchpoints" document and budget execution process maps to improve its own agency interactions between budget execution and financial management. BFE LoB will continue to work toward more automated data exchange to improve data quality in these areas.

BFE LoB's Human Capital Federal Budget Core Competency Framework is a resource for DoL to use in strengthening recruitment, training, career development and retention of its internal workforce. BFE LoB plans to continue to expand this framework in 2009.

Financial Management LoB (Managing Partner GSA)

DoL will realize the following benefits through participation in FM LoB and usage of a FM Shared Service Provider (SSP):

- Cost Savings;
- Minimizing Risk: SSP customers will be able to minimize risk by implementing and using financial systems that are already operating with standard operating procedures;
- Avoiding Duplicate Operational Costs: Reducing redundant costs by using standard business processes and a common system software certified by the Financial System Integration Office in the General Services Administration; and
- Facilitating Best Practices/Standardization: Key tools such as a Request for Proposal framework and Service Level Agreement guides will be provided to DoL to help in the development of agency agreements with SSPs.

Geospatial LoB (Managing Partner DoI)

DoL and contributing bureaus (including the Bureau of Labor Statistics) look forward to Geospatial Line of Business benefits as new requirements and services for labor statistics are analyzed. Geospatial enablement of these labor statistics will provide for new multi-mission delivery across the federal sector

and to the public, which will in turn increase the use of this information and provide for efficient planning and investment for high priority requirements.

Geospatial LoB provides more immediate access to geospatial information that would lead to improved productivity, improved mission delivery, and increased service to citizens. Geospatially enabling traditional business data will improve business process efficiency, allow for geographically based work planning and investment processes, assist in infrastructure asset tracking, improve mission delivery, and promote use of business intelligence in the Department's decision support systems. The LoB is intended to establish methods for improved processes of doing business using geospatial information.

Grants Management LoB (Managing Partners HHS and NSF)

DoL manages 2,945 grant awards, equaling approximately \$8.5 billion annually. DoL anticipates the key benefit to its bureaus (including Employment and Training Administration, Occupational Safety and Health Administration, Mine Safety and Health Administration, Bureau of Labor Statistics, Veterans Employment Training Service, and Bureau of International Labor Affairs) will be having a centralized location to download applications, make awards, and track awards to closeout. Automated business processes available through Consortia will decrease agency reliance on manual and paper-based processing. Consortium lead agencies will spread operations and maintenance costs, and development, modernization, and enhancement costs across agencies, decreasing the burden that any one agency must bear and eliminating duplicative costs for operating multiple systems.

GM LoB will lead to a reduction in the number of systems of record for grants data across DoL and the government and the development of common reporting standards, improving DoL's ability to provide agency- and government-wide reports on grant activities and results. Migrating to a Consortium lead agency will help DoL comply with the Federal Financial Assistance Management Improvement Act of 1999 and the Federal Funding Accountability and Transparency Act of 2006.

Service to constituents will be improved through the standardization and streamlining of government-wide grants business processes. The public will receive time savings as a result of quicker notification and faster payments due to an automated system for grants processing. Furthermore, GM LoB will minimize complex and varying agency-specific requirements and increase grantee ease of use on federal grants management systems. Constituents will benefit as they will have fewer unique agency systems and processes to learn; grantees' ability to learn how to use the system will be improved and reliance on call center technical support will be reduced. Consortium lead agencies will also provide grantees with online access to standard post-award reports, decreasing the number of unique agency-specific reporting requirements.

Human Resources Management LoB (Managing Partner OPM) -

DoL benefits through its use of best-in-class HR services and systems provided by one of the approved service providers. DoL selected Department of Interior's National Business Center for payroll and personnel processing. Through its adoption of an approved service provider, DoL can achieve the benefits of "best-in-class" HR solutions and offer employees across the agency improved HR services without the costs of developing and maintaining its own HR systems. DoL's involvement in HR LoB allows the agency to utilize government-wide HR solutions, as well as access lessons learned and best practices developed by the task force and other agencies.

Human Resources Management Line of Business Highlight...

DoL selected DoI's National Business Center for payroll and personnel processing. Upon migration, DoL estimates lowering its cost from \$598 per year to \$258 per year for each of DoL's 15,000 employees, saving the Department over \$4 million a year.

Department of State

The E-Government initiatives serve citizens, businesses, and Federal and state government employees by delivering high quality services more efficiently at a lower price. Instead of expensive “stove-piped” operations, agencies work together to develop common solutions which achieve mission requirements at reduced cost, thereby making resources available for higher priority needs.

The Department of State (State) is providing funding in FY 2009 to the following E-Government Initiatives:		
<p>Government to Citizen Portfolio</p> <ul style="list-style-type: none"> Disaster Assistance Improvement Plan 	<p>Government to Business Portfolio</p> <ul style="list-style-type: none"> Business Gateway 	<p>Government to Government Portfolio</p> <ul style="list-style-type: none"> Grants.gov
<p>Internal Efficiency and Effectiveness Portfolio</p> <ul style="list-style-type: none"> E-Gov Travel Integrated Acquisition Environment - Loans and Grants 	<p>Lines of Business (LoB)</p> <ul style="list-style-type: none"> Budget Formulation and Execution LoB Financial Management LoB Geospatial LoB Grants Management LoB Human Resources Management LoB 	

Benefits realized through the use of these initiatives are as follows:

Government to Citizen Portfolio

Disaster Assistance Improvement Plan (Managing Partner DHS)

The Disaster Assistance Improvement Plan (DAIP) is a government-wide effort to improve the delivery of disaster assistance. The initiative includes member agencies which have active disaster assistance programs as well as those which do not. While some agencies are affected less than others in times of a disaster, all are affected in some way. It is imperative that all agencies work together to assist agencies and individuals in need of assistance.

While State provides emergency management for its employees and not for the public at large, it remains important that the department participates in the plan to implement DAIP. For some agencies this will help to ensure that their non-disaster assistance programs and services continue to reach disaster victims who may be displaced or are otherwise out of contact. For other agencies, participation in DAIP will reduce the burden on other federal agencies which routinely provide logistical help and other critical management or organizational support during disasters, rather than direct assistance to individuals. For all of these agencies, participation in DAIP provides a platform to offer application intake in the event that a form of assistance is authorized as a result of a disaster, as well as to offer a resource to individuals who inquire with the agency about disaster assistance.

The DAIP program office is continuing to work through quantifying and reporting on the benefits and cost savings or cost reductions for each member agency. Participating in DAIP will help State and component bureaus (including the Administration of Foreign Affairs) comply with Executive Order 13411, which mandates that disaster victims have prompt and efficient access to federal disaster assistance, as well as information regarding assistance available from government and private sector sources.

Government to Business Portfolio

Business Gateway (Managing Partner SBA)

By creating a single portal for business information, such as regulatory compliance information, Business Gateway (BG) directly benefits State's key stakeholders, U.S multinationals – all of which are subject to complex regulatory requirements across multiple agencies.

State's stakeholders can potentially receive significant benefits from BG. These benefits are outlined below. Through increased outreach, more constituents will be able to realize these benefits.

- **Cost and time savings:** Businesses looking for State compliance regulations can save time and money by going to Business.gov. In FY 2008, 74 percent of Business.gov users who responded to the American Customer Satisfaction Index (ACSI) survey reported saving time at an average of nearly 10 hours per user, totaling 3,960,269 hours; 55 percent of survey respondents also reported saving money at an average of \$753 per user.
- **Increased forms management:** By making 45 forms available on Forms.gov, State saves agency time in forms management, and is expected to produce significant savings in paper and postage. State forms were accessed via Forms.gov 48,476 times in FY 2008.
- **Increased exposure:** Business.gov houses numerous State compliance links providing cross-agency effectiveness to American businesses. In FY 2008, Business.gov directed 326 visits to State sites.
- **Regulatory compliance:** The Business.gov website enables State to comply with the reporting requirement for the Small Business Paperwork Relief Act (SBPRA) and is also consistent with the Small Business Regulatory Enforcement Fairness Act of 1996 (SBREFA), which called on federal regulatory agencies to publish small business guides that assist small firms in complying with, and answer small businesses' inquiries about federal regulations.

Benefits provided by BG to State Bureaus include:

- **Administration of Foreign Affairs** – BG furthers the Administration of Foreign Affairs' mission by increasing awareness of relevant programs by providing access to compliance links and federal forms.

Government to Government Portfolio

Grants.gov (Managing Partner HHS)

The initiative benefits State and its grant programs, including those provided by the Administration of Foreign Affairs, by providing a single location to publish grant (funding) opportunities and application packages, and by providing a single site for the grants community to apply for grants using common forms, processes and systems.

The utilization of Grants.gov eliminates the need for State to build and maintain a similar system of its own to service its grant constituents. State uses government-wide forms for 100 percent of its application packages. In FY 2008, State posted 69 funding opportunities and 84 application packages on Grants.gov and received 1,795 electronic applications from the grants community.

Internal Efficiency and Effectiveness Portfolio

E-Gov Travel (Managing Partner GSA)

State began migrating its travel services to Carlson Wagonlit Government Travel, one of the three designated E-Gov Travel Service (ETS) providers, in Q2 FY 2006. State and Administration of Foreign Affairs are realizing the following benefits:

- Increased cost savings associated with overall reduction in Travel Management Center transaction service fees;
- Improved strategic source pricing through cross-government purchasing agreements;
- Improved business process functionality as a result of streamlined travel policies and processes;
- Enhanced security and privacy controls for the protection of government and personal data; and
- Improved agency oversight and audit capabilities.

Through a combination of advantageous travel management center pricing and online booking engine (OBE) usage, State saved over \$1,000,000 in travel management service fees for reservations in FY 2008 when compared to pre-ETS pricing and online usage. By a reduction of traveler and manager time for planning, arranging, authorizing, approving and post-travel reimbursement processing, State realized in FY 2008 a cost avoidance of over \$165,000. Additionally, by using the ETS OBE, State is experiencing better policy compliance through improved pre-travel visibility of travel spending. This results in fewer issues similar to those identified by GAO in a recent report on premium class travel.

Integrated Acquisition Environment - Loans and Grants (Managing Partner GSA)

All agencies participating in the posting and/or awarding of Loans & Grants are required by the Federal Funding Accountability and Transparency Act (FFATA) to disclose award information on a publicly accessible website. Cross-government cooperation with OMB's Integrated Acquisition Environment initiative allows agencies and contributing bureaus (including the Administration of Foreign Affairs at State) to meet the requirements of the FFATA by assigning a unique identifier, determining corporate hierarchy, and validating and cleaning up incorrect or incomplete data. The FFATA enhances transparency of federal program performance information, funding, and loans & grants solicitation.

Lines of Business

Budget Formulation and Execution LoB (Managing Partner ED)

BFE LoB provides significant benefits to partner agencies by encouraging best practices across all aspects of federal budgeting – from budget formulation and execution to performance to collaboration to human capital needs.

To benefit all agencies, including State, BFE LoB continues to support Department of Treasury as the system owner in the advancement of the Budget Formulation and Execution Manager (BFEM), the first shared fee-for-service budget formulation system.

State adopted BFEM for its budget formulation process resulting in greater ease in collection of budget data and production of operating budget submissions. State retired the budget formulation portion of its legacy system, which was hugely dependent on costly contractor support for tasks that can be handled by users (or super-users) in BFEM.

To help agencies assess their budget systems requirements, BFE LoB created a decision matrix and recently evaluated nine budget systems against the matrix. This evaluation is available for all agencies to use and provides cost savings to agencies by eliminating the need for agencies to review this many systems individually. State and any components (including the Administration of Foreign Affairs) may

benefit from using this matrix in working with Treasury/BFEM to ensure that BFEM can meet the full range of customer needs. In 2009, BFE LoB will research the possibilities for additional fee-for-service budget systems. As an early adopter of a fee-for-service budget system, State will provide valuable input into this process.

BFE LoB's "MAX Federal Community," a secure government-only collaborative website, provides significant benefits for collaboration across and within agencies, as well as knowledge management. It is used within the budget community, as well as other related communities such as Grants, Financial Management, Performance, E-Government, and more. State currently has 311 users registered for the MAX Federal Community. The MAX Community site is commonly used for sharing information, collaboratively drafting documents (including the direct-editing of documents posted on the site), supporting workgroups, submitting central reports, and much more.

State may choose to use BFE LoB's "Touchpoints" document and budget execution process maps to improve its own agency interactions between budget execution and financial management. BFE LoB will continue to work toward more automated data exchange to improve data quality in these areas.

BFE LoB's Human Capital Federal Budget Core Competency Framework is a resource for State to use in its internal workforce planning initiatives. BFE LoB plans to continue to expand this framework in 2009.

Financial Management LoB (Managing Partner GSA)

State and component bureaus (including the Administration of Foreign Affairs) will realize the following benefits through participation in FM LoB and usage of a FM Shared Service Provider (SSP):

- Cost Savings;
- Minimizing Risk: SSP customers will be able to minimize risk by implementing and using financial systems that are already operating with standard operating procedures;
- Avoiding Duplicate Operational Costs: Reducing redundant costs by using standard business processes and a common system software certified by the Financial System Integration Office in the General Services Administration; and
- Facilitating Best Practices/Standardization: Key tools such as a Request for Proposal framework and Service Level Agreement guides will be provided to State to help in the development of agency agreements with SSPs.

State and the U.S. Agency International Development (USAID) are collaborating on financial systems and functions to improve service and save money. In November 2005, they combined operations staff, software and hardware costs, saving the government over \$20 million through the 10 year life of the project. In addition to operational savings and efficiencies, the software vendor that is providing financial management systems to both State and USAID has incorporated business practices common to the foreign affairs community into their baseline software, further avoiding costs.

Geospatial LoB (Managing Partner DoI)

State has responsibility for the international boundaries data layer outlined in OMB Circular A-16. State and contributing bureaus (including the Administration of Foreign Affairs) are looking forward to returns from the Geospatial Line of Business in terms of efficiency and synergy across both national and international mapping agencies. The Line of Business supports the Global Spatial Data Infrastructure and will provide improved data, services, and tools for dealing with natural disasters and other significant events that require timely geospatial information that extends beyond and across international borders.

Grants Management LoB (Managing Partners HHS and NSF)

State manages approximately 11,000 grant awards, equaling approximately \$4.5 billion annually. State anticipates the key benefit will be having a centralized location to download all applications, make awards, and track awards to closeout. State has partnered with the Department of Health and Human Services/Administration for Children and Families' (HHS/ACF) Consortium Center of Excellence, and plans to pilot a small grant operation in the second quarter of FY 2009. The need for an end-to-end electronic grants management system is driven by the needs of its posts and bureaus which have requested an automated process for assistance management. As State does not have a system, it is difficult to quantify the value of enterprise reporting on federal financial assistance. However, as a Department State's bureaus (including the Administration of Foreign Affairs), posts, and constituents will have higher quality reports and documents that will be more accurate and uniform both domestically and abroad. Department executives, Congress, and the President will have insight into the spending of funds on federal financial assistance. Without a department-wide management system, State would not be able to provide accurate data on where the money was spent or what results were achieved. State's partnership with the HHS/ACF Center of Excellence will allow the Department to use a system that will achieve all of today's unrealized goals.

State will benefit through improved customer access to grantees, a more efficient submission process, improved decision making, integrated financial management processes, improved efficiency of reporting procedures in order to increase usable information content, and optimized post-award and closeout actions. Furthermore, through the development of the GM LoB and the Consortium lead agencies, State expects to leverage subject matter expertise in grants management policies and procedures which would reduce its reliance on internal acquisitions of similar services. Both internal grantors at State and grantees benefit through a more effective and streamlined grants management process. For recipients, common application forms minimize the burden of the application process. Time usually spent looking up procedures and filling out redundant information can be better spent on grant-related work. For grant administrators, electronic processing of applications facilitates the review process, and enables agencies to make awards more efficiently. Also, by increasing the training capabilities and creating a better process within the agency, State expects to achieve a higher level of customer satisfaction with its grantee constituency throughout the entire grants management life cycle.

Human Resources Management LoB (Managing Partner OPM)

State and participating bureaus (including the Administration of Foreign Affairs) benefit through its use of best-in-class HR services and systems provided by one of the approved service providers. Through its adoption of an approved service provider, State can achieve the benefits of "best-in-class" HR solutions and offer employees across the agency improved HR services without the costs of developing and maintaining its own HR systems. State's involvement in HR LoB allows the agency to utilize government-wide HR solutions, as well as access lessons learned and best practices developed by the task force and other agencies.

U.S. Agency for International Development

The E-Government initiatives serve citizens, businesses, and Federal and state government employees by delivering high quality services more efficiently at a lower price. Instead of expensive “stove-piped” operations, agencies work together to develop common solutions which achieve mission requirements at reduced cost, thereby making resources available for higher priority needs.

The U.S. Agency for International Development (USAID) is providing funding in FY 2009 to the following E-Government Initiatives:	
Government to Government Portfolio	Lines of Business (LoB) <ul style="list-style-type: none"> ▪ Budget Formulation and Execution LoB ▪ Financial Management LoB ▪ Geospatial LoB ▪ Grants Management LoB ▪ Human Resources Management LoB
Internal Efficiency and Effectiveness Portfolio	
<ul style="list-style-type: none"> ▪ Grants.gov 	
<ul style="list-style-type: none"> ▪ Integrated Acquisition Environment - Loans and Grants 	

Benefits realized through the use of these initiatives are as follows:

Government to Government Portfolio

Grants.gov (Managing Partner HHS)

The initiative benefits USAID and its grant programs by providing a single location to publish grant (funding) opportunities and application packages, and by providing a single site for the grants community to apply for grants using common forms, processes, and systems.

USAID uses government-wide forms 100 percent of the time for its application packages. As of September 2008, USAID had posted approximately 132 funding opportunities and 114 application packages on Grants.gov and received 478 electronic applications from the grants community.

Internal Efficiency and Effectiveness Portfolio

Integrated Acquisition Environment - Loans and Grants (Managing Partner GSA)

All agencies participating in the posting and/or awarding of Loans & Grants are required by the Federal Funding Accountability and Transparency Act (FFATA) to disclose award information on a publicly accessible website. Cross-government cooperation with OMB’s Integrated Acquisition Environment initiative allows agencies to meet the requirements of the FFATA by assigning a unique identifier, determining corporate hierarchy, and validating and cleaning up incorrect or incomplete data. The FFATA enhances transparency of federal program performance information, funding, and loans & grants solicitation.

Lines of Business

Budget Formulation and Execution LoB (Managing Partner ED)

BFE LoB provides significant benefits to partner agencies by encouraging best practices across all aspects of federal budgeting – from budget formulation and execution to performance to collaboration to human capital needs.

To benefit all agencies, including USAID, BFE LoB continues to support Department of Treasury as the system owner in the advancement of the Budget Formulation and Execution Manager (BFEM), the first shared fee-for-service budget formulation system. With support from BFE LoB, Treasury/BFEM made available a new Performance Measure Manager (PMM) module in early 2008. This module allows users to automate the definition, collection, and reporting of all types of performance measures. In 2009, Treasury/BFEM plans to integrate PMM with OMB's Program Assessment Rating Tool system and begin work on automating the transfer of apportionment data from BFEM to OMB's MAX system.

USAID purchased BFEM for its budget formulation process resulting in greater ease in collection of budget data and production of budget submissions. USAID avoided the costs of procuring and setting up a custom system by participating in a shared service system sponsored by BFE LoB. The BFEM formulation system services USAID and continues as an option for USAID's performance measurement system needs.

To help agencies assess their budget systems requirements, BFE LoB created a decision matrix and recently evaluated nine budget systems against the matrix. This evaluation is available for all agencies to use and provides cost savings to agencies by eliminating the need for agencies to review this many systems individually. USAID may benefit from using this matrix in working with Treasury/BFEM to ensure that BFEM can meet the full range of customer needs. In 2009, BFE LoB will research the possibilities for additional fee-for-service budget systems. As an early adopter of a fee-for-service budget system, USAID will provide valuable input into this process.

BFE LoB's "MAX Federal Community," a secure government-only collaborative website, provides significant benefits for collaboration across and within agencies, as well as knowledge management. It is used within the budget community, as well as other related communities such as Grants, Financial Management, Performance, E-Government, and more. USAID currently has 175 users registered for the MAX Federal Community. The MAX Community site is commonly used for sharing information, collaboratively drafting documents (including the direct-editing of documents posted on the site), supporting workgroups, submitting central reports, and much more. USAID also has the option to use BFE LoB's online meeting tool for USAID budget meetings. Enhancements to both tools will continue in 2009 as these technologies advance.

USAID may choose to use BFE LoB's "Touchpoints" document and budget execution process maps to improve its own agency interactions between budget execution and financial management. BFE LoB will continue to work toward more automated data exchange to improve data quality in these areas.

BFE LoB's Human Capital Federal Budget Core Competency Framework is a resource for USAID to use in its internal workforce planning initiatives. BFE LoB plans to continue to expand this framework in 2009.

Financial Management LoB (Managing Partner GSA)

USAID will realize the following benefits through participation in FM LoB and usage of a FM Shared Service Provider (SSP):

- Cost Savings;
- Minimizing Risk: SSP customers will be able to minimize risk by implementing and using financial systems that are already operating with standard operating procedures;
- Avoiding Duplicate Operational Costs: Reducing redundant costs by using standard business processes and a common system software certified by the Financial System Integration Office in the General Services Administration; and
- Facilitating Best Practices/Standardization: Key tools such as a Request for Proposal framework and Service Level Agreement guides will be provided to USAID to help in the development of agency agreements with SSPs.

The Department of State and USAID are collaborating on financial systems and functions to improve service and save money. In November 2005, they combined operations staff, software and hardware costs, saving the government over \$20 million over the 10 year life of the project. In addition to operational savings and efficiencies, the software vendor that is providing financial management systems to both USAID and State has incorporated business practices common to the foreign affairs community into their baseline software, further avoiding costs. USAID benefits from free use of State's enterprise software license for USAID's overseas users, as well as benefiting from reduced labor rates for vendor support under the State umbrella contract.

Geospatial LoB (Managing Partner DoI)

USAID is looking forward to the returns on investments from the Geospatial LoB with regard to the efficiency and synergy across the government. Geospatial LoB provides more immediate access to geospatial information that would lead to improved productivity, improved mission delivery, and increased service to citizens. Geospatially enabling traditional business data will improve business process efficiency, allow for geographically based work planning and investment processes, assist in infrastructure asset tracking, improve mission delivery, and promote use of business intelligence in the agency's decision support systems. The LoB is intended to establish methods for improved processes of doing business using geospatial information.

Grants Management LoB (Managing Partners HHS and NSF)

With approval from the Office of Management and Budget (OMB), USAID proceeded with its Global Acquisition and Assistance System (GLAAS), which extended CompuSearch PRISM, the current contracts management system, to include the management of its assistance agreements. The approval process for using GLAAS consisted of USAID evaluating the Consortium Lead solutions as well as analyzing and documenting the functionality and benefits of GLAAS for OMB.

USAID was granted temporary approval to continue using GLAAS because it demonstrated that it is an efficient and cost effective solution that aligns with the goals of GM LoB. This solution provides management of the agency's contracts, grants and cooperative agreements, and provides synchronization of vendor and financial data through integration with Phoenix, the Agency's financial management system.

As part of GM LoB, USAID will also participate in a COTS working group. The purpose of this group is to provide agencies with a forum to share best practices around their COTS system and coordinate requirements with their shared vendor.

Human Resources Management LoB (Managing Partner OPM)

USAID benefits through its use of best-in-class HR services and systems provided by one of the approved service providers, the Department of Agriculture's National Finance Center. Through its adoption of an approved service provider, USAID can achieve the benefits of "best-in-class" HR solutions without the costs of developing and maintaining its own HR systems. Employees across the agency benefit from improved HR services. USAID's involvement in HR LoB allows the agency to utilize government-wide HR solutions, as well as access lessons learned and best practices developed by the task force and other agencies.

Department of Transportation

The E-Government initiatives serve citizens, businesses, and Federal and state government employees by delivering high quality services more efficiently at a lower price. Instead of expensive “stove-piped” operations, agencies work together to develop common solutions which achieve mission requirements at reduced cost, thereby making resources available for higher priority needs.

The Department of Transportation (DoT) is providing funding in FY 2009 to the following E-Government Initiatives:		
Government to Citizen Portfolio <ul style="list-style-type: none"> Disaster Assistance Improvement Plan 	Government to Business Portfolio <ul style="list-style-type: none"> Business Gateway 	Government to Government Portfolio <ul style="list-style-type: none"> Grants.gov
Internal Efficiency and Effectiveness Portfolio <ul style="list-style-type: none"> Integrated Acquisition Environment - Loans and Grants 	Lines of Business (LoB) <ul style="list-style-type: none"> Budget Formulation and Execution LoB Financial Management LoB Geospatial LoB Grants Management LoB Human Resources Management LoB 	

Benefits realized through the use of these initiatives are as follows:

Government to Citizen Portfolio

Disaster Assistance Improvement Plan (Managing Partner DHS)

The Disaster Assistance Improvement Plan (DAIP) is a government-wide effort to improve the delivery of disaster assistance. The initiative includes member agencies which have active disaster assistance programs as well as those which do not. While some agencies are affected less than others in times of a disaster, all are affected in some way. It is imperative that all agencies work together to assist agencies and individuals in need of assistance.

While DAIP has not yet identified any disaster assistance programs within DoT, it remains important that the department participates in the plan to implement DAIP. For some agencies this will help to ensure that their non-disaster assistance programs and services continue to reach disaster victims who may be displaced or are otherwise out of contact. For other agencies, participation in DAIP will reduce the burden on other federal agencies which routinely provide logistical help and other critical management or organizational support during disasters, rather than direct assistance to individuals. For all of these agencies, participation in DAIP provides a platform to offer application intake in the event that a form of assistance is authorized as a result of a disaster, as well as to offer a resource to individuals who inquire with the agency about disaster assistance.

The DAIP program office is continuing to work through quantifying and reporting on the benefits and cost savings or cost reductions for each member agency. Participating in DAIP will help DoT and component bureaus (including the Office of the Secretary, Federal Aviation Administration, Federal Highway Administration, Federal Motor Carrier Safety Administration, National Highway Traffic Safety Administration, Federal Railroad Administration, Federal Transit Administration, Pipeline and Hazardous Materials Safety Administration, Research and Innovative Technology Administration, Office of Inspector General, and the Maritime Administration) comply with Executive Order 13411, which mandates that

disaster victims have prompt and efficient access to federal disaster assistance, as well as information regarding assistance available from government and private sector sources.

Government to Business Portfolio

Business Gateway (Managing Partner SBA)

By creating a single portal for business information, such as regulatory compliance information, Business Gateway directly benefits DoT's stakeholders, including airlines, motor carrier operators and suppliers, railroad operators and certifiers, and cargo vessel operators – many of which are subject to complex regulatory requirements across multiple agencies.

DoT's stakeholders can potentially receive significant benefits from Business Gateway. These benefits are outlined below.

- **Contact center savings:** Due to the use of Business.gov and Forms.gov a decrease in misdirected calls results in cost savings for DoT.
- **Maintenance savings:** Business.gov's search technology provides DoT with valuable user statistics and feedback, enabling it to simplify content management on its business compliance site.
- **Cost and time savings:** Businesses looking for DoT compliance regulations can save time and money by going to Business.gov. In FY 2008, 74 percent of Business.gov users who responded to the American Customer Satisfaction Index (ACSI) survey reported saving time at an average of nearly 10 hours per user, totaling 3,960,269 hours; 55 percent of survey respondents also reported saving money at an average of \$753 per user.
- **Increased forms management:** By making 167 forms available on Forms.gov, DoT saves agency time in forms management, and produces significant savings in paper and postage. DoT forms were accessed via Forms.gov 109,485 times in FY 2008.
- **Increased exposure:** Business.gov includes numerous compliance links for DoT providing cross-agency effectiveness to American businesses. In FY 2008, Business.gov directed 9,714 visits to DoT sites.
- **Reduced burden on field offices:** By directing compliance-related inquiries to Business.gov, agencies with field offices saved training and staff-time dollars.
- **Regulatory compliance:** The Business.gov website enables DoT to comply with the reporting requirement for the Small Business Paperwork Relief Act (SBPRA) and is also consistent with the Small Business Regulatory Enforcement Fairness Act of 1996 (SBREFA), which called on federal regulatory agencies to publish small business guides that assist small firms in complying with, and answer small businesses' inquiries about federal regulations.
- **Data harmonization:** Business Gateway is in a unique position to support data harmonization efforts indirectly through its content partnerships with various government agencies. DoT has the opportunity to identify and realize data harmonization benefits in many areas, such as Federal Motor Carrier Safety Administration.

Business Gateway Constituent Quote...

"Business.gov is the perfect resource for me. I'm growing one business and starting another. This website works on two different levels, providing the direct connections I want for my on-going business needs and the basic start-up support I need for launching my new business. Business.gov is like having a silent partner on line."

– Small Business Owner

Through increased outreach, more constituents will be able to realize these benefits.

Benefits provided by Business Gateway to DoT bureaus include:

- **Office of the Secretary of Transportation/Office of Aviation and International Affairs (OST/OAIA)** – Business.gov provides an informative and time-saving resource for the public and the aviation industry to gain access to materials central to the aviation regulatory process.
- **Office of the Secretary of Transportation/Office of Drug & Alcohol Policy & Compliance (OST/ODAPC)** – The Business Gateway portal will provide a point of access to the drug and alcohol testing rules and regulations established by DoT.
- **Office of the Secretary of Transportation/Office of Small and Disadvantaged Business Utilization Small Business Transportation Resource Center (OSDBU)** – The Business.gov portal provides a one-stop shop for the services provided by DoT's OSDBU.
- **National Highway Traffic Safety Administration (NHTSA)** – Business Gateway's portal provides a point of access to the rules and regulations imposed by the NHTSA as required by manufacturers and businesses, including 13 forms.
- **Federal Railroad Administration (FRA)** – Business Gateway provides access to rules and regulations imposed by the FRA, including 51 forms.
- **Maritime Administration (MARAD)** – Business.gov provides information about programs highlighted by MARAD such as the Ship Operations Cooperative Program (SOCP), including numerous compliance links and 8 forms.
- **Federal Aviation Administration (FAA)** – Business Gateway provides access to numerous compliance links and 57 forms for the FAA Small Business Office (SBO).
- **Federal Highway Administration (FHWA)** – Business Gateway assists the Federal Lands Highway program by supporting the small and medium-sized businesses that conduct engineering studies, perform bridge inspections, pave roads, and construct facilities. This includes 10 forms.
- **Pipeline and Hazardous Materials Safety Administration (PHMSA)** – Business.gov provides contracted businesses with greater access to information about PHMSA compliance regulations, such as how to file incident reports. Business Gateway provides access to 6 forms.
- **Federal Motor Carrier Safety Administration (MCSA)** – Business Gateway provides access to numerous FMCSA compliance including 19 forms.
- **Research and Innovative Technology Administration (RITA)** – Business Gateway augments RITA's mission of partnering with small businesses to develop new technologies (www.volpe.dot.gov/sbir) by helping these companies comply with federal law and have greater access to the forms they require.

Government to Government Portfolio

Grants.gov (Managing Partner HHS)

The Grants.gov initiative benefits DoT and its component organizations, including the Federal Aviation Administration, Federal Highway Administration, Federal Motor Carrier Safety Administration, Federal Railroad Administration, Federal Transit Administration, Maritime Administration, National Highway Traffic Safety Administration, Office of the Secretary, Pipeline and Hazardous Material Safety Administration, Research and Innovative Technology Administration, Saint Lawrence Seaway Development Corporation, Office of Inspector General, and the Surface Transportation Board, by providing a single location to publish grant (funding) opportunities and application packages. Additionally, it provides a single site for the grants community to apply for grants using common forms, processes and systems. DoT derives its largest source of benefits from Grants.gov by not having to develop its own system for collecting electronic grant applications for paper-based discretionary grant programs.

In FY 2008, DoT received 2,040 electronic applications from the grants community via Grants.gov, with 57 total application packages posted. New discretionary grant programs in FY 2008 were able to use Grants.gov rather than having to modify DoT software systems to accept pre-award data collection.

Across DoT, Grants.gov has helped the Department standardize grant data items and procedures. Grants.gov has helped to improve accountability, reporting and to prepare for future GM LoB planning.

Internal Efficiency and Effectiveness Portfolio

Integrated Acquisition Environment - Loans and Grants (Managing Partner GSA)

All agencies participating in the posting and/or awarding of Loans & Grants are required by the Federal Funding Accountability and Transparency Act (FFATA) to disclose award information on a publicly accessible website. Cross-government cooperation with OMB's Integrated Acquisition Environment initiative allows agencies and contributing bureaus (including the Office of the Secretary, Federal Aviation Administration, Federal Highway Administration, Federal Motor Carrier Safety Administration, National Highway Traffic Safety Administration, Federal Railroad Administration, Federal Transit Administration, Saint Lawrence Seaway Development Corporation, Pipeline and Hazardous Materials Safety Administration, Research and Innovative Technology Administration, and the Maritime Administration at DoT) to meet the requirements of the FFATA by assigning a unique identifier, determining corporate hierarchy, and validating and cleaning up incorrect or incomplete data. The FFATA enhances transparency of federal program performance information, funding, and loans & grants solicitation.

Lines of Business

Budget Formulation and Execution LoB (Managing Partner ED)

BFE LoB provides significant benefits to partner agencies by encouraging best practices across all aspects of federal budgeting – from budget formulation and execution to performance to collaboration to human capital needs.

To benefit all agencies, including DoT, BFE LoB continues to support Department of Treasury as the system owner in the advancement of the Budget Formulation and Execution Manager (BFEM), the first shared fee-for-service budget formulation system. With support from BFE LoB, Treasury/BFEM made available a new Performance Measure Manager (PMM) module in early 2008. This module allows users to automate the definition, collection, and reporting of all types of performance measures. In 2009, Treasury/BFEM plans to integrate PMM with OMB's Program Assessment Rating Tool system and begin work on automating the transfer of apportionment data from BFEM to OMB's MAX system.

DoT purchased BFEM for its budget formulation process resulting in greater ease in collection of budget data and production of budget submissions. DoT avoided the costs of procuring and setting up a custom system by participating in a shared service system sponsored by BFE LoB. The BFEM formulation system services main DoT and it also continues as an option for any DoT component (including the Office of the Secretary; Federal Aviation Administration; Federal Highway Administration; Federal Motor Carrier Safety Administration; National Highway Traffic Safety Administration; Federal Railroad Administration; Federal Transit Administration; Saint Lawrence Seaway Development Corporation; Pipeline and Hazardous Materials Safety Administration; Research and Innovative Technology Administration; Office of Inspector General; Surface Transportation Board; and Maritime Administration) that is in need of a budget formulation or performance measurement system.

To help agencies assess their budget systems requirements, BFE LoB created a decision matrix and recently evaluated nine budget systems against the matrix. This evaluation is available for all agencies to use and provides cost savings to agencies by eliminating the need for agencies to review this many systems individually. DoT may benefit from using this matrix in working with Treasury/BFEM to ensure that BFEM can meet the full range of customer needs. In 2009, BFE LoB will research the possibilities for

additional fee-for-service budget systems. As an early adopter of a fee-for-service budget system, DoT will provide valuable input into this process.

BFE LoB's "MAX Federal Community," a secure government-only collaborative website, provides significant benefits for collaboration across and within agencies, as well as knowledge management. It is used within the budget community, as well as other related communities such as Grants, Financial Management, Performance, E-Government, and more. DoT currently has 412 users registered for the MAX Federal Community. The MAX Community site is commonly used for sharing information, collaboratively drafting documents (including the direct-editing of documents posted on the site), supporting workgroups, submitting central reports, and much more. DoT also has the option to use BFE LoB's online meeting tool for DoT budget meetings. Enhancements to both tools will continue in 2009 as these technologies advance.

DoT may choose to use BFE LoB's "Touchpoints" document and budget execution process maps to improve its own agency interactions between budget execution and financial management. BFE LoB will continue to work toward more automated data exchange to improve data quality in these areas.

BFE LoB's Human Capital Federal Budget Core Competency Framework is a resource for DoT to use in its internal workforce planning initiatives. BFE LoB plans to continue to expand this framework in 2009.

Financial Management LoB (Managing Partner GSA)

FM LoB enables DoT and component bureaus (including the Office of the Secretary, Federal Aviation Administration, Federal Highway Administration, Federal Motor Carrier Safety Administration, National Highway Traffic Safety Administration, Federal Railroad Administration, Federal Transit Administration, Pipeline and Hazardous Materials Safety Administration, Research and Innovative Technology Administration, Office of Inspector General, Surface Transportation Board, and the Maritime Administration) to leverage their information technology and financial processing expertise to provide services to additional federal agencies. DoT's Enterprise Services Center hosts financial systems and business operations for Department of Transportation's 14 bureaus, over four external branch agencies, boards, and commissions, and one legislative branch agency. As DoT's customer base continues to grow, the agency can create economies of scale and use the growth to gain leverage with the financial management software vendor community. DoT will be able to contribute to the cost savings that will be recognized through the reduction of redundant costs. This is the result of using standard business processes and a common system configuration promoted by FM LoB.

Geospatial LoB (Managing Partner DoI)

DoT is a major Federal producer and distributor of metadata and transportation geospatial data. Transportation data from the Bureau of Transportation Statistics and Federal Aviation Administration are used to model the geographic locations, interconnectedness, and characteristics of the transportation system within the United States that consists of both physical and non-physical components. Many other federal agencies, state and local governments, academia, and the private sector also collect and maintain transportation geospatial data. DoT anticipate potential cost savings through enhanced identification of and engagement with these other organizations, which will accrue with implementation of the common solutions identified in the business case developed for the line of business.

All operating administrations within DoT understand the need to have enhanced governance to ensure that their missions are met by leveraging all parts of the geospatial community. Coordinating requirements analysis will allow the Department to leverage activities across agencies as they continue to explore ways to develop support and promote safety in the development of national and local transportation systems. All DoT bureaus (including the Federal Highway Administration, Federal Motor Carrier Safety Administration, National Highway Traffic Safety Administration, Federal Railroad Administration, Pipeline and Hazardous Materials Safety Administration, and the Research and Innovative

Technology Administration) will benefit from the use of best practices and open standards to provide for shared and reusable geospatial assets.

Grants Management LoB (Managing Partners HHS and NSF)

DoT manages 92,538 grant awards equaling approximately \$80 billion in awards annually, and is the second largest federal grant-making agency. DoT anticipates the key benefit to its bureaus (including Office of the Secretary (OST), Federal Aviation Administration, Federal Highway Administration, Federal Motor Carrier Safety Administration, National Highway Traffic Safety Administration, Federal Railroad Administration, Federal Transit Administration, Saint Lawrence Seaway Development Corporation, Pipeline and Hazardous Materials Safety Administration, Research and Innovative Technology Administration, Office of Inspector General, Surface Transportation Board, and Maritime Administration) will be having a centralized location to download all applications, make awards, and track awards to closeout. Automated business processes available through Consortia will decrease agency reliance on manual and paper-based processing. Consortium lead agencies will spread operations and maintenance costs, and development, modernization, and enhancement costs across agencies, decreasing the burden that any one agency must bear. In 2006 due to the GM LoB initiative, DoT analyzed internal grant systems and programs; analyzed and documented core grant data items; helped facilitate grant system and program information exchange among DoT bureaus; identified DoT manual paper grant processes; began documenting and standardizing paper processes to prepare for automation; and started identifying systems for decommissioning.

As DoT's analysis of consolidation opportunities continues, GM LoB's efforts are expected to lead to a reduction in the number of systems of record for grants data across DoT and the government. The development of common reporting standards will improve DoT's ability to provide agency- and government-wide reports on grant activities and results. Continuing Department efforts will help DoT comply with the Federal Financial Assistance Management Improvement Act of 1999 and the Federal Funding Accountability and Transparency Act of 2006, while DoT's future eGrants strategy associated with current GM LoB efforts will meet long term objectives.

Service to constituents will be improved through the standardization and streamlining of government-wide grants business processes. The public will receive time savings as a result of quicker notification and faster payments due to an automated system for grants processing. Furthermore, GM LoB will minimize complex and varying agency-specific requirements and increase grantee ease of use on federal grants management systems. Constituents will benefit as they will have fewer unique agency systems and processes to learn; grantees' ability to learn how to use the system will be improved and reliance on call center technical support will be reduced. Consortium lead agencies will also provide grantees with online access to standard post-award reports, decreasing the number of unique agency-specific reporting requirements.

Human Resources Management LoB (Managing Partner OPM)

DoT benefits through its use of best-in-class HR services and systems provided by one of the approved service providers, the Department of Interior's National Business Center. During FY 2006, the Federal Aviation Administration completed DoT's migration to the National Business Center. Through its adoption of an approved service provider, DoT and participating bureaus (including the Office of the Secretary, Federal Highway Administration, Federal Motor Carrier Safety Administration, National Highway Traffic Safety Administration, Federal Railroad Administration, Federal Transit Administration, Saint Lawrence Seaway Development Corporation, Pipeline and Hazardous Materials Safety Administration, Research and Innovative Technology Administration, Office of Inspector General, Surface Transportation Board, and the Maritime Administration) can benefit from "best-in-class" HR solutions and offer DoT employees improved HR services without the costs of developing and maintaining their own HR systems. DoT's involvement in HR LoB allows the agency to utilize government-wide HR solutions, as well as access lessons learned and best practices developed by the task force and other agencies.

Department of the Treasury

The E-Government initiatives serve citizens, businesses, and Federal and state government employees by delivering high quality services more efficiently at a lower price. Instead of expensive “stove-piped” operations, agencies work together to develop common solutions which achieve mission requirements at reduced cost, thereby making resources available for higher priority needs.

The Department of the Treasury (Treasury) is providing funding in FY 2009 to the following E-Government Initiatives:		
Government to Citizen Portfolio <ul style="list-style-type: none"> ▪ Disaster Assistance Improvement Plan ▪ IRS Free File 	Government to Business Portfolio <ul style="list-style-type: none"> ▪ Business Gateway ▪ Expanding Electronic Tax Products for Businesses 	Government to Government Portfolio <ul style="list-style-type: none"> ▪ Grants.gov
Internal Efficiency and Effectiveness Portfolio <ul style="list-style-type: none"> ▪ Integrated Acquisition Environment - Loans and Grants 	Lines of Business (LoB) <ul style="list-style-type: none"> ▪ Budget Formulation and Execution LoB ▪ Financial Management LoB ▪ Geospatial LoB ▪ Grants Management LoB ▪ Human Resources Management LoB 	

Benefits realized through the use of these initiatives are as follows:

Government to Citizen Portfolio

Disaster Assistance Improvement Plan (Managing Partner DHS)

The Disaster Assistance Improvement Plan (DAIP) is a government-wide effort to improve the delivery of disaster assistance all across the Federal government. The initiative includes member agencies which have active disaster assistance programs as well as those which do not. While some partner agencies are affected less than others in times of a disaster, all are affected in some way.

Treasury was identified by DAIP as providing assistance that is valuable to disaster victims. It supports non-disaster assistance programs and services which reach disaster victims who may be displaced or are otherwise out of contact. Participation in DAIP helps to reduce the burden on other federal agencies which routinely provide logistical help and other critical management or organizational support during disasters.

In its first year of operation, the DAIP team identified the following Forms of Assistance (FOA) within Treasury:

- Category 4 – Agencies that can leverage data collected from disaster victims or can provide additional data/validations:
 - “Go Direct” Direct Deposit Enrollment (Department of the Treasury)
- Category 5 – Forms of assistance providing information and agency resources that may be of interest to disaster victims:
 - Disaster Assistance Tax Information (Internal Revenue Service)
 - Savings Bond Redemption and Replacement (Bureau of Public Debt)

An independent FOA Validation Study is currently underway for the Department to ensure a consistent, replicable process for the establishment of a baseline as well as assessing all agency FOAs for inclusion in DAIP.

Internal Revenue Service Free File (Managing Partner Treasury)

IRS' mission is to provide America's taxpayers top quality service by helping them understand and meet their tax responsibilities. The Free File initiative helps IRS meet this mission by creating a single point of access to free online preparation and electronic tax filing services, which reduces burden and costs to taxpayers. For the 2007 tax year, IRS reached out to 70 percent of the tax filing public and received 4.77 million e-filed tax returns through Free File services, representing a cost-savings to the government of approximately \$11.3 million. Since inception in 2003, IRS Free File has generated over 24 million returns and allowed the U.S. government to realize cost savings of \$56.8 million.

Government to Business Portfolio

Business Gateway (Managing Partner SBA)

By creating a single portal for business information, such as regulatory compliance information Business Gateway directly benefits Treasury's stakeholders, including American businesses of all kinds – virtually all of which are subject to complex regulatory requirements across multiple agencies.

Treasury's stakeholders can potentially receive significant benefits from Business Gateway. These benefits are outlined below. Through increased outreach, more constituents will be able to realize these benefits.

- **Maintenance savings:** Business.gov's search technology will provide Treasury with valuable user statistics and feedback, enabling it to simplify content management on its business compliance site.
- **Cost and time savings:** Businesses looking for Treasury compliance regulations can save time and money by going to Business.gov. In FY 2008, 74 percent of Business.gov users who responded to the American Customer Satisfaction Index (ACSI) survey reported saving time at an average of nearly 10 hours per user, totaling 3,960,269 hours; 55 percent of survey respondents also reported saving money at an average of \$753 per user.
- **Increased forms management:** By making 1,023 forms available on Forms.gov, Treasury saves agency time in forms management, and is expected to produce significant savings in paper and postage. Treasury forms were accessed via Forms.gov 2,389,269 times in FY 2008.
- **Increased exposure:** Business.gov houses numerous compliance links providing cross-agency effectiveness to American businesses. In FY 2008, Business.gov directed 98,767 visits to Treasury sites.
- **Reduced burden on field offices:** By directing compliance-related inquiries to Business.gov, agencies with field offices will save training and staff-time dollars.
- **Regulatory compliance:** The Business.gov website enables Treasury to comply with the reporting requirement for the Small Business Paperwork Relief Act (SBPRA) and is also consistent with the Small Business Regulatory Enforcement Fairness Act of 1996 (SBREFA), which called on federal regulatory agencies to publish small business guides that assist small firms in complying with, and answer small businesses' inquiries about federal regulations.

Business Gateway Article Quote:

"Business.gov continues to expand its offerings of resources and tools to help small businesses comply with Federal government regulations. Responding to feedback from its business community users, Business.gov has developed a tool that helps businesses determine their license and permit requirements."

– Winning Bids Magazine

- **Data harmonization:** Business Gateway is in a unique position to support data harmonization efforts indirectly through its content partnerships with various government agencies. Treasury has the opportunity to identify and realize data harmonization benefits in many areas, such as international business regulation.

Expanding Electronic Tax Products for Businesses (Managing Partner Treasury)

The Expanding Electronic Tax Products for Businesses (EETPB) initiative has been included as a component of Modernized e-File, a larger Treasury investment run out of the Internal Revenue Service (IRS). The mission of IRS is to provide America's taxpayers top quality service by helping them understand and meet their tax responsibilities, and by applying the tax law with integrity and fairness to all. The EETPB initiative helps IRS meet this mission by reducing the tax-reporting burden on businesses while improving the efficiency and effectiveness of government operations.

Government to Government Portfolio

Grants.gov (Managing Partner HHS)

Grants.gov benefits Treasury by providing a single location for citizens to find and apply for Treasury Department grant (funding) opportunities. Treasury has three grant-making programs: IRS Low Income Taxpayer Clinic, IRS Tax Counseling for the Elderly, and Community Development Financial Institutions (CDFI) Fund. The Department of the Treasury is meeting its targeted goals regarding posting of grant opportunities and applications on the Grants.gov portal. Treasury has posted seven funding opportunities and six application packages on Grants.gov. Treasury received 512 electronic applications in FY 2008.

Internal Efficiency and Effectiveness Portfolio

Integrated Acquisition Environment - Loans and Grants (Managing Partner GSA)

All agencies participating in the posting and/or awarding of Loans & Grants are required by the Federal Funding Accountability and Transparency Act (FFATA) to disclose award information on a publicly accessible website. Cross-government cooperation with OMB's Integrated Acquisition Environment initiative allows agencies to meet the requirements of the FFATA by assigning a unique identifier, determining corporate hierarchy, and validating and cleaning up incorrect or incomplete data. The FFATA enhances transparency of federal program performance information, funding, and loans & grants solicitation.

Lines of Business

Budget Formulation and Execution LoB (Managing Partner ED)

BFE LoB provides significant benefits to partner agencies by encouraging best practices across all aspects of federal budgeting – from budget formulation and execution to performance to collaboration to human capital needs.

To benefit all agencies, BFE LoB, in conjunction with Department of Treasury as the system owner, continues to support the advancement of the Budget Formulation and Execution Manager (BFEM), the first shared fee-for-service budget formulation system. With support from BFE LoB, Treasury/BFEM made available a new Performance Measure Manager (PMM) module in early 2008. This module allows users to automate the definition, collection, and reporting of all types of performance measures. In 2009, Treasury/BFEM plans to integrate PMM with OMB's Program Assessment Rating Tool system and begin work on automating the transfer of apportionment data from BFEM to OMB's MAX system. This effort has a direct benefit for the Treasury Department since it spreads the cost of all BFEM development work. By creating a pool of funds contributed to by a wide range of agencies, the Treasury Department no longer has to fund BFEM development itself and can share those costs and benefits with other agencies.

To help agencies assess their budget systems requirements, BFE LoB created a decision matrix and recently evaluated nine budget systems against the matrix. BFEM was one of the nine systems evaluated. This evaluation is available for all agencies to use and provides cost savings to agencies by eliminating the need for agencies to review this many systems individually. Treasury/BFEM may benefit from using this information to determine areas for improvements in the BFEM budget system. In 2009, BFE LoB will research the possibilities for additional fee-for-service budget systems.

BFE LoB's "MAX Federal Community," a secure government-only collaborative website, provides significant benefits for collaboration across and within agencies, as well as knowledge management. It is used within the budget community, as well as other related communities such as Grants, Financial Management, Performance, E-Government, and more. Treasury currently has 429 users registered for the MAX Federal Community. The MAX Community site is commonly used for sharing information, collaboratively drafting documents (including the direct-editing of documents posted on the site), supporting workgroups, submitting central reports, and much more. Treasury also has the option to use BFE LoB's online meeting tool for Treasury budget meetings. Enhancements to both tools will continue in 2009 as these technologies advance.

Treasury may choose to use BFE LoB's "Touchpoints" document and budget execution process maps to improve its own agency interactions between budget execution and financial management. BFE LoB will continue to work toward more automated data exchange to improve data quality in these areas.

BFE LoB's Human Capital Federal Budget Core Competency Framework is a resource for Treasury to use in its internal workforce planning initiatives. BFE LoB plans to continue to expand this framework in 2009.

Financial Management LoB (Managing Partner GSA)

FM LoB enables Treasury to better leverage its information technology and financial processing expertise to provide services to additional federal agencies. Treasury's Bureau of Public Debt Administrative Resource Center hosts financial systems and business operations for 25 external executive branch agencies, boards, and commissions, and 12 franchise fund customers. As Treasury's customer base continues to grow, the agency can create economies of scale and use the growth to gain leverage with the financial management software vendor community. Treasury will be able to contribute to the cost savings that will be recognized through the reduction of redundant costs. This is the result of using standard business processes and a common system configuration promoted by FM LoB.

Geospatial LoB (Managing Partner DoI)

Treasury is entrusted with a broad range of duties and functions. In addition to monetary functions such as budgets, taxes, and currency production and circulation, Treasury also oversees critical functions in enforcement, economic policy development, and international treaty negotiation. Geospatial LoB provides more immediate access to geospatial information that would lead to improved productivity, improved mission delivery, and increased service to citizens. Geospatially enabling traditional business data will improve business process efficiency, allow for geographically based work planning and investment processes, assist in infrastructure asset tracking, improve mission delivery, and promote use of business intelligence in decision support systems.

Grants Management LoB (Managing Partners HHS and NSF)

Treasury manages 376 grant awards equaling approximately \$60 million annually. Treasury anticipates the key benefit will be having a centralized location to download all applications, make awards, and track awards to closeout. Automated business processes available through Consortium service providers will decrease agency reliance on manual and paper-based processing. Internal Revenue Service, one of two grant making entities within Treasury, will continue to rely on the Department of Health and Human Services — an approved GM LoB service provider — for grants processing. In addition, the Community Development Financial Institutions Fund has signed an agreement with HHS to migrate to its Consortium solution. Expected constituent and citizen benefits include improved service, and time, cost, and resource

savings. Consortium lead agencies will spread operations and maintenance costs, and development, modernization, and enhancement costs across agencies, decreasing the burden that any one agency must bear.

GM LoB will lead to a reduction in the number of systems of record for grants data across Treasury and the government and the development of common reporting standards, improving Treasury's ability to provide agency- and government-wide reports on grant activities and results. Migrating to a Consortium lead agency will help Treasury comply with the Federal Financial Assistance Management Improvement Act of 1999 and the Federal Funding Accountability and Transparency Act of 2006.

Service to constituents will be improved through the standardization and streamlining of government-wide grants business processes. The public will receive time savings as a result of quicker notification and faster payments due to an automated system for grants processing. Furthermore, GM LoB will minimize complex and varying agency-specific requirements and increase grantee ease of use on federal grants management systems. Constituents will benefit as they will have fewer unique agency systems and processes to learn; grantees' ability to learn how to use the system will be improved and reliance on call center technical support will be reduced. Consortium lead agencies will also provide grantees with online access to standard post-award reports, decreasing the number of unique agency-specific reporting requirements.

Human Resources Management LoB (Managing Partner OPM)

Treasury operates HR Connect, one of the approved service providers for HR LoB. Treasury also receives payroll services from the Department of Agriculture's National Finance Center. This initiative allows Treasury and participating bureaus (including the Financial Crimes Enforcement Network, Financial Management Service, Federal Financing Bank, Alcohol and Tobacco Tax and Trade Bureau, Bureau of Engraving and Printing, United States Mint, Bureau of the Public Debt, Internal Revenue Service, Community Development Financial Institutions Funds, Comptroller of the Currency, and the Office of Thrift Supervision) to spread the cost of managing HR systems and processes across a larger customer base, reducing agency costs to operate these systems and processes. Treasury's involvement in HR LoB allows the agency to utilize government-wide HR solutions, as well as access lessons learned and best practices developed by the task force and other agencies.

Department of Veterans Affairs

The E-Government initiatives serve citizens, businesses, and Federal and state government employees by delivering high quality services more efficiently at a lower price. Instead of expensive “stove-piped” operations, agencies work together to develop common solutions which achieve mission requirements at reduced cost, thereby making resources available for higher priority needs.

The Department of Veterans Affairs (VA) is providing funding in FY 2009 to the following E-Government Initiatives:		
Government to Citizen Portfolio <ul style="list-style-type: none"> ▪ Disaster Assistance Improvement Plan 	Government to Business Portfolio <ul style="list-style-type: none"> ▪ Business Gateway 	Government to Government Portfolio <ul style="list-style-type: none"> ▪ Grants.gov
Internal Efficiency and Effectiveness Portfolio <ul style="list-style-type: none"> ▪ E-Payroll ▪ Integrated Acquisition Environment - Loans and Grants 	Lines of Business (LoB) <ul style="list-style-type: none"> ▪ Budget Formulation and Execution LoB ▪ Federal Health Architecture LoB ▪ Financial Management LoB ▪ Geospatial LoB ▪ Grants Management LoB ▪ Human Resources Management LoB 	

Benefits realized through the use of these initiatives are as follows:

Government to Citizen Portfolio

Disaster Assistance Improvement Plan (Managing Partner DHS)

The Disaster Assistance Improvement Plan (DAIP) is a government-wide effort to improve the delivery of disaster assistance all across the Federal government. The initiative includes member agencies which have active disaster assistance programs as well as those which do not. While some partner agencies are affected less than others in times of a disaster, all are affected in some way. VA was identified by DAIP as providing assistance that is valuable to disaster victims. It supports non-disaster assistance programs and services which reach disaster victims who may be displaced or are otherwise out of contact. Participation in DAIP helps to reduce the burden on other federal agencies which routinely provide logistical help and other critical management or organizational support during disasters.

In its first year of operation, the DAIP team identified the following Form of Assistance (FOA) within VA:

- Category 5 – Forms of assistance providing information and agency resources that may be of interest to disaster victims:
 - Inquiry Routing and Information System (Department of Veterans Affairs)

An independent FOA Validation Study is currently underway for VA to ensure a consistent, replicable process for the establishment of a baseline as well as assessing all agency FOAs for inclusion in DAIP. Participating in DAIP helps VA and component bureaus (including the Office of Information & Technology) comply with Executive Order 13411, which mandates that disaster victims have prompt and efficient access to federal disaster assistance, as well as information regarding assistance available from government and private sector sources.

Government to Business Portfolio

Business Gateway (Managing Partner SBA)

By creating a single portal for business information, such as regulatory compliance information Business Gateway directly benefits VA's stakeholders, Veteran Business Owners –all of which are subject to complex regulatory requirements across multiple agencies.

VA's stakeholders can potentially receive significant benefits from Business Gateway. These benefits are outlined below. Through increased outreach, more constituents will be able to realize these benefits.

- **Cost and time savings:** Businesses looking for VA compliance regulations can save time and money by going to Business.gov. In FY 2008, 74 percent of Business.gov users who responded to the American Customer Satisfaction Index (ACSI) survey reported saving time at an average of nearly 10 hours per user, totaling 3,960,269 hours; 55 percent of survey respondents also reported saving money at an average of \$753 per user.
- **Increased forms management:** By making 152 forms available on Forms.gov, VA saves agency time in forms management, and is expected to produce significant savings in paper and postage. Treasury forms were accessed via Forms.gov 366,996 times in FY 2008.
- **Increased exposure:** Business.gov houses numerous compliance links providing cross-agency effectiveness to American businesses. In FY 2008, Business.gov directed 931 visits to VA sites.
- **Regulatory compliance:** The Business.gov website enables VA to comply with the reporting requirement for the Small Business Paperwork Relief Act (SBPRA) and is also consistent with the Small Business Regulatory Enforcement Fairness Act of 1996 (SBREFA), which called on federal regulatory agencies to publish small business guides that assist small firms in complying with, and answer small businesses' inquiries about federal regulations.

Business Gateway Article Quote:

"Business.gov continues to expand its offerings of resources and tools to help small businesses comply with Federal government regulations. Responding to feedback from its business community users, Business.gov has developed a tool that helps businesses determine their license and permit requirements."

-- Winning Bids Magazine

Government to Government Portfolio

Grants.gov (Managing Partner HHS)

The initiative benefits VA and its grants programs, including those from the Office of Information & Technology, by providing a single location to electronically publish grant (funding) opportunities and application packages, and by providing a single site for the grants community to electronically apply for grants using common forms, processes and systems. The utilization of Grants.gov eliminates the need for VA to build and maintain a similar system of its own to service its grant constituents. The funding for all VA grant programs comes from the each of the respective VA program offices.

As of September 2008, VA posted three funding opportunities and eight application packages on Grants.gov, and successfully received 1358 electronic applications via Grants.gov. In FY 2009, VA plans to use Grants.gov for all State Veterans Home Construction Grants and National Cemetery Administration State Grants; and increase use for the Homeless Grant Program.

Internal Efficiency and Effectiveness Portfolio

E-Payroll (Managing Partner OPM)

The Department of Veterans Affairs (VA) is currently migrating its payroll operations to the Defense Finance and Accounting Service. Given the complexity of requirements, especially for VA's medical community and the size of the population to be transitioned, the migration will occur in seven phases. The first phase occurred in August 2006 and the final phase is planned to be completed by the end of FY 2009. Although the migration is occurring in a phased fashion, VA has already begun to realize benefits from having consolidated its payroll processing functions and will continue to realize benefits with the cross-agency Payroll Provider environment.

Integrated Acquisition Environment - Loans and Grants (Managing Partner GSA)

All agencies participating in the posting and/or awarding of Loans & Grants are required by the Federal Funding Accountability and Transparency Act (FFATA) to disclose award information on a publicly accessible website. Cross-government cooperation with OMB's Integrated Acquisition Environment initiative allows agencies and contributing bureaus (including the Office of Information & Technology at VA) to meet the requirements of the FFATA by assigning a unique identifier, determining corporate hierarchy, and validating and cleaning up incorrect or incomplete data. The FFATA enhances transparency of federal program performance information, funding, and loans & grants solicitation.

Lines of Business

Budget Formulation and Execution LoB (Managing Partner ED)

BFE LoB provides significant benefits to partner agencies by encouraging best practices across all aspects of federal budgeting – from budget formulation and execution to performance to collaboration to human capital needs.

To benefit all agencies, including VA, BFE LoB continues to support Department of Treasury as the system owner in the advancement of the Budget Formulation and Execution Manager (BFEM), the first shared fee-for-service budget formulation system. With support from BFE LoB, Treasury/BFEM made available a new Performance Measure Manager (PMM) module in early 2008. This module allows users to automate the definition, collection, and reporting of all types of performance measures. In 2009, Treasury/BFEM plans to integrate PMM with OMB's Program Assessment Rating Tool system and begin work on automating the transfer of apportionment data from BFEM to OMB's MAX system.

VA purchased BFEM for its budget formulation process resulting in greater ease in collection of budget data and production of budget submissions. VA avoided the costs of procuring and setting up a custom system by participating in a shared service system sponsored by BFE LoB. The BFEM formulation system services VA and it also continues as an option for any VA component that is in need of a budget formulation or performance measurement system.

To help agencies assess their budget systems requirements, BFE LoB created a decision matrix and recently evaluated nine budget systems against the matrix. This evaluation is available for all agencies to use and provides cost savings to agencies by eliminating the need for agencies to review this many systems individually. VA may benefit from using this matrix in working with Treasury/BFEM to ensure that BFEM can meet the full range of customer needs. In 2009, BFE LoB will research the possibilities for additional fee-for-service budget systems. As an early adopter of a fee-for-service budget system, VA will provide valuable input into this process.

BFE LoB's "MAX Federal Community," a secure government-only collaborative website, provides significant benefits for collaboration across and within agencies, as well as knowledge management. It is used within the budget community, as well as other related communities such as Grants, Financial

Management, Performance, E-Government, and more. VA currently has 181 users registered for the MAX Federal Community. The MAX Community site is commonly used for sharing information, collaboratively drafting documents (including the direct-editing of documents posted on the site), supporting workgroups, submitting central reports, and much more. VA also has the option to use BFE LoB's online meeting tool for VA budget meetings. Enhancements to both tools will continue in 2009 as these technologies advance.

VA may choose to use BFE LoB's "Touchpoints" document and budget execution process maps to improve its own agency interactions between budget execution and financial management. BFE LoB will continue to work toward more automated data exchange to improve data quality in these areas.

BFE LoB's Human Capital Federal Budget Core Competency Framework is a resource for VA to use in its internal workforce planning initiatives. BFE LoB plans to continue to expand this framework in 2009.

Federal Health Architecture LoB (Managing Partner HHS)

The Nationwide Health Information Network (NHIN) provided through FHA LoB will provide VA and non-VA clinicians with a comprehensive picture of a veteran's health that will be particularly beneficial for treating America's wounded warriors suffering from complex, chronic disorders that are difficult to diagnose and treat, such as traumatic brain injury and post-traumatic stress disorder. VA and participating bureaus (including the Office of Information & Technology) will be able to better meet the agency's mission and deliver improved quality of care to U.S. veterans.

Financial Management LoB (Managing Partner GSA)

VA will realize the following benefits through participation in FM LoB and usage of a FM Shared Service Provider (SSP):

- Cost Savings;
- Minimizing Risk: SSP customers will be able to minimize risk by implementing and using financial systems that are already operating with standard operating procedures;
- Avoiding Duplicate Operational Costs: Reducing redundant costs by using standard business processes and a common system software certified by the Financial System Integration Office in the General Services Administration; and
- Facilitating Best Practices/Standardization: Key tools such as a Request for Proposal framework and Service Level Agreement guides will be provided to VA to help in the development of agency agreements with SSPs.

Geospatial LoB (Managing Partner DoI)

VA is responsible for the outcomes that its programs produce in military-to-civilian transitions, health and rehabilitation, and economic opportunities, across various cohorts of veterans. Having geospatial capacity and capability in VA ensures that program managers have the business intelligence to identify where their decisions have affects, why there are variations in those effects, and how programs can better respond to all veterans effectively. Geospatial LoB offers an opportunity for VA and contributing bureaus (including the Office of Information & Technology) to partner with other government agencies that affect veterans' changing needs. Initiative partners will benefit by more efficiently delivering services for mission needs and to citizens through easy to find, high quality, and timely geospatial data and services.

Grants Management LoB (Managing Partners HHS and NSF)

VA anticipates the key benefit will be having a centralized location for the Department and contributing bureaus (including the Office of Information & Technology) to download all applications, make awards, and track awards to closeout. Automated business processes available through Consortium service providers will decrease agency reliance on manual and paper-based processing. Consortium lead

agencies will spread operations and maintenance costs, and development, modernization, and enhancement costs across agencies, decreasing the burden that any one agency must bear.

GM LoB will lead to a reduction in the number of systems of record for grants data across VA and the government and the development of common reporting standards, improving VA's ability to provide agency- and government-wide reports on grant activities and results. Migrating to a Consortium lead agency will help VA comply with the Federal Financial Assistance Management Improvement Act of 1999 and the Federal Funding Accountability and Transparency Act of 2006.

VA's grant constituents include state governments, tribal organizations, and non-profits. Service to VA's constituents will be improved through the standardization and streamlining of government-wide grants business processes. The public will receive time savings as a result of quicker notification and faster payments due to an automated system for grants processing. Furthermore, GM LoB will minimize complex and varying agency-specific requirements and increase grantee ease of use on federal grants management systems. Constituents will benefit as they will have fewer unique agency systems and processes to learn; grantees' ability to learn how to use the system will be improved and reliance on call center technical support will be reduced. Consortium leads' will also provide grantees with online access to standard post-award reports, decreasing the number of unique agency-specific reporting requirements.

Human Resources Management LoB (Managing Partner OPM)

VA and participating bureaus (including the Office of Information & Technology) benefit through its use of best-in-class HR services and systems provided by one of the approved service providers, the Defense Finance Accounting Services at the Department of Defense. Through its adoption of an approved service provider, VA can achieve the benefits of "best-in-class" HR solutions and offer employees across the agency improved HR services without the costs of developing and maintaining its own HR systems. VA's involvement in HR LoB allows the agency to utilize government-wide HR solutions, as well as access lessons learned and best practices developed by the task force and other agencies.

U.S. Army Corps of Engineers

The E-Government initiatives serve citizens, businesses, and Federal and state government employees by delivering high quality services more efficiently at a lower price. Instead of expensive “stove-piped” operations, agencies work together to develop common solutions which achieve mission requirements at reduced cost, thereby making resources available for higher priority needs.

The U.S. Army Corps of Engineers (USACE) is providing funding in FY 2009 to the following E-Government Initiatives:	
Government to Citizen Portfolio	Lines of Business (LoB)
<ul style="list-style-type: none">Recreation One-Stop	<ul style="list-style-type: none">Budget Formulation and Execution LoBGeospatial LoB

Benefits realized through the use of these initiatives are as follows:

Government to Citizen Portfolio

Recreation One-Stop (Managing Partner DoI)

USACE provides information related to recreational activities at USACE-managed lakes on the Recreation One-Stop portal. In return, the Recreation One-Stop initiative saves USACE time and resources by offering citizens looking to utilize recreational services a central place to search and obtain site descriptions, recreation activities, directions, and links to more-detailed information about specific locations.

Lines of Business

Budget Formulation and Execution LoB (Managing Partner ED)

BFE LoB provides significant benefits to partner agencies by encouraging best practices across all aspects of federal budgeting – from budget formulation and execution to performance to collaboration to human capital needs.

To benefit all agencies, including USACE, BFE LoB continues to support Department of Treasury as the system owner in the advancement of the Budget Formulation and Execution Manager (BFEM), the first shared fee-for-service budget formulation system. With support from BFE LoB, Treasury/BFEM made available a new Performance Measure Manager (PMM) module in early 2008. This module allows users to automate the definition, collection, and reporting of all types of performance measures. The BFEM system is an option for USACE and its budget formulation or performance measurement system needs. In 2009, Treasury/BFEM plans to integrate PMM with OMB’s Program Assessment Rating Tool system and begin work on automating the transfer of apportionment data from BFEM to OMB’s MAX system.

To help agencies assess their budget systems requirements, BFE LoB created a decision matrix and recently evaluated nine budget systems against the matrix. This evaluation is available for all agencies to use and provides cost savings to agencies by eliminating the need for agencies to review this many systems individually. USACE may benefit from using this matrix as a starting point in determining specific system needs and determining a short list of the available systems to best meet its requirements. In 2009, BFE LoB will research the possibilities for additional fee-for-service budget systems.

BFE LoB’s “MAX Federal Community,” a secure government-only collaborative website, provides significant benefits for collaboration across and within agencies, as well as knowledge management. It is used within the budget community, as well as other related communities such as Grants, Financial

Management, Performance, E-Government, and more. USACE currently has 56 users registered for the MAX Federal Community. The MAX Community site is commonly used for sharing information, collaboratively drafting documents (including the direct-editing of documents posted on the site), supporting workgroups, submitting central reports, and much more. USACE also has the option to use BFE LoB's online meeting tool for USACE budget meetings. Enhancements to both tools will continue in 2009 as these technologies advance.

USACE may choose to use BFE LoB's "Touchpoints" document and budget execution process maps to improve its own agency interactions between budget execution and financial management. BFE LoB will continue to work toward more automated data exchange to improve data quality in these areas.

BFE LoB's Human Capital Federal Budget Core Competency Framework is a resource for USACE to use in its internal workforce planning initiatives. BFE LoB plans to continue to expand this framework in 2009.

Geospatial LoB (Managing Partner DoI)

USACE is looking forward to the returns on investments from the Geospatial LoB initiative with regard to the efficiency and synergy across the government. Geospatial LoB provides more immediate access to geospatial information that would lead to improved productivity, improved mission delivery, and increased service to citizens. Geospatially enabling traditional business data will improve business process efficiency, allow for geographically based work planning and investment processes, assist in infrastructure asset tracking, improve mission delivery, and promote use of business intelligence in the agency's decision support systems. The LoB is intended to establish methods for improved processes of doing business using geospatial information.

Environmental Protection Agency

The E-Government initiatives serve citizens, businesses, and Federal and state government employees by delivering high quality services more efficiently at a lower price. Instead of expensive “stove-piped” operations, agencies work together to develop common solutions which achieve mission requirements at reduced cost, thereby making resources available for higher priority needs.

The Environmental Protection Agency (EPA) is providing funding in FY 2009 to the following E-Government Initiatives:	
<p>Government to Business Portfolio</p> <ul style="list-style-type: none"> ▪ Business Gateway 	<p>Government to Government Portfolio</p> <ul style="list-style-type: none"> ▪ Grants.gov
<p>Internal Efficiency and Effectiveness Portfolio</p> <ul style="list-style-type: none"> ▪ Integrated Acquisition Environment - Loans and Grants 	<p>Lines of Business (LoB)</p> <ul style="list-style-type: none"> ▪ Budget Formulation and Execution LoB ▪ Financial Management LoB ▪ Geospatial LoB ▪ Grants Management LoB ▪ Human Resources Management LoB

Benefits realized through the use of these initiatives are as follows:

Government to Business Portfolio

Business Gateway (Managing Partner SBA)

By creating a single portal for business information, such as regulatory compliance information, Business Gateway directly benefits EPA’s stakeholders – all of which are subject to complex regulatory requirements across multiple agencies.

EPA’s stakeholders can potentially receive significant benefits from Business Gateway. These benefits are outlined below. Through increased outreach, more constituents will be able to realize these benefits.

- **Cost and time savings:** Businesses looking for EPA compliance regulations can save time and money by going to Business.gov. In FY 2008, 74 percent of Business.gov users who responded to the American Customer Satisfaction Index (ACSI) survey reported saving time at an average of nearly 10 hours per user, totaling 3,960,269 hours; 55 percent of survey respondents also reported saving money at an average of \$753 per user.
- **Increased forms management:** By making 153 forms available on Forms.gov, EPA saves agency time on forms management and is expected to produce significant savings in paper and postage. EPA forms were accessed via Forms.gov 86,608 times in FY 2008.
- **Increased exposure:** Business.gov houses numerous compliance links providing cross-agency effectiveness to American businesses. In FY 2008, Business.gov directed 11,161 visits to EPA sites.
- **Regulatory compliance:** The Business.gov website enables EPA to comply with the reporting requirement for the Small Business Paperwork Relief Act (SBPRA) and is also consistent with the Small Business Regulatory Enforcement Fairness Act of 1996 (SBREFA), which called on federal regulatory agencies to publish small business guides that assist small firms in complying with, and answer small businesses’ inquiries about federal regulations.

Government to Government Portfolio

Grants.gov (Managing Partner HHS)

The Grants.gov initiative benefits EPA and its grant programs by providing a single location to publish grant (funding) opportunities and application packages, and by providing a single site for the grants community to apply for grants using common forms, processes and systems. EPA believes that the central site raises the visibility of agency grants opportunities to a wider diversity of applicants. Grants.gov has also allowed EPA to discontinue support for its own electronic system to allow applicants to apply for grants, which saves operational, training, and account management costs.

The grants community benefits from savings in postal costs, paper and envelopes. Applicants save time searching for agency grant opportunities and learning the application systems of various agencies. At the request of the state environmental agencies, EPA has begun to offer Grants.gov application packages for mandatory grants (i.e. Continuing Environmental Program Grants). States requested that EPA extend usage to mandatory programs to streamline its application process.

During FY 2008 EPA posted 141 grant opportunities on Grants.gov "Find" and linked 100 percent of those competitive opportunities to electronic application packages on "Apply." EPA received 3,065 applications through Grants.gov in 2008, a four percent increase over the number of applications received in 2007.

Internal Efficiency and Effectiveness Portfolio

Integrated Acquisition Environment - Loans and Grants (Managing Partner GSA)

All agencies participating in the posting and/or awarding of Loans & Grants are required by the Federal Funding Accountability and Transparency Act (FFATA) to disclose award information on a publicly accessible website. Cross-government cooperation with OMB's Integrated Acquisition Environment initiative allows agencies to meet the requirements of the FFATA by assigning a unique identifier, determining corporate hierarchy, and validating and cleaning up incorrect or incomplete data. The FFATA enhances transparency of federal program performance information, funding, and loans & grants solicitation.

Lines of Business

Budget Formulation and Execution LoB (Managing Partner ED)

BFE LoB provides significant benefits to partner agencies by encouraging best practices across all aspects of federal budgeting – from budget formulation and execution to performance to collaboration to human capital needs.

To benefit all agencies, BFE LoB continues to support the Department of the Treasury as the system owner in the advancement of the Budget Formulation and Execution Manager (BFEM), the first shared fee-for-service budget formulation system. With support from BFE LoB, Treasury/BFEM made available a new Performance Measure Manager (PMM) module in early 2008. This module allows users to automate the definition, collection, and reporting of all types of performance measures. In 2009, Treasury/BFEM plans to integrate PMM with OMB's Program Assessment Rating Tool system and begin work on automating the transfer of apportionment data from BFEM to OMB's MAX system. EPA may benefit by sharing experiences and lessons learned with BFEM as they implement a new budget system at EPA.

To help agencies assess their budget systems requirements, BFE LoB created a decision matrix and recently evaluated nine budget systems against the matrix. EPA's budget system was one of the nine systems evaluated. This evaluation is available for all agencies to use and provides cost savings to agencies by eliminating the need for agencies to review many systems individually. As EPA implements a new budget system, it may benefit from using this information to determine priority areas for its own

implementation. In 2009, BFE LoB will research the possibilities for additional fee-for-service budget systems.

BFE LoB's "MAX Federal Community," a secure government-only collaborative website, provides significant benefits for collaboration across and within agencies, as well as knowledge management. It is used within the budget community, as well as other related communities such as Grants, Financial Management, Performance, E-Government, and more. EPA currently has 392 users registered for the MAX Federal Community. The MAX Community site is commonly used for sharing information, collaboratively drafting documents (including the direct-editing of documents posted on the site), supporting workgroups, submitting central reports, and much more. EPA also has the option to use BFE LoB's online meeting tool for EPA budget meetings. Enhancements to both tools will continue in 2009 as these technologies advance.

EPA may choose to use BFE LoB's "Touchpoints" document and budget execution process maps to improve its own agency interactions between budget execution and financial management. BFE LoB will continue to work toward more automated data exchange to improve data quality in these areas.

BFE LoB's Human Capital Federal Budget Core Competency Framework is a resource for EPA to use in its internal workforce planning initiatives. BFE LoB plans to continue to expand this framework in 2009.

Financial Management LoB (Managing Partner GSA)

EPA will realize the following benefits through participation in FM LoB and usage of a FM Shared Service Provider (SSP):

- Cost Savings;
- Minimizing Risk: SSP customers will be able to minimize risk by implementing and using financial systems that are already operating with standard operating procedures;
- Avoiding Duplicate Operational Costs: Reducing redundant costs by using standard business processes and a common system software certified by the Financial System Integration Office in the General Services Administration; and
- Facilitating Best Practices/Standardization: Key tools such as a Request for Proposal framework and Service Level Agreement guides will be provided to EPA to help in the development of agency agreements with SSPs.

Geospatial LoB (Managing Partner DoI)

Many of EPA's core business processes are associated with actions directed at physical locations (e.g., industrial facilities, watersheds, superfund sites), and geospatial capabilities are essential to supporting these actions. The Geospatial Line of Business initiative can improve EPA's business processes by providing better and more cost effective access to geospatial data, services, and applications.

EPA strongly supports the completion of the 34 geospatial framework data sets listed in A-16 by the assigned data stewards. While EPA is not one of the A-16 data stewards, these framework data sets are needed to enhance EPA's ability to make environmental decisions, and every EPA Region and most EPA National Program Offices currently use some of these 34 data sets. These key data sets are important to many EPA programmatic analyses.

EPA will also benefit through the Geospatial LoB goal of developing federal approaches for delivery, maintenance, and access services for these 34 data layers. By establishing direct access to data and services, EPA can avoid potentially unnecessary costs in data storage and application development, and focus instead on improving the quality of data. In summary, EPA will directly benefit from Geospatial LoB's efforts to set priorities, expedite the completion of these 34 base layers, and provide new services.

Grants Management LoB (Managing Partners HHS and NSF)

EPA manages 6,288 grant awards in over 90 programs equaling approximately \$4.1 billion annually to states, tribes, non-profits, universities, and municipalities. EPA anticipates the key benefit will be having a centralized location to download all applications, make awards, and track awards to closeout. Automated business processes available through Consortia will decrease agency reliance on manual and paper-based processing. Consortium lead agencies will spread operations, maintenance, development, modernization, and enhancement costs across agencies, decreasing the burden that any one agency must bear.

GM LoB will lead to a reduction in the number of systems of record for grants data across EPA and the government. The development of common reporting standards will improve EPA's ability to provide agency- and government-wide reports on grant activities and results. Migrating to a Consortium lead agency will help EPA comply with the Federal Financial Assistance Management Improvement Act of 1999 and the Federal Funding Accountability and Transparency Act of 2006.

Service to constituents will be improved through the standardization and streamlining of government-wide grants business processes. The public will receive time savings as a result of quicker notification and faster payments due to an automated system for grants processing. Furthermore, GM LoB will minimize complex and varying agency-specific requirements and increase grantee ease of use on federal grants management systems. Constituents will benefit as they will have fewer unique agency systems and processes to learn; grantees' ability to learn how to use the system will be improved and reliance on call center technical support will be reduced. Consortium lead agencies will also provide grantees with online access to standard post-award reports, decreasing the number of unique agency-specific reporting requirements.

EPA anticipates GM LoB costs savings through the economies of scale and efficiencies that come from joining a Consortium, as well as streamlining and standardization of grants processes, thus reducing overall EPA costs for grants management systems and processes.

Human Resources Management LoB (Managing Partner OPM)

EPA benefits through its use of best-in-class compensation management services and systems provided by one of the approved E-Payroll service providers, the Defense Finance Accounting Service at the Department of Defense. Through its adoption of an approved service provider, EPA can achieve the benefits of "best-in-class" compensation management solutions and offer employees across the agency improved HR services without the costs of developing and maintaining its own. EPA's involvement in HR LoB allows the agency to utilize government-wide HR solutions, as well as access lessons learned and best practices developed by the task force and other agencies.

General Services Administration

The E-Government initiatives serve citizens, businesses, and Federal and state government employees by delivering high quality services more efficiently at a lower price. Instead of expensive “stove-piped” operations, agencies work together to develop common solutions which achieve mission requirements at reduced cost, thereby making resources available for higher priority needs.

The General Services Administration (GSA) is providing funding in FY 2009 to the following E-Government Initiatives:		
Government to Citizen Portfolio <ul style="list-style-type: none"> ▪ USA Services 		Government to Business Portfolio <ul style="list-style-type: none"> ▪ Business Gateway ▪ Federal Asset Sales
Internal Efficiency and Effectiveness Portfolio <ul style="list-style-type: none"> ▪ E-Gov Travel ▪ Integrated Acquisition Environment 	Cross-Cutting Portfolio <ul style="list-style-type: none"> ▪ E-Authentication 	Lines of Business (LoB) <ul style="list-style-type: none"> ▪ Budget Formulation and Execution LoB ▪ Financial Management LoB ▪ Geospatial LoB ▪ Human Resources Management LoB ▪ IT Infrastructure LoB

Benefits realized through the use of these initiatives are as follows:

Government to Citizen Portfolio

USA Services (Managing Partner GSA)

The Public Buildings Service at GSA awarded a task order under GSA's Federal Citizen Information Center IDIQ contract program. Award was made in September 2008. The USA Services Contact Center provides multi-portal access to citizen information and services through several channels:

- Using an 800 number service vs. in person service or disruption of main line employees can be substantial;
- Consolidating calls to one location removes duplication in services and central availability of information increased efficiency and quality of information dissemination; and
- The IVR system creates savings vs. avoided calls at a very low \$0.04 cost per call.

GSA is also participating in USA Services’ Tier One contact center service, which offers substantial savings for the participating agencies that would otherwise rely on their own more costly and less prepared employees to take, to possibly research, and to respond to citizens. This Tier One service saved participating agencies a total of \$1,098,586 by answering calls and e-mails on behalf of agencies in FY 2008.

Government to Business Portfolio

Business Gateway (Managing Partner SBA)

By creating a single portal for business information, such as regulatory compliance information Business Gateway (BG) directly benefits GSA’s stakeholders, including office supply companies and government contractors – many of whom are subject to complex regulatory requirements across multiple agencies.

GSA's stakeholders can potentially receive significant benefits from BG. These benefits are outlined below. Through increased outreach, more constituents will be able to realize these benefits.

- Contact center savings: Due to the use of Business.gov and Forms.gov a decrease in misdirected calls is expected resulting in cost savings for GSA.
- Maintenance savings: Business.gov's search technology will provide GSA with valuable user statistics and feedback, enabling it to simplify content management on its business compliance site.
- Cost and time savings: Businesses looking for GSA compliance regulations can save time and money by going to Business.gov. In FY 2008, 74 percent of Business.gov users who responded to the American Customer Satisfaction Index (ACSI) survey reported saving time at an average of nearly 10 hours per user, totaling 3,960,269 hours; 55 percent of survey respondents also reported saving money at an average of \$753 per user.
- Increased forms management: By making 69 forms available on Forms.gov, GSA saves agency time in forms management, and is expected to produce significant savings in paper and postage. GSA forms were accessed via Forms.gov 48,892 times in FY 2008.
- Increased exposure: Business.gov houses numerous compliance links providing cross-agency effectiveness to American businesses. In FY 2008, Business.gov directed 30,856 visits to GSA sites.
- Regulatory compliance: The Business.gov website enables GSA to comply with the reporting requirement for the Small Business Paperwork Relief Act (SBPRA) and is also consistent with the Small Business Regulatory Enforcement Fairness Act of 1996 (SBREFA), which called on federal regulatory agencies to publish small business guides that assist small firms in complying with, and answer small businesses' inquiries about federal regulations.
- Reduced burden on field offices: By directing compliance-related inquiries to Business.gov, agencies with field offices will save training and staff-time dollars.
- Data harmonization: BG is in a unique position to support data harmonization efforts indirectly through its content partnerships with various government agencies. GSA has the opportunity to identify and realize data harmonization benefits in many areas, such as cyberspace security.

Furthermore, GSA has been a key partner to BG by assisting in the management of Forms.gov and the Forms Catalog. BG's online Forms are instrumental in reducing burden and helping businesses find and submit forms. The Forms Catalog also helps GSA coordinate and manage government forms internally across the government. The Forms Catalog currently receives between 150,000 and 320,000 unique visits per month, contains information on over 6,300 unique forms, and engages 55 agencies through its connectivity to the ROCIS application to actively populate the catalog.

Federal Asset Sales (Managing Partner GSA)

The Federal Asset Sales (FAS) initiative manages a one-stop online marketplace for federal agencies to sell government surplus, retail, seized, and forfeited assets. FAS, through www.govsales.gov, enables the general public to search for personal property and real property assets for sale across the Federal government through a single online marketplace, regardless of whether the item is available online or offline via live auction.

For GSA, FAS provides a standardized mechanism to list and inventory government surplus property. Additionally, FAS enables GSA and contributing bureaus with limited resources to leverage economies of scale to reach a broader customer base and receive greater exposure of their assets.

Internal Efficiency and Effectiveness Portfolio

E-Gov Travel (Managing Partner GSA)

GSA migrated its travel services to Carlson Wagonlit Government Travel, one of the three designated E-Gov Travel Service (ETS) providers, in Q3 FY 2006. GSA completed deployment in FY 2007 and is realizing the following benefits:

- Increased cost savings associated with overall reduction in Travel Management Center transaction service fees;
- Improved strategic source pricing through cross-government purchasing agreements;
- Improved business process functionality as a result of streamlined travel policies and processes;
- Enhanced security and privacy controls for the protection of government and personal data; and
- Improved agency oversight and audit capabilities.

Through a combination of advantageous travel management center pricing and a substantially higher degree of online booking engine usage (36 percent), GSA and Supply and Technology Activities saved over \$400,000 in travel management service fees for reservations in FY 2008 when compared to pre-ETS pricing and online usage.

Integrated Acquisition Environment (Managing Partner GSA)

Through adoption of the tools and services provided by the Integrated Acquisition Environment (IAE), GSA improves its ability to make informed and efficient purchasing decisions and allows it to replace manual processes. If it were not possible for GSA to use the IAE systems, they would need to build and maintain separate systems to record vendor and contract information, and to post procurement opportunities. Agency purchasing officials would not have access to databases of important information from other agencies on vendor performance and could not use systems to replace paper-based and labor-intensive work efforts. GSA is the managing partner for IAE and the system steward for the Excluded Parties List System, Federal Business Opportunities, and the Federal Procurement Data System – Next Generation. These systems allow consolidated postings of federal procurement opportunities and recordings of federal procurement transactions. Through these common systems, GSA is better able to track and report on purchasing activities across federal agencies and ensure conformance with the Federal Acquisition Regulations. For FY 2008, GSA received estimated benefits of \$14,415,354 based upon the processes, personnel, roles, steps, and actions involved. In addition, the agency realized an estimated cost avoidance of \$496,211 and estimated operational cost savings of \$2,707,002.

The IAE includes, but is not limited to, the following components:

- **Central Contractor Registration (CCR):** Provides GSA with a single source of trading partner data. CCR Tools enable GSA access to current socioeconomic and financial information as needed for its contractors without maintenance. Public Building Services (PBS) at GSA alone was able to leverage CCR from 12 different vendor files to updating to a single source of information.
 - The automated collection and management of CCR-type vendor data for its intended purposes is estimated to avoid the equivalent of 0.9 man-hours per award transaction based upon the processes, personnel, roles, steps, and actions involved.
 - Trading Partners: Enables trading partners to provide required information into a central database for use across the federal enterprise instead of submitting to each Government office.
- **Excluded Parties List System (EPLS):** List of parties excluded from receiving federal contracts and benefits under non-procurement programs. Access to EPLS via standard internet browser enables GSA to search for excluded parties prior to contract award. GSA was charged with the statutory responsibility to collect excluded party information and publish this information

in a catalog. With the introduction of EPLS, GSA was able to allow agencies to update a single data source of excluded parties electronically without needing to duplicate and transmit through a paper process and GSA eliminated the need to publish quarterly a paper catalog.

- The automated collection and management of EPLS-type data for its intended purposes is estimated to avoid the equivalent of 0.2 man-hours per subject award transaction based upon the processes, personnel, roles, steps, and actions involved.
- Public / Federal Security: Enables the elimination of parties excluded from receiving contract awards or benefits under non-procurement programs, which protects the tax payers' investment with federal contract and other spending. Users include banks and mortgage companies.
- **Electronic Subcontracting Reporting System (eSRS):** Provides subcontract reporting. eSRS automates collection and management of Individual Subcontract Reports (Formally SF-294) and Summary Subcontract Reports (Formally SF-295) data for GSA. In addition, eSRS has allowed FAS at GSA to discontinue its back office application.
 - The automated collection and management of eSRS-type data for the SF-294 and SF-295 for its intended purposes is estimated to avoid the equivalent of 0.3 government man-hours per subject award transaction that requires subcontracting plans based upon the processes, personnel, roles, steps, and actions involved.
 - Small Business / Prime Contractors: Provides an automated filing and reporting capability for contractors using sub-contractors ensuring proper sub-contractor usage.
- **Federal Business Opportunity (FBO):** Source for contracting opportunities. FBO enables the GSA to automate management of the competitive notice processes.
 - Cost avoidance is realized by eliminating time delays, labor, supplies/resource usage, equipment wear, & expenditures related to: printing, photocopying, ink & paper usage, postage, maintenance of interested vendor lists, mailing, correction of mailing addresses, settling disagreements over wrong mailings, investigation of returned non-deliveries of notices, etc. The automated management of the competitive notice processes is estimated to avoid the equivalent of 5.5 government man-hours per subject transaction based upon the processes, personnel, roles, steps, and actions involved.
 - Small Business / Contractors: Enables contractors and small businesses access to federal solicitations using standard internet browser capabilities and provides an e-mail notification process for new postings. This further eliminates the need to check websites from every contracting office for bidding opportunities.
- **Federal Technical Documents System (FedTeDS):** In FY 2008, FedTeDS services were incorporated into FBO. FedTeDS functionality controls access to secure but unclassified documents. FedTeds provides GSA with a secure service for storage and distribution of secure but unclassified documents for solicitations. In the case of GSA's Public Buildings Service, FedTeDs has eliminated the need for expensive extranets and Drawing and Bid rooms for current and future building projects.
 - Cost avoidance is realized by eliminating time delays, labor, supplies/resource usage, equipment wear, & expenditures related to: printing, photocopying, ink & paper usage, postage, maintenance of interested vendor lists, mailing, correction of mailing addresses, settling disagreements over wrong mailings, investigation of returned non-deliveries of notices, etc. The automated management of the processes is estimated to avoid labor equivalent to 2.5 government man-hours per subject transaction based upon the processes, personnel, roles, steps, and actions involved.
 - Public / Federal Security: Provides a secure facility to protect secure but unclassified technical documentation related to solicitations.

- **Federal Procurement Data System-Next Generation (FPDS-NG):** Supplies contract award data. FPDS-NG provides GSA with an automated capability to directly report awards real time from the GSA contract writing systems and extract reports of award data on demand. As with DHS, FPDS-FG has provided GSA with an ability to report and track contract accomplishments in response to National Interest Actions covered by the Stafford Act, a standard approach to meeting its regulatory responsibility under the Demonstration Test Program, and the visibility on GSA's leasing program.
 - Discontinue the GSA feeder system and facilitate real time reporting integrated with agency contract writing systems.
 - Congress/Public: Automates the dissemination of contract award data and incorporates public access.
- **Online Representation and Certification (ORCA):** Replaces most of the paper-based Representations and Certifications in Section K of solicitations to GSA with an Internet application.
 - ORCA efficiencies compared to the equivalent manual management of the necessary representations and certifications for subject transactions are estimated to avoid the equivalent of 1.2 government man-hours each based upon the processes, personnel, roles, steps, and actions involved.
 - Contractors: Reduces time, cost and inaccuracies for contractors responding to federal solicitations. ORCA generally provides for a single annual submission to replace the previous repetitive input in every solicitation.
- **Wage Determination Online (WDOL):** Provides service Contract Act & Davis Bacon Act labor rates. WDOL makes available the most current labor rates to GSA for services and construction programs.
 - In FY 2008, there were totals of 615,264 SCA wage determinations and 688,307 DBA wage determinations made on WDOL.
 - Cost avoidance is realized by eliminating time delays, labor, supplies/resource usage, equipment wear, and expenditures related to: printing, photocopying, ink & paper usage, and postage for corresponding with contractors. The automated management of the processes is estimated to avoid labor equivalent to 1.5 government man-hours per wage determination request based upon the processes, personnel, roles, steps, and actions involved.
 - Public: Ensures that appropriate labor rates are included in a contract for the labor categories specified in the Service Contract Act and Davis-Bacon Act.

Cross-Cutting Portfolio

E-Authentication (Managing Partner GSA)

The E-Authentication initiative has been managed by the E-Authentication Program Management Office (PMO) within the Federal Acquisition Service Division of GSA. GSA has re-evaluated the approach to meeting the E-Authentication initiative's objectives and determined that the current structure of the program will change in FY 2009 to better achieve these objectives.

Lines of Business

Budget Formulation and Execution LoB (Managing Partner ED)

BFE LoB provides significant benefits to partner agencies by encouraging best practices across all aspects of federal budgeting – from budget formulation and execution to performance to collaboration to human capital needs.

To benefit all agencies, including GSA, BFE LoB continues to support Department of Treasury as the system owner in the advancement of the Budget Formulation and Execution Manager (BFEM), the first shared fee-for-service budget formulation system. With support from BFE LoB, Treasury/BFEM made available a new Performance Measure Manager (PMM) module in early 2008. This module allows users to automate the definition, collection, and reporting of all types of performance measures. The BFEM system is an option for GSA's budget formulation or performance measurement needs. In 2009, Treasury/BFEM plans to integrate PMM with OMB's Program Assessment Rating Tool system and begin work on automating the transfer of apportionment data from BFEM to OMB's MAX system.

To help agencies assess their budget systems requirements, BFE LoB created a decision matrix and recently evaluated nine budget systems against the matrix. This evaluation is available for all agencies to use and provides cost savings to agencies by eliminating the need for agencies to review this many systems individually. GSA may benefit from using this matrix as a starting point in determining specific system needs and determining a short list of the available systems to best meet its requirements. In 2009, BFE LoB will research the possibilities for additional fee-for-service budget systems.

BFE LoB's "MAX Federal Community," a secure government-only collaborative website, provides significant benefits for collaboration across and within agencies, as well as knowledge management. It is used within the budget community, as well as other related communities such as Grants, Financial Management, Performance, E-Government, and more. GSA currently has 246 users registered for the MAX Federal Community. The MAX Community site is commonly used for sharing information, collaboratively drafting documents (including the direct-editing of documents posted on the site), supporting workgroups, submitting central reports, and much more. GSA also has the option to use BFE LoB's online meeting tool for GSA budget meetings. Enhancements to both tools will continue in 2009 as these technologies advance.

GSA may choose to use BFE LoB's "Touchpoints" document and budget execution process maps to improve its own agency interactions between budget execution and financial management. BFE LoB will continue to work toward more automated data exchange to improve data quality in these areas.

BFE LoB's Human Capital Federal Budget Core Competency Framework is a resource for GSA to use in its internal workforce planning initiatives. BFE LoB plans to continue to expand this framework in 2009.

Financial Management LoB (Managing Partner GSA)

FM LoB enables GSA to leverage its information technology and financial processing expertise to provide services to additional federal agencies. The General Services Administration's Federal Integrated Solutions Center (FISC) is one of the four Federal Shared Service Providers. FISC hosts financial systems and business operations for over 43 external executive branch agencies, boards, and commissions, and one legislative branch agency. As GSA's customer base continues to grow, the agency can create additional economies of scale and use the growth to gain leverage with the financial management software vendor community. GSA will be able to contribute to the cost savings that will be recognized through the reduction of redundant costs. This is the result of using standard business processes and a common system configuration promoted by FM LoB.

Geospatial LoB (Managing Partner DoI)

GSA is expecting to benefit from Geospatial LoB's coordinated approach to producing, maintaining, and using geospatial data within the Federal government. This approach will allow GSA to review and potentially leverage existing geospatial data created by the managing partner agency (Department of Interior) and initiative partner agencies, rather than initiating potentially redundant business-driven geospatial analysis within the agency. GSA's participation and collaboration with the Geospatial LoB closely supports the agency's mission of helping "federal agencies better serve the public by offering, at best value, superior workplaces, expert solutions, acquisition services, and management policies." While Geospatial LoB was initiated relatively recently in FY 2006, the collaborative approach of the managing partner is likely to facilitate additional benefits in the coming years as the LoB establishes itself within the federal community.

Human Resources Management LoB (Managing Partner OPM)

Although GSA is not an approved shared service provider, the agency provides HR services for many small agencies and themselves. Agencies serviced by GSA can reap the benefits of "best-in-class" HR solutions and offer their employees improved HR services without the costs of developing and maintaining their own HR systems. GSA's involvement in HR LoB allows the agency to utilize government-wide HR solutions, as well as access lessons learned and best practices developed by the task force and other agencies.

IT Infrastructure LoB (Managing Partner GSA)

The IT Infrastructure LoB (ITI LoB) will assist GSA in meeting one of the core missions of the GSA Federal Acquisition Service – to provide government clients with efficient and effective services at the best commercial prices available. The initiative benefits GSA through improved IT performance, greater efficiencies in IT infrastructure investments, and consistency and standardization of infrastructure platforms. ITI LoB will provide GSA with best practice data and industry-wide performance metrics to validate and/or improve existing performance.

GSA's participation in this program will result in higher service levels at a more effective cost. Large government purchases will establish a baseline for GSA related acquisitions that will prove valuable when negotiating prices for hardware and software. A 10-15 percent gain in productivity is expected because of this program.

GSA expects to realize significant benefit in improved mission delivery. The bulk of this activity will come as a result of an enhanced infrastructure that takes advantage of direct electronic interface with GSA customers. Infrastructure certification and accreditation will be significantly enhanced above what it is today. At least a 20-25 percent improvement in mission delivery is expected by taking advantage of this program. Enhanced infrastructure performance will directly result in improved mission delivery to the public.

National Aeronautical and Space Administration

The E-Government initiatives serve citizens, businesses, and Federal and state government employees by delivering high quality services more efficiently at a lower price. Instead of expensive “stove-piped” operations, agencies work together to develop common solutions which achieve mission requirements at reduced cost, thereby making resources available for higher priority needs.

The National Aeronautical and Space Administration (NASA) is providing funding in FY 2009 to the following E-Government Initiatives:	
<p>Government to Business Portfolio</p> <ul style="list-style-type: none"> ▪ Business Gateway 	<p>Government to Government Portfolio</p> <ul style="list-style-type: none"> ▪ Grants.gov
<p>Internal Efficiency and Effectiveness Portfolio</p> <ul style="list-style-type: none"> ▪ Integrated Acquisition Environment - Loans and Grants 	<p>Lines of Business (LoB)</p> <ul style="list-style-type: none"> ▪ Budget Formulation and Execution LoB ▪ Financial Management LoB ▪ Geospatial LoB ▪ Grants Management LoB ▪ Human Resources Management LoB

Benefits realized through the use of these initiatives are as follows:

Government to Business Portfolio

Business Gateway (Managing Partner SBA)

Business Gateway (BG) provides a valuable channel for NASA to identify businesses with the interest and expertise to engage in technological development and partnerships. NASA provides a host of programs focused on business from research contracts to Mentor/Protégé programs. BG provides a powerful outreach channel to match businesses with the various initiatives that are part of NASA’s outreach to the business community.

By creating a single portal for business information, such as regulatory compliance information BG directly benefits NASA’s stakeholders, including aerospace industry and research labs – many of whom are subject to complex regulatory requirements across multiple agencies.

NASA’s stakeholders can potentially receive significant benefits from BG. These benefits are outlined below. Through increased outreach, more constituents will be able to realize these benefits.

- Maintenance savings: Business.gov’s search technology will provide NASA with valuable user statistics and feedback, enabling it to simplify content management on its business compliance site.
- Cost and time savings: Businesses looking for NASA compliance regulations can save time and money by going to Business.gov. In FY 2008, 74 percent of Business.gov users who responded to the American Customer Satisfaction Index (ACSI) survey reported saving time at an average of nearly 10 hours per user, totaling 3,960,269 hours; 55 percent of survey respondents also reported saving money at an average of \$753 per user.
- Increased forms management: By making eight forms available on Forms.gov, NASA saves agency time in forms management, and is expected to produce significant savings in paper and postage. NASA forms were accessed via Forms.gov 4,643 times in FY 2008.

- Increased exposure: Business.gov houses numerous compliance links providing cross-agency effectiveness to American businesses. In FY 2008, Business.gov directed 87 visits to NASA sites.
- Increased transparency: BG enables NASA to meet its public service commitment to transparency in government by providing its customers with ready, equal access to information about its compliance requirements.
- Regulatory compliance: The Business.gov website enables NASA to comply with the reporting requirement for the Small Business Paperwork Relief Act (SBPRA) and is also consistent with the Small Business Regulatory Enforcement Fairness Act of 1996 (SBREFA), which called on federal regulatory agencies to publish small business guides that assist small firms in complying with, and answer small businesses' inquiries about federal regulations.
- Reduced burden on field offices: By directing compliance-related inquiries to Business.gov, agencies with field offices will save training and staff-time dollars.
- Data harmonization: BG is in a unique position to support data harmonization efforts indirectly through its content partnerships with various government agencies. NASA has the opportunity to identify and realize data harmonization benefits in many areas, such as the protection of cutting-edge technologies.

Government to Government Portfolio

Grants.gov (Managing Partner HHS)

NASA is a federal grant making agency which processes and issues grants. The Grants.gov initiative benefits NASA and its grant programs by providing broader exposure to a wider community who could potentially apply for NASA funding. In addition, Grants.gov provides a single site for the grantee community to apply for grants using a standard set of forms, processes and systems giving greater access and ability to apply for federal funding. In FY 2008, NASA posted 94 funding opportunities and 89 application packages, and received 302 proposals.

Internal Efficiency and Effectiveness Portfolio

Integrated Acquisition Environment - Loans and Grants (Managing Partner GSA)

All agencies participating in the posting and/or awarding of Loans & Grants are required by the Federal Funding Accountability and Transparency Act (FFATA) to disclose award information on a publicly accessible website. Cross-government cooperation with OMB's Integrated Acquisition Environment initiative allows agencies to meet the requirements of the FFATA by assigning a unique identifier, determining corporate hierarchy, and validating and cleaning up incorrect or incomplete data. The FFATA enhances transparency of federal program performance information, funding, and loans & grants solicitation.

Lines of Business

Budget Formulation and Execution LoB (Managing Partner ED)

BFE LoB provides significant benefits to partner agencies by encouraging best practices all aspects of federal budgeting – from budget formulation and execution to performance to collaboration to human capital needs.

To benefit all agencies, BFE LoB continues to support Department of Treasury as the system owner in the advancement of the Budget Formulation and Execution Manager (BFEM), the first shared fee-for-service budget formulation system. With support from BFE LoB, Treasury/BFEM made available a new Performance Measure Manager (PMM) module in early 2008. This module allows users to automate the definition, collection, and reporting of all types of performance measures. In 2009, Treasury/BFEM plans to integrate PMM with OMB's Program Assessment Rating Tool system and begin work on automating the

transfer of apportionment data from BFEM to OMB's MAX system. NASA may benefit by sharing experiences and lessons learned with BFEM.

To help agencies assess their budget systems requirements, BFE LoB created a decision matrix and recently evaluated nine budget systems against the matrix. NASA has been and continues to be a leader in federal budget automation. NASA's budget system was one of the nine systems evaluated. This evaluation is available for all agencies to use and provides cost savings to agencies by eliminating the need for agencies to review this many systems individually. NASA may benefit from using this information to determine areas for improvements in its own budget system. In 2009, BFE LoB will research the possibilities for additional fee-for-service budget systems.

BFE LoB's "MAX Federal Community," a secure government-only collaborative website, provides significant benefits for collaboration across and within agencies, as well as knowledge management. It is used within the budget community, as well as other related communities such as Grants, Financial Management, Performance, E-Government, and more. NASA currently has 149 users registered for the MAX Federal Community. The MAX Community site is commonly used for sharing information, collaboratively drafting documents (including the direct-editing of documents posted on the site), supporting workgroups, submitting central reports, and much more. NASA also has the option to use BFE LoB's online meeting tool for NASA budget meetings. Enhancements to both tools will continue in 2009 as these technologies advance.

NASA may choose to use BFE LoB's "Touchpoints" document and budget execution process maps to improve its own agency interactions between budget execution and financial management. BFE LoB will continue to work toward more automated data exchange to improve data quality in these areas.

BFE LoB's Human Capital Federal Budget Core Competency Framework is a resource for NASA to use in its internal workforce planning initiatives. BFE LoB plans to continue to expand this framework in 2009.

Financial Management LoB (Managing Partner GSA)

NASA will realize the following benefits through participation in FM LoB and usage of a FM Shared Service Provider (SSP):

- Cost Savings;
- Minimizing Risk: SSP customers will be able to minimize risk by implementing and using financial systems that are already operating with standard operating procedures;
- Avoiding Duplicate Operational Costs: Reducing redundant costs by using standard business processes and a common system software certified by the Financial System Integration Office in the General Services Administration; and
- Facilitating Best Practices/Standardization: Key tools such as a Request for Proposal framework and Service Level Agreement guides will be provided to NASA to help in the development of agency agreements with SSPs.

Geospatial LoB (Managing Partner DoI)

As a funding partner, NASA can look forward to returns on investments from the Geospatial LoB initiative through increased efficiency and synergy across the government. Geospatial LoB aims to further refine the opportunities for optimizing and consolidating federal geospatial-related investments to reduce the cost of government and, at the same time, improve services to citizens. Cross-agency coordination of geospatial activities can identify, consolidate, and reduce or eliminate redundant geospatial investments. Developing the Geospatial Line of Business will result in a more coordinated approach to producing, maintaining, and using geospatial data, and will ensure sustainable participation from federal partners to establish a collaborative model for geospatial-related activities and investments.

Grants Management LoB (Managing Partners HHS and NSF)

NASA manages 2,449 grant awards equaling approximately \$850 million annually. NASA joined the National Science Foundation's Research.gov Consortium and anticipates the key benefit will be having a centralized location for the research community to track awards to closeout, locate policy, news and events, and results of research. In addition, the GM LoB Consortium lead agencies will spread operations and maintenance costs, and development, modernization, and enhancement costs across agencies, decreasing the burden that any one agency must bear.

NASA and the grantee community have benefited from participation in GM LoB by having greater visibility into the research efforts awarded by NASA. Furthermore, the implementation of the Research Performance Progress Reports and other standard post-award reports will help to decrease the number of unique agency-specific reporting requirements.

Human Resources Management LoB (Managing Partner OPM)

NASA benefits through its use of best-in-class HR services and systems provided by one of the approved service providers, the Department of Interior's National Business Center. Through its adoption of an approved service provider, NASA can achieve the benefits of "best-in-class" HR solutions and offer employees across the agency improved HR services without the costs of developing and maintaining its own HR systems. NASA's participation in HR LoB allows the agency to utilize government-wide HR solutions, as well as access lessons learned and best practices developed by the task force and other agencies.

National Archives and Records Administration

The E-Government initiatives serve citizens, businesses, and Federal and state government employees by delivering high quality services more efficiently at a lower price. Instead of expensive “stove-piped” operations, agencies work together to develop common solutions which achieve mission requirements at reduced cost, thereby making resources available for higher priority needs.

The National Archives and Records Administration (NARA) is providing funding in FY 2009 to the following E-Government Initiatives:	
Internal Efficiency and Effectiveness Portfolio <ul style="list-style-type: none">▪ E-Records Management▪ Integrated Acquisition Environment - Loans and Grants	Lines of Business (LoB) <ul style="list-style-type: none">▪ Geospatial LoB▪ Grants Management LoB

Benefits realized through the use of these initiatives are as follows:

Internal Efficiency and Effectiveness Portfolio

E-Records Management (Managing Partner NARA)

The mission of NARA is to serve American democracy by safeguarding and preserving the records of the U.S. Government, ensuring that the people can continually access the essential documentation of the rights of American citizens and the actions of their government. The E-Records Management initiative helps NARA meet this mission by allowing records information to be used to support timely and effective decision making, enhance service delivery, and ensure accountability.

Integrated Acquisition Environment - Loans and Grants (Managing Partner GSA)

All agencies participating in the posting and/or awarding of Loans & Grants are required by the Federal Funding Accountability and Transparency Act (FFATA) to disclose award information on a publicly accessible website. Cross-government cooperation with OMB’s Integrated Acquisition Environment initiative allows agencies to meet the requirements of the FFATA by assigning a unique identifier, determining corporate hierarchy, and validating and cleaning up incorrect or incomplete data. The FFATA enhances transparency of federal program performance information, funding, and loans & grants solicitation.

Lines of Business

Geospatial LoB (Managing Partner DoI)

The building of records management functions into Geospatial LoB’s Common Solutions and Target Architecture will greatly benefit NARA because agencies will be better able to schedule, appraise, store, protect, classify, and transfer to NARA their geospatial data and information. Geospatial LoB provides NARA the opportunity to work with the Federal Geographic Data Committee and the Geospatial LoB’s Program Management Office to assist agencies in utilizing standardized language, to ensure that they can assert the government’s rights in geospatial data. Future contracts also should address the government’s rights to reuse, share, and provide secondary access to geospatial data acquired from multiple sources.

Grants Management LoB (Managing Partner NSF & HHS)

NARA manages approximately 250 grant awards equaling in excess of \$16.8 million. NARA’s applicant community spans state and local government agencies, Native American tribal governments, colleges and universities, and non-profit organizations. Within these sectors, NARA’s community specifically comprises records managers, archivists, documentary editors, and related professionals and scholars.

NARA remains actively engaged in the goals of the Grants Management Line of Business (GM LoB). In FY 2008, NARA formalized its approved strategic partnership with the National Endowment for the Humanities (NEH). Through this partnership which began in FY 2006, NEH provides NARA with a customized instance of its Grants Management System (GMS) and related technical services. The partnership realizes GM LoB goals of aligning like-business practices across agency lines, and enabling economies of scale. The National Endowment for the Arts also joined this partnership in 2008.

This partnership allows NARA to effectively use Grants.gov as its sole portal for accepting grant applications. Through a system to system interface, NARA is able to directly ingest applications into its back-office system. Moreover, the NEH strategic partnership offers NARA staff a central hub for reviewing grant applications and managing the peer-review process, making final recommendations for grant funding and making grant awards, managing and closing awards, and fulfilling reporting obligations.

NARA's applicant community enjoys the benefit of the uniformity of Grants.gov for receiving grant announcements and for submitting applications. Streamlined workflows created by NARA's GM LoB strategic partnership also mean that successful applicants experience shorter turn-around times in the issuance of official documents.

The most significant cost-savings to NARA stems from the low cost of GMS relative to systems offered by other GM LoB Consortia. At less than \$25,000 in annual costs, GMS saves more than \$100,000 annually as compared to the least expensive grants Consortium system presently in place. Savings as compared to other, more expensive Consortia or developing a stand-alone system are even greater.

Other areas of cost savings and cost avoidance include: Cost savings and avoidance related to file storage costs total \$1,000 annually; reduced staff and material costs save \$11,500 annually; electronic transfer and exchange of applications save \$1,200 annually; organizational costs associated with greater uniformity in internal processes and forms are reduced \$2,000 annually.

National Science Foundation

The E-Government initiatives serve citizens, businesses, and Federal and state government employees by delivering high quality services more efficiently at a lower price. Instead of expensive “stove-piped” operations, agencies work together to develop common solutions which achieve mission requirements at reduced cost, thereby making resources available for higher priority needs.

The National Science Foundation (NSF) is providing funding in FY 2009 to the following E-Government Initiatives:	
Government to Business Portfolio <ul style="list-style-type: none"> ▪ Business Gateway 	Government to Government Portfolio <ul style="list-style-type: none"> ▪ Grants.gov
Internal Efficiency and Effectiveness Portfolio <ul style="list-style-type: none"> ▪ Integrated Acquisition Environment - Loans and Grants 	Lines of Business (LoB) <ul style="list-style-type: none"> ▪ Budget Formulation and Execution LoB ▪ Financial Management LoB ▪ Geospatial LoB ▪ Grants Management LoB ▪ Human Resources Management LoB

Benefits realized through the use of these initiatives are as follows:

Government to Business Portfolio

Business Gateway (Managing Partner SBA)

By creating a single portal for business information, such as regulatory compliance information Business Gateway directly benefits NSF’s stakeholders, including research firms and universities – many of whom are subject to complex regulatory requirements across multiple agencies.

NSF’s stakeholders can potentially receive significant benefits from Business Gateway. These benefits are outlined below. Through increased outreach, more constituents will be able to realize these benefits.

- **Maintenance savings:** Business.gov’s search technology will provide NSF with valuable user statistics and feedback, enabling it to simplify content management on its business compliance site.
- **Cost and time savings:** Businesses looking for NSF compliance regulations can save time and money by going to Business.gov. In FY 2008, 74 percent of Business.gov users who responded to the American Customer Satisfaction Index (ACSI) survey reported saving time at an average of nearly 10 hours per user, totaling 3,960,269 hours; 55 percent of survey respondents also reported saving money at an average of \$753 per user.
- **Increased forms management:** By making 20 forms available on Forms.gov, NSF saves agency time in forms management, and is expected to produce significant savings in paper and postage. NSF forms were accessed via Forms.gov 13,242 times in FY 2008.
- **Increased exposure:** Business.gov houses numerous NSF compliance links providing cross-agency effectiveness to American businesses. In FY 2008, Business.gov directed 200 visits to NSF sites.
- **Data harmonization:** Business Gateway is in a unique position to support data harmonization efforts indirectly through its content partnerships with various government agencies. NSF has the opportunity to identify and realize data harmonization benefits in many areas, such as protecting the security of emerging technologies.

Government to Government Portfolio

Grants.gov (Managing Partner HHS)

The Grants.gov initiative provides grant applicants with a single source to search and apply for funding opportunities from all federal grant-making agencies using common forms, processes, and systems. With NSF's full implementation of Grants.gov, the research community can now find and apply for NSF funding opportunities on Grants.gov as well as through NSF's FastLane website.

NSF has not identified or reported savings resulting from its use of Grants.gov. However, NSF recognizes the benefits that Grants.gov provides to the research community through use of standardized terminology, application forms and electronic submission processes. NSF has leveraged Grants.gov in the development of five agency specific forms (of which only 2 are required) and has used them 100 percent of the time; NSF uses government-wide forms 100 percent of the time for its application packages.

In FY 2008, NSF published 137 funding opportunities on Grants.gov and published associated application packages for 135 of those opportunities. NSF received 1,297 electronic applications through Grants.gov in FY 2008.

Internal Efficiency and Effectiveness Portfolio

Integrated Acquisition Environment - Loans and Grants (Managing Partner GSA)

All agencies participating in the posting and/or awarding of Loans & Grants are required by the Federal Funding Accountability and Transparency Act (FFATA) to disclose award information on a publicly accessible website. Cross-government cooperation with OMB's Integrated Acquisition Environment initiative allows agencies to meet the requirements of the FFATA by assigning a unique identifier, determining corporate hierarchy, and validating and cleaning up incorrect or incomplete data. The FFATA enhances transparency of federal program performance information, funding, and loans & grants solicitation.

Lines of Business

Budget Formulation and Execution LoB (Managing Partner ED)

NSF has realized significant benefits from the BFE LoB's leadership in encouraging best practices across all aspects of federal budgeting – from budget formulation and execution to performance to collaboration to human capital needs.

To help agencies assess, document, and communicate their budget systems requirements, BFE LoB created a decision matrix and recently evaluated nine budget systems against the matrix. This evaluation is available for all agencies to use and provides cost savings to agencies by eliminating the need for agencies to review these systems individually. NSF has used this matrix as a starting point in defining and prioritizing specific system needs.

NSF has also used the BFE LoB's "MAX Federal Community" to foster agency-wide collaboration. The community is a secure government-only collaborative website that provides significant benefits for collaboration across and within agencies, as well as knowledge management. It is used within the budget community, as well as other related communities such as Grants, Financial Management, Performance, E-Government, and more. NSF currently has 111 users registered for the MAX Federal Community. The MAX Community site is commonly used for sharing information, collaboratively drafting documents (including the direct-editing of documents posted on the site), supporting workgroups, submitting central reports, and much more. NSF also has the option to use BFE LoB's online meeting tool for NSF budget meetings. A new BFE LoB tool, the MAX eBriefing Collection Tool, will provide the ability to collect questions for the record, general questions and answers for the Hill inquiries, and briefing book

information. Enhancements to the MAX Federal Community and the online meeting tool, as well as incorporation of the new MAX eBriefing Collection tool will continue in 2009 as these technologies advance.

NSF has also used BFE LoB's "Touchpoints" document and budget execution process maps to assess interactions between budget execution and financial management. BFE LoB will continue to work toward more automated data exchange to improve data quality in these areas.

BFE LoB's Human Capital Federal Budget Core Competency Framework is a resource for NSF to use in its internal workforce planning initiatives. BFE LoB plans to continue to expand this framework in 2009.

Financial Management LoB (Managing Partner GSA)

NSF will realize the following benefits through participation in FM LoB and usage of a FM Shared Service Provider (SSP):

- Cost Savings;
- Minimizing Risk: New Agency SSP customers reduce costs and risk when migrating onto an existing SSP financial system compliant with established standards;
- Avoiding Duplicate Operational Costs: Reducing redundant costs by using standard business processes and a common system software certified by the Financial System Integration Office in the General Services Administration; and
- Facilitating Best Practices/Standardization: Key tools such as a Request for Proposal framework and Service Level Agreement guides will be provided to NSF to help in the development of agency agreements with SSPs.

Geospatial LoB (Managing Partner DoI)

NSF supports basic research across all fields of (non-medical) science through competitive proposals that are evaluated using merit-based peer review. To advance its mission, NSF actively participates in activities that shape and enhance the scientific enterprise. Although NSF is not currently a provider of a geospatial data, it does consider proposals for support of fundamental research that utilizes or enhances the value of geospatial information. NSF recognizes the importance of the LoB in establishing a more collaborative and performance-oriented culture within the federal geospatial arena that should optimize investments in data and technology and yield many long-term benefits to the nation.

Grants Management LoB (Managing Partners HHS and NSF)

NSF oversees about 40,000 active awards equaling over \$5 billion annually. NSF anticipates the key benefit of GM LoB will be having a common place for grantees to track the status of applications, find award information, and submit grant progress and financial reports. Automated business processes available through Consortia will decrease agency reliance on manual and paper-based processing. GM LoB will lead to a reduction in the number of systems of record for grants data across NSF and the government and will foster the development of common reporting standards, improving NSF's ability to provide agency- and government-wide reports on grant activities and results.

As a GM LoB Consortium lead, NSF has developed Research.gov, a Web portal containing government-wide resources and tools for research institutions to conduct grants business with federal research agencies. Research.gov aims to ease the grants administrative burden on applicants and awardees by providing a menu of services focused on the needs of research institutions. Research.gov provides:

- Research Spending and Results Service enabling the general public to search for detailed research grant award information including Principal Investigator, Award Abstract, and Publication Citations;
- Research Headlines and Events highlighting research activities from NSF and partner agencies;

- Policy library providing access to federal and agency-specific policies, guidelines, and procedures;
- Grants Application Status Service enabling principal investigators and sponsored project office staff to check the status of grant applications submitted to participating agencies;
- Federal Financial Report Service enabling grant recipients to complete and submit grant financial reports using the new government-wide federal financial report standard; and
- Institutions and User Management Service allowing institution administrators to add users and managed their profiles.

By leading the GM LoB Consortium, NSF will receive the following benefits:

- Avoiding costs related to developing and implementing online grants management services;
- Supporting federal agencies' efforts to promote their common research mission;
- Fulfilling federal mandates (Public Law 106-107, E-Government Act, and the Federal Funding Accountability and Transparency Act); and
- Organizing information into a single access point throughout the grants management business process.

Service to constituents will be improved through the standardization and streamlining of government-wide grants business processes. The public will receive time savings as a result of quicker notification and faster payments due to an automated system for grants processing. Furthermore, GM LoB will minimize complex and varying agency-specific requirements and increase grantee ease of use on federal grants management systems. Constituents will benefit from having fewer unique agency systems and processes to learn; grantees' will benefit from ease in learning how to use the system and reduced need to rely on call center technical support.

Human Resources Management LoB (Managing Partner OPM)

NSF benefits through its use of best-in-class HR services and systems provided by one of the approved service providers, the Department of Interior's National Business Center. Through its adoption of an approved service provider, NSF can achieve the benefits of "best-in-class" HR solutions and offer employees across the agency improved HR services without the costs of developing and maintaining its own HR systems. Participation in HR LoB allows NSF to utilize government-wide HR solutions, as well as access lessons learned and best practices developed by the task force and other agencies.

Nuclear Regulatory Commission

The E-Government initiatives serve citizens, businesses, and Federal and state government employees by delivering high quality services more efficiently at a lower price. Instead of expensive "stove-piped" operations, agencies work together to develop common solutions which achieve mission requirements at reduced cost, thereby making resources available for higher priority needs.

The Nuclear Regulatory Commission (NRC) is providing funding in FY 2009 to the following E-Government Initiatives:

Lines of Business (LoB)

- Budget Formulation and Execution LoB

Benefits realized through the use of this initiative are as follows:

Lines of Business

Budget Formulation and Execution LoB (Managing Partner ED)

BFE LoB provides significant benefits to partner agencies by encouraging best practices across all aspects of federal budgeting – from budget formulation and execution to performance to collaboration to human capital needs.

To benefit all agencies, including NRC, BFE LoB continues to support Department of Treasury as the system owner in the advancement of the Budget Formulation and Execution Manager (BFEM), the first shared fee-for-service budget formulation system. With support from BFE LoB, Treasury/BFEM made available a new Performance Measure Manager (PMM) module in early 2008. This module allows users to automate the definition, collection, and reporting of all types of performance measures. The BFEM system is an option for NRC's budget formulation or performance measurement needs. In 2009, Treasury/BFEM plans to integrate PMM with OMB's Program Assessment Rating Tool system and begin work on automating the transfer of apportionment data from BFEM to OMB's MAX system.

To help agencies assess their budget systems requirements, BFE LoB created a decision matrix and recently evaluated nine budget systems against the matrix. This evaluation is available for all agencies to use and provides cost savings to agencies by eliminating the need for agencies to review this many systems individually. NRC may benefit from using this matrix as a starting point in determining specific system needs and determining a short list of the available systems to best meet its requirements. In 2009, BFE LoB will research the possibilities for additional fee-for-service budget systems.

BFE LoB's "MAX Federal Community," a secure government-only collaborative website, provides significant benefits for collaboration across and within agencies, as well as knowledge management. It is used within the budget community, as well as other related communities such as Grants, Financial Management, Performance, E-Government, and more. NRC currently has 62 users registered for the MAX Federal Community. The MAX Community site is commonly used for sharing information, collaboratively drafting documents (including the direct-editing of documents posted on the site), supporting workgroups, submitting central reports, and much more. NRC also has the option to use BFE LoB's online meeting tool for NRC budget meetings. Several bureaus have shown interest and/or taken Collaboration training. Enhancements to both tools will continue in 2009 as these technologies advance.

NRC may choose to use BFE LoB's "Touchpoints" document and budget execution process maps to improve its own agency interactions between budget execution and financial management. BFE LoB will continue to work toward more automated data exchange to improve data quality in these areas.

BFE LoB's Human Capital Federal Budget Core Competency Framework is a resource for NRC to use in its internal workforce planning initiatives. BFE LoB plans to continue to expand this framework in 2009.

Office of Personnel Management

The E-Government initiatives serve citizens, businesses, and Federal and state government employees by delivering high quality services more efficiently at a lower price. Instead of expensive “stove-piped” operations, agencies work together to develop common solutions which achieve mission requirements at reduced cost, thereby making resources available for higher priority needs.

The Office of Personnel Management (OPM) is providing funding in FY 2009 to the following E-Government Initiatives:	
Government to Citizen Portfolio <ul style="list-style-type: none">▪ Disaster Assistance Improvement Plan	Government to Business Portfolio <ul style="list-style-type: none">▪ Business Gateway
Internal Efficiency and Effectiveness Portfolio <ul style="list-style-type: none">▪ Enterprise Human Resources Integration	Lines of Business (LoB) <ul style="list-style-type: none">▪ Budget Formulation and Execution LoB▪ Financial Management LoB▪ Human Resources Management LoB

Benefits realized through the use of these initiatives are as follows:

Government to Citizen Portfolio

Disaster Assistance Improvement Plan (Managing Partner DHS)

The Disaster Assistance Improvement Plan (DAIP) is a government-wide effort to improve the delivery of disaster assistance all across the Federal government. The initiative includes member agencies which have active disaster assistance programs as well as those which do not. While some partner agencies are affected less than others in times of a disaster, all are affected in some way.

OPM was identified by DAIP as providing assistance that is valuable to disaster victims. It supports non-disaster assistance programs and services which reach disaster victims who may be displaced or are otherwise out of contact. Participation in DAIP helps to reduce the burden on other federal agencies which routinely provide logistical help and other critical management or organizational support during disasters.

In its first year of operation, the DAIP team identified the following Form of Assistance (FOA) within the Office of Personnel Management:

- Category 5 – Forms of assistance providing information and agency resources that may be of interest to disaster victims:
 - Federal Retiree Benefits (Office of Personnel Management)

An independent FOA Validation Study is currently underway for VA to ensure a consistent, replicable process for the establishment of a baseline as well as assessing all agency FOAs for inclusion in DAIP.

Government to Business Portfolio

Business Gateway (Managing Partner SBA)

By creating a single portal for business information, such as regulatory compliance information Business Gateway directly benefits OPM’s stakeholders by making its forms more accessible.

OPM's stakeholders can potentially receive significant benefits from Business Gateway. These benefits are outlined below. Through increased outreach, more constituents will be able to realize these benefits.

- **Contact center savings:** Due to the use of Business.gov and Forms.gov a decrease in misdirected calls is expected resulting in cost savings for OPM.
- **Maintenance savings:** Business.gov's search technology will provide OPM with valuable user statistics and feedback, enabling it to simplify content management on its business compliance site.
- **Cost and time savings:** Businesses looking for OPM compliance regulations can save time and money by going to Business.gov. In FY 2008, 74 percent of Business.gov users who responded to the American Customer Satisfaction Index (ACSI) survey reported saving time at an average of nearly 10 hours per user, totaling 3,960,269 hours; 55 percent of survey respondents also reported saving money at an average of \$753 per user.
- **Increased forms management:** By making 71 forms available on Forms.gov, OPM saves agency time in forms management, and is expected to produce significant savings in paper and postage. OPM forms were accessed via Forms.gov 75,977 times in FY 2008.
- **Regulatory compliance:** The Business.gov website enables OPM to comply with the reporting requirement for the Small Business Paperwork Relief Act (SBPRA) and is also consistent with the Small Business Regulatory Enforcement Fairness Act of 1996 (SBREFA), which called on federal regulatory agencies to publish small business guides that assist small firms in complying with, and answer small businesses' inquiries about federal regulations.
- **Reduced burden on field offices:** By directing compliance-related inquiries to Business.gov, agencies with field offices will save training and staff-time dollars.

Internal Efficiency and Effectiveness Portfolio

Enterprise Human Resources Integration (Managing Partner OPM)

The mission of OPM is to ensure the Federal government has an effective civilian workforce. One of the many things OPM must do to accomplish this goal is enhance Federal employees' ability to access their respective human resource (HR) records. This initiative benefits OPM by providing immediate and secure access to personnel records via the Internet 24-hours a day. Streamlining HR processes such as employee transfers, retirements, and separations reduces dependencies on costly and inefficient paper-based HR processes. The initiative benefits employees because it ensures faster transfer of employment information and gives access to their own personal HR data. This improves data and integrity because it allows employees to self-validate information contained in their files.

Lines of Business

Budget Formulation and Execution LoB (Managing Partner ED)

BFE LoB provides significant benefits to partner agencies by encouraging best practices across all aspects of federal budgeting – from budget formulation and execution to performance to collaboration to human capital needs.

To benefit all agencies, including OPM, BFE LoB continues to support Department of Treasury as the system owner in the advancement of the Budget Formulation and Execution Manager (BFEM), the first shared fee-for-service budget formulation system. With support from BFE LoB, Treasury/BFEM made available a new Performance Measure Manager (PMM) module in early 2008. This module allows users to automate the definition, collection, and reporting of all types of performance measures. The BFEM system is an option for OPM's budget formulation or performance measurement system needs. In 2009, Treasury/BFEM plans to integrate PMM with OMB's Program Assessment Rating Tool system and begin work on automating the transfer of apportionment data from BFEM to OMB's MAX system.

To help agencies assess their budget systems requirements, BFE LoB created a decision matrix and recently evaluated nine budget systems against the matrix. This evaluation is available for all agencies to use and provides cost savings to agencies by eliminating the need for agencies to review this many systems individually. OPM may benefit from using this matrix as a starting point in determining specific system needs and determining a short list of the available systems to best meet its requirements. In 2009, BFE LoB will research the possibilities for additional fee-for-service budget systems.

BFE LoB's "MAX Federal Community," a secure government-only collaborative website, provides significant benefits for collaboration across and within agencies, as well as knowledge management. It is used within the budget community, as well as other related communities such as Grants, Financial Management, Performance, E-Government, and more. OPM currently has 176 users registered for the MAX Federal Community. The MAX Community site is commonly used for sharing information, collaboratively drafting documents (including the direct-editing of documents posted on the site), supporting workgroups, submitting central reports, and much more. OPM also has the option to use BFE LoB's online meeting tool for OPM budget meetings. Enhancements to both tools will continue in 2009 as these technologies advance.

OPM may choose to use BFE LoB's "Touchpoints" document and budget execution process maps to improve its own agency interactions between budget execution and financial management. BFE LoB will continue to work toward more automated data exchange to improve data quality in these areas.

BFE LoB's Human Capital Federal Budget Core Competency Framework is a resource for OPM to use in its internal workforce planning initiatives. BFE LoB plans to continue to expand this framework in 2009.

Financial Management LoB (Managing Partner GSA)

OPM will realize the following benefits through participation in FM LoB and usage of a FM Shared Service Provider (SSP):

- Cost Savings;
- Minimizing Risk: SSP customers will be able to minimize risk by implementing and using financial systems that are already operating with standard operating procedures;
- Avoiding Duplicate Operational Costs: Reducing redundant costs by using standard business processes and a common system software certified by the Financial System Integration Office in the General Services Administration; and
- Facilitating Best Practices/Standardization: Key tools such as a Request for Proposal framework and Service Level Agreement guides will be provided to OPM to help in the development of agency agreements with SSPs.

Human Resources Management LoB (Managing Partner OPM)

The HR LoB initiative identifies and promotes the use of best-in-class systems and processes for administering back-office personnel functions for the federal workforce. As the managing partner of this initiative, OPM supports its mission to help agencies to build and maintain a high quality and diverse federal workforce. Agencies benefit through use of best-in-class HR services and systems provided by one of the approved service providers, without the costs of developing and maintaining their own HR systems. Agency employees benefit from improved HR services. Participation in HR LoB allows OPM to utilize government-wide HR solutions, as well as access lessons learned and best practices developed by the task force and other agencies.

Small Business Administration

The E-Government initiatives serve citizens, businesses, and Federal and state government employees by delivering high quality services more efficiently at a lower price. Instead of expensive “stove-piped” operations, agencies work together to develop common solutions which achieve mission requirements at reduced cost, thereby making resources available for higher priority needs.

The Small Business Administration (SBA) is providing funding in FY 2009 to the following E-Government Initiatives:		
Government to Citizen Portfolio <ul style="list-style-type: none"> ▪ Disaster Assistance Improvement Plan 	Government to Business Portfolio <ul style="list-style-type: none"> ▪ Business Gateway 	Government to Government Portfolio <ul style="list-style-type: none"> ▪ Grants.gov
Internal Efficiency and Effectiveness Portfolio <ul style="list-style-type: none"> ▪ Integrated Acquisition Environment ▪ Integrated Acquisition Environment - Loans and Grants 		Lines of Business (LoB) <ul style="list-style-type: none"> ▪ Budget Formulation and Execution LoB ▪ Financial Management LoB ▪ Geospatial LoB ▪ Grants Management LoB

Benefits realized through the use of these initiatives are as follows:

Government to Citizen Portfolio

Disaster Assistance Improvement Plan (Managing Partner DHS)

The Disaster Assistance Improvement Plan (DAIP) is a government-wide effort to improve the delivery of disaster assistance all across the Federal government. The initiative includes member agencies which have active disaster assistance programs as well as those which do not. While some partner agencies are affected less than others in times of a disaster, all are affected in some way.

SBA was identified by DAIP as providing disaster assistance. In addition, SBA also supports other non-disaster assistance programs and services which continue to reach disaster victims who may be displaced or are otherwise out of contact. Participation in DAIP helps to reduce the burden on other federal agencies which routinely provide logistical help and other critical management or organizational support during disasters.

SBA has had a long-term, collaborative relationship with DHS/FEMA in providing disaster-related assistance. In its first year of operation, the DAIP team identified the following Forms of Assistance (FOA) within the SBA:

- Category 1 – Disaster-related forms of assistance centrally administered at the federal level:
 - Business Disaster Loans (Office of Disaster Assistance)
 - Home and Property Disaster Loans (Office of Disaster Assistance)

Government to Business Portfolio

Business Gateway (Managing Partner SBA)

SBA’s mission – to “maintain and strengthen the nation’s economy by aiding, counseling, assisting and protecting the interests of small businesses and by helping families and businesses recover from national

disasters” – is inextricably tied to the Business Gateway (BG) mission of providing the nation’s businesses with easier access to information and tools to reduce burden and help businesses comply with government regulations.

A key rationale for building the BG is to fulfill the statutory mission of SBA to help small businesses succeed by creating a more approachable, responsive, and accessible government. SBA's goal, as managing partner of the program, is to use the internet to improve the service, efficiency, and effectiveness of business operations, and to transform government into an innovative, reliable, trustworthy and citizen-centered partner.

By creating a single portal for business information, such as regulatory compliance information BG directly benefits SBA’s stakeholders – entrepreneurs, small businesses and associations – many of whom are subject to complex regulatory requirements across multiple agencies.

SBA’s stakeholders can potentially receive significant benefits from BG. These benefits are outlined below. Through increased outreach, more constituents will be able to realize these benefits.

- Contact center savings: Due to the use of Business.gov and Forms.gov a decrease in misdirected calls is expected resulting in cost savings for SBA.
- Maintenance savings: Business.gov’s search technology will provide SBA with valuable user statistics and feedback, enabling it to simplify content management on its business compliance site.
- Cost and time savings: Businesses looking for SBA compliance regulations can save time and money by going to Business.gov. In FY 2008, 74 percent of Business.gov survey respondents (via the American Customer Satisfaction, or ACSI) reported saving time at an average of nearly 10 hours per user, totaling 3,960,269 hours; 55 percent of survey respondents also reported saving money at an average of \$753 per user.
- Increased forms management: By making 75 forms available on Forms.gov, SBA saves agency time in forms management, and is expected to produce significant savings in paper and postage. SBA forms were accessed via Forms.gov 269,398 times in FY 2008.
- Increased exposure: Business.gov houses numerous SBA compliance links providing cross-agency effectiveness to American businesses. In FY 2008, Business.gov directed 218,522 visits to SBA sites.
- Regulatory compliance: BG enables SBA to comply with the reporting requirement for the Small Business Paperwork Relief Act (SBPRA). It also helps SBA to comply with the Energy Independence and Security Act of 2007, which required SBA to establish a Small Business Energy Efficiency Program. In April 2008, BG partnered with SBA and the EnergyStar program to publish an Energy Efficiency Guide for Small Businesses. The guide has been viewed over 60,000 times since it was published.
- Reduced burden on field offices: By directing compliance-related inquiries to Business.gov, agencies with field offices will save training and staff-time dollars.
- Data harmonization: BG is in a unique position to support data harmonization efforts indirectly through its content partnerships with various government agencies. SBA has the opportunity to identify and realize data harmonization benefits in many areas, such as economic information gathering and revenue adjustments.

***Business Gateway
Constituent Quote...***

“Business.gov is the perfect resource for me. I’m growing one business and starting another. This website works on two different levels, providing the direct connections I want for my on-going business needs and the basic start-up support I need for launching my new business.

Business.gov is like having a silent partner on line.”

– Small Business Owner

Government to Government Portfolio

Grants.gov (Managing Partner HHS)

The Grants.gov initiative continues to benefit SBA and its grant programs by providing a single location to publish grant (funding) opportunities and application packages, and by providing a single site for the

grants community to apply for grants using common forms, processes, and systems. SBA derives its largest source of benefits from Grants.gov by not having to develop its own system for collecting electronic grant applications for paper-based grant programs.

In FY 2008 SBA posted twelve funding opportunities, twelve application packages and received 662 Electronic Submissions from the grants community via Grants.gov. SBA use government-wide forms 100 percent of the time for its application packages.

Internal Efficiency and Effectiveness Portfolio

Integrated Acquisition Environment (Managing Partner GSA)

Through adoption of the tools and services provided by the Integrated Acquisition Environment (IAE) initiative, SBA improved its ability to make informed and efficient purchasing decisions, enabling it to replace manual processes. If it were not possible for SBA to use the IAE systems, they would need to build and maintain separate systems to record vendor and contract information, and to post procurement opportunities. Agency purchasing officials would not have access to databases of important information from other agencies on vendor performance and could not use systems to replace paper-based and labor-intensive work efforts. SBA currently hosts the Electronic Subcontracting Reporting System for the Federal government as part of the IAE initiative. This system provides a single point of collection for subcontracting reporting data across the Federal government and replaced separate systems maintained by individual agencies. For FY 2008, SBA received estimated benefits of \$62,249 based upon the processes, personnel, roles, steps, and actions involved. In addition, the Agency realized an estimated cost avoidance of \$84,711 and estimated operational cost savings of \$462,129.

The IAE includes, but is not limited to, the following components:

- **Central Contractor Registration (CCR):** Provides SBA a single source of trading partner data. CCR Tools enable SBA access to current socio economic and financial information as needed for its contractors and grantees without maintenance. In addition, CCR allows SBA to meet its statutory obligations to provide consistent application of Size Determination definition and process; identify Small Disadvantage Business, Hubzone, 8(a) certification determinations and recognition.
 - The automated collection and management of CCR-type vendor data for its intended purposes is estimated to avoid the equivalent of 0.9 man-hours per award transaction based upon the processes, personnel, roles, steps, and actions involved.
 - Trading Partners: Enables trading partners to provide required information into a central database for use across the federal enterprise instead of submitting to each Government office.
- **Electronic Subcontracting Reporting System (eSRS):** Provides subcontract reporting. eSRS automates the collection and management of Individual Subcontract Reports (Formally SF-294) and Summary Subcontract Reports (Formally SF-295) data for SBA. In addition, eSRS has provided an efficient business process to meet SBA statutory obligation to manage the federal subcontracting process. eSRS now provides SBA an automated process to collect and consolidate agencies' annual summary subcontracting for required reporting to the President and Congress.
 - The automated collection and management of eSRS-type data for the SF-294 and SF-295 for its intended purposes is estimated to avoid the equivalent of 0.3 government man-hours per subject award transaction that requires subcontracting plans based upon the processes, personnel, roles, steps, and actions involved.
 - Small Business/Prime Contractors: Provides an automated filing and reporting capability for contractors using sub-contractors ensuring proper sub-contractor usage.

- **Federal Business Opportunity (FBO):** Source for contracting opportunities. Enables the SBA to automate management of the competitive notice processes.
 - Cost avoidance is realized by eliminating time delays, labor, supplies/resource usage, equipment wear, & expenditures related to: printing, photocopying, ink & paper usage, postage, maintenance of interested vendor lists; mailing, correction of mailing addresses, settling disagreements over wrong mailings, investigation of returned non-deliveries of notices, etc. The automated management of the competitive notice processes is estimated to avoid the equivalent of 5.5 government man-hours per subject transaction based upon the processes, personnel, roles, steps, and actions involved.
 - Small Business/Contractors: Enables contractors and small businesses access to federal solicitations using standard internet browser capabilities and provides an e-mail notification process for new postings. This further eliminates the need to check websites from every contracting office for bidding opportunities.
- **Federal Technical Documents System (FedTeDS):** In FY 2008, FedTeDS services were incorporated into FBO. FedTeDS functionality controls access to secure but unclassified documents. FedTeds provides SBA with a secure service for storage and distribution of secure but unclassified documents for solicitations.
 - Cost avoidance is realized by eliminating time delays, labor, supplies/resource usage, equipment wear, & expenditures related to: printing, photocopying, ink & paper usage, postage, maintenance of interested vendor lists; mailing, correction of mailing addresses, settling disagreements over wrong mailings, investigation of returned non-deliveries of notices, etc. The automated management of the processes is estimated to avoid labor equivalent to 2.5 government man-hours per subject transaction based upon the processes, personnel, roles, steps, and actions involved.
 - Public/Federal Security: Provides a secure facility to protect secure but unclassified technical documentation related to solicitations.
- **Federal Procurement Data System-Next Generation (FPDS-NG):** Supplies contract award data. FPDS-NG provides SBA with an automated capability to directly report awards real time from the SBA contract writing systems and extract reports of award data on demand. In addition, FPDS-NG has provided the single source of authoritative contract accomplishment data. This has allowed SBA an ability to meet its statutory obligation to manage the federal small business program and generate the annual Small Business Goaling Report. FPDS-NG now provides SBA an automated process to collect and consolidate agencies' annual small business goaling real time for required reporting to the President and Congress.
 - Discontinue the SBA feeder system; facilitate real time reporting integrated with agency contract writing systems.
 - Congress/Public: Automates the dissemination of contract award data and incorporates public access.
- **Online Representation and Certification (ORCA):** Replaces most of the paper-based Representations and Certifications in Section K of solicitations to SBA with an Internet application.
 - ORCA efficiencies compared to the equivalent manual management of the necessary representations and certifications for subject transactions are estimated to avoid the equivalent of 1.2 government man-hours each based upon the processes, personnel, roles, steps, and actions involved.
 - Contractors: Reduces time, cost and inaccuracies for contractors responding to federal solicitations. ORCA generally provides for a single annual submission to replace the previous repetitive input in every solicitation.

- **Wage Determination Online (WDOL):** Provides Service Contract Act (SCA) & Davis Bacon Act (DBA) labor rates. Makes available the most current labor rates to SBA.
 - In FY 2008, there were totals of 615,264 SCA wage determinations and 688,307 DBA wage determinations made on WDOL.
 - Cost avoidance is realized by eliminating time delays, labor, supplies/resource usage, equipment wear, and expenditures related to: printing, photocopying, ink & paper usage, and postage for corresponding with contractors. The automated management of the processes is estimated to avoid labor equivalent to 1.5 government man-hours per wage determination request based upon the processes, personnel, roles, steps, and actions involved.
 - Public: Ensures that appropriate labor rates are included in a contract for the labor categories specified in the Service Contract Act and Davis-Bacon Act.

Integrated Acquisition Environment - Loans and Grants (Managing Partner GSA)

All agencies participating in the posting and/or awarding of Loans & Grants are required by the Federal Funding Accountability and Transparency Act (FFATA) to disclose award information on a publicly accessible website. Cross-government cooperation with OMB's Integrated Acquisition Environment initiative allows agencies to meet the requirements of the FFATA by assigning a unique identifier, determining corporate hierarchy, and validating and cleaning up incorrect or incomplete data. The FFATA enhances transparency of federal program performance information, funding, and loans & grants solicitation.

Lines of Business

Budget Formulation and Execution LoB (Managing Partner ED)

BFE LoB provides significant benefits to partner agencies by encouraging best practices across all aspects of federal budgeting – from budget formulation and execution to performance to collaboration to human capital needs.

To benefit all agencies, including SBA, BFE LoB continues to support Department of Treasury as the system owner in the advancement of the Budget Formulation and Execution Manager (BFEM), the first shared fee-for-service budget formulation system. With support from BFE LoB, Treasury/BFEM made available a new Performance Measure Manager (PMM) module in early 2008. This module allows users to automate the definition, collection, and reporting of all types of performance measures. The BFEM system is an option for SBA's budget formulation or performance measurement system needs. In 2009, Treasury/BFEM plans to integrate PMM with OMB's Program Assessment Rating Tool system and begin work on automating the transfer of apportionment data from BFEM to OMB's MAX system.

To help agencies assess their budget systems requirements, BFE LoB created a decision matrix and recently evaluated nine budget systems against the matrix. This evaluation is available for all agencies to use and provides cost savings to agencies by eliminating the need for agencies to review this many systems individually. SBA may benefit from using this matrix as a starting point in determining specific system needs and determining a short list of the available systems to best meet its requirements. In 2009, BFE LoB will research the possibilities for additional fee-for-service budget systems.

BFE LoB's "MAX Federal Community," a secure government-only collaborative website, provides significant benefits for collaboration across and within agencies, as well as knowledge management. It is used within the budget community, as well as other related communities such as Grants, Financial Management, Performance, E-Government, and more. SBA currently has 92 users registered for the MAX Federal Community. The MAX Community site is commonly used for sharing information, collaboratively drafting documents (including the direct-editing of documents posted on the site), supporting

workgroups, submitting central reports, and much more. SBA also has the option to use BFE LoB's online meeting tool for SBA budget meetings. Enhancements to both tools will continue in 2009 as these technologies advance.

SBA may choose to use BFE LoB's "Touchpoints" document and budget execution process maps to improve its own agency interactions between budget execution and financial management. BFE LoB will continue to work toward more automated data exchange to improve data quality in these areas.

BFE LoB's Human Capital Federal Budget Core Competency Framework is a resource for SBA to use in its internal workforce planning initiatives. BFE LoB plans to continue to expand this framework in 2009.

Financial Management LoB (Managing Partner GSA)

SBA will realize the following benefits through participation in FM LoB and usage of a FM Shared Service Provider (SSP):

- Cost Savings;
- Minimizing Risk: SSP customers will be able to minimize risk by implementing and using financial systems that are already operating with standard operating procedures;
- Avoiding Duplicate Operational Costs: Reducing redundant costs by using standard business processes and a common system software certified by the Financial System Integration Office in the General Services Administration; and
- Facilitating Best Practices/Standardization: Key tools such as a Request for Proposal framework and Service Level Agreement guides will be provided to VA to help in the development of agency agreements with SSPs.

Geospatial LoB (Managing Partner DoI)

SBA is looking forward to the returns on investments from the Geospatial LoB with regard to the efficiency and synergy across the government. Geospatial LoB provides more immediate access to geospatial information that would lead to improved productivity, improved mission delivery, and increased service to citizens. Geospatially enabling traditional business data will improve business process efficiency, allow for geographically based work planning and investment processes, assist in infrastructure asset tracking, improve mission delivery, and promote use of business intelligence in the Department's decision support systems. The LoB is intended to establish methods for improved processes of doing business using geospatial information.

Grants Management LoB (Managing Partners HHS and NSF)

SBA manages 517 active grant awards, equaling approximately \$73.8 million annually. SBA was approved by OMB on April 4, 2008 to utilize PRISM software (a Compusearch product) as its alternative solution for Grants Management rather than partnering with a Grants Management Line of Business Consortium lead. SBA received permission from OMB to use the PRISM software because it demonstrated that the proposed solution is an efficient and cost effective solution that aligns with the goals of GM LoB; however, SBA has agreed to participate in the annual review of its waiver of the GM LoB Consortium lead.

As part of GM LoB, SBA intends to monitor itself to assess the proposed solution as well as commit to actively participate in a COTS user group for grant-making agencies. The working group will identify opportunities for sharing information and best practices that will lead to increased efficiencies among the COTS product's users, influence product development, and potentially reduce costs. SBA will continue to attend GM LoB meetings and to participate in all activities to support the Federal Financial Assistance Management Improvement Act of 1999 and the Federal Funding Accountability and Transparency Act of 2006.

SBA anticipates that the same key benefits of having a centralized location to download all applications, make awards, and track awards to closeout. Service to constituents will be improved through the standardization and streamlining of government wide grants business processes. The public will receive time savings as a result of quicker notification. Furthermore, SBA will minimize complex and varying agency-specific requirements and increase grantee ease of use on federal grants management systems. Constituents will benefit as they will have fewer unique agency systems and processes to learn.

Smithsonian Institution

The E-Government initiatives serve citizens, businesses, and Federal and state government employees by delivering high quality services more efficiently at a lower price. Instead of expensive “stove-piped” operations, agencies work together to develop common solutions which achieve mission requirements at reduced cost, thereby making resources available for higher priority needs.

The Smithsonian Institution is providing funding in FY 2009 to the following E-Government Initiatives:

Lines of Business (LoB)

- Budget Formulation and Execution LoB

Benefits realized through the use of this initiative are as follows:

Lines of Business

Budget Formulation and Execution LoB (Managing Partner ED)

BFE LoB provides significant benefits to partner agencies by encouraging best practices across all aspects of federal budgeting – from budget formulation and execution to performance to collaboration to human capital needs.

To benefit all agencies, including the Smithsonian, BFE LoB continues to support Department of Treasury as the system owner in the advancement of the Budget Formulation and Execution Manager (BFEM), the first shared fee-for-service budget formulation system. With support from BFE LoB, Treasury/BFEM made available a new Performance Measure Manager (PMM) module in early 2008. This module allows users to automate the definition, collection, and reporting of all types of performance measures. The BFEM system is an option for Smithsonian’s budget formulation or performance measurement needs. In 2009, Treasury/BFEM plans to integrate PMM with OMB’s Program Assessment Rating Tool system and begin work on automating the transfer of apportionment data from BFEM to OMB’s MAX system.

To help agencies assess their budget systems requirements, BFE LoB created a decision matrix and recently evaluated nine budget systems against the matrix. This evaluation is available for all agencies to use and provides cost savings to agencies by eliminating the need for agencies to review this many systems individually. The Smithsonian may benefit from using this matrix as a starting point in determining specific system needs and determining a short list of the available systems to best meet its requirements. In 2009, BFE LoB will research the possibilities for additional fee-for-service budget systems.

BFE LoB’s “MAX Federal Community,” a secure government-only collaborative website, provides significant benefits for collaboration across and within agencies, as well as knowledge management. It is used within the budget community, as well as other related communities such as Grants, Financial Management, Performance, E-Government, and more. Smithsonian currently has 33 users registered for the MAX Federal Community. The MAX Community site is commonly used for sharing information, collaboratively drafting documents (including the direct-editing of documents posted on the site), supporting workgroups, submitting central reports, and much more. Smithsonian also has the option to use BFE LoB’s online meeting tool for Smithsonian budget meetings. Several bureaus have shown interest and/or taken Collaboration training. Enhancements to both tools will continue in 2009 as these technologies advance.

The Smithsonian may choose to use BFE LoB's "Touchpoints" document and budget execution process maps to improve its own agency interactions between budget execution and financial management. BFE LoB will continue to work toward more automated data exchange to improve data quality in these areas.

BFE LoB's Human Capital Federal Budget Core Competency Framework is a resource for the Smithsonian to use in its internal workforce planning initiatives. BFE LoB plans to continue to expand this framework in 2009.

Social Security Administration

The E-Government initiatives serve citizens, businesses, and Federal and state government employees by delivering high quality services more efficiently at a lower price. Instead of expensive “stove-piped” operations, agencies work together to develop common solutions which achieve mission requirements at reduced cost, thereby making resources available for higher priority needs.

The Social Security Administration (SSA) is providing funding in FY 2009 to the following E-Government Initiatives:		
<p>Government to Citizen Portfolio</p> <ul style="list-style-type: none"> Disaster Assistance Improvement Plan 	<p>Government to Business Portfolio</p> <ul style="list-style-type: none"> Business Gateway 	<p>Government to Government Portfolio</p> <ul style="list-style-type: none"> Grants.gov
<p>Internal Efficiency and Effectiveness Portfolio</p> <ul style="list-style-type: none"> E-Gov Travel Integrated Acquisition Environment - Loans and Grants 	<p>Lines of Business (LoB)</p> <ul style="list-style-type: none"> Budget Formulation and Execution LoB Financial Management LoB Geospatial LoB Grants Management LoB Human Resources LoB 	

Benefits realized through the use of these initiatives are as follows:

Government to Citizen Portfolio

Disaster Assistance Improvement Plan (Managing Partner DHS)

The Disaster Assistance Improvement Plan (DAIP) is a government-wide effort to improve the delivery of disaster assistance all across the Federal government. The initiative includes member agencies which have active disaster assistance programs as well as those which do not. While some partner agencies are affected less than others in times of a disaster, all are affected in some way.

SSA was identified by DAIP as providing assistance that is valuable to disaster victims. It supports non-disaster assistance programs and services which reach disaster victims who may be displaced or are otherwise out of contact. Participation in DAIP helps to reduce the burden on other federal agencies which routinely provide logistical help and other critical management or organizational support during disasters.

In its first year of operation, the DAIP team identified the following Forms of Assistance (FOA) within the Social Security Administration:

- Category 3 – Forms of assistance not inherently disaster-related, administered at the federal, state or local level:
 - *Social Security Benefits (Social Security Administration)*
- Category 4 – Agencies that can leverage data collected from disaster victims or can provide additional data/validations:
 - *Change of Address (Social Security Administration)*

An independent FOA Validation Study is currently underway for SSA to ensure a consistent, replicable process for the establishment of a baseline as well as assessing all agency FOAs for inclusion in DAIP.

Government to Business Portfolio

Business Gateway (Managing Partner SBA)

By creating a single portal for business information, such as regulatory compliance information Business Gateway directly benefits SSA's stakeholders – entrepreneurs, small businesses and associations – many of whom are subject to complex regulatory requirements across multiple agencies.

SSA's stakeholders can potentially receive significant benefits from Business Gateway. These benefits are outlined below. Through increased outreach, more constituents will be able to realize these benefits.

- Cost and time savings: Businesses looking for SSA compliance regulations may save time and money by going to Business.gov. In FY 2008, 74 percent of Business.gov users who responded to the American Customer Satisfaction Index (ACSI) survey reported saving time at an average of nearly 10 hours per user, totaling 3,960,269 hours; 55 percent of survey respondents also reported saving money at an average of \$753 per user.
- Increased forms management: By making 195 forms available on Forms.gov, SSA may expect a realization of paper and postage savings. SSA forms were accessed via Forms.gov 498,206 times in FY 2008.
- Increased exposure: Business.gov houses numerous SSA compliance links providing cross-agency effectiveness to American businesses. In FY 2008, Business.gov directed 4,277 visits to SSA sites.
- Regulatory compliance: The Business.gov website enables SSA to comply with the reporting requirement for the Small Business Paperwork Relief Act (SBPRA) and the Small Business Regulatory Enforcement Fairness Act of 1996 (SBREFA), which called on federal regulatory agencies to publish small business guides that assist small firms in complying with, and answer small businesses' inquiries about federal regulations.

Government to Government Portfolio

Grants.gov (Managing Partner HHS)

The Grants.gov initiative benefits SSA and its grant programs by providing a single location to publish grant (funding) opportunities and application packages, as well as through providing a single site for the grants community to apply for grants using common forms, processes and systems. SSA derives its largest source of benefits from Grants.gov through increased organizational efficiencies. SSA has leveraged Grants.gov in the development of two agency specific forms, and use government-wide forms 100 percent of the time for its application packages.

As of September 2008, SSA had posted 25 funding opportunities and 27 application packages on Grants.gov. SSA received 295 electronic applications during FY2 008 and approximately 1,528 total from the grants community via Grants.gov. Because of Grants.gov, SSA has a fully electronic grant process for Finding and Applying for 100 percent of its grant programs.

Internal Efficiency and Effectiveness Portfolio

E-Gov Travel (Managing Partner GSA)

SSA began migrating its travel services to Carlson Wagonlit Government Travel, one of the three designated E-Gov Travel Service providers, in Q4 FY 2008 and is realizing the following benefits:

- Increased cost savings associated with overall reduction in Travel Management Center transaction service fees;
- Improved strategic source pricing through cross-government purchasing agreements;
- Improved business process functionality as a result of streamlined travel policies and processes;

- Enhanced security and privacy controls for the protection of government and personal data; and
- Improved agency oversight and audit capabilities.

Integrated Acquisition Environment - Loans and Grants (Managing Partner GSA) -

All agencies participating in the posting and/or awarding of Loans & Grants are required by the Federal Funding Accountability and Transparency Act (FFATA) to disclose award information on a publicly accessible website. Cross-government cooperation with OMB's Integrated Acquisition Environment initiative allows agencies to meet the requirements of the FFATA by assigning a unique identifier, determining corporate hierarchy, and validating and cleaning up incorrect or incomplete data. The FFATA enhances transparency of federal program performance information, funding, and loans & grants solicitation.

Lines of Business

Budget Formulation and Execution LoB (Managing Partner ED)

BFE LoB provides significant benefits to partner agencies by encouraging best practices across all aspects of federal budgeting – from budget formulation and execution to performance to collaboration to human capital needs.

To benefit all agencies, including SSA, BFE LoB continues to support Department of Treasury as the system owner in the advancement of the Budget Formulation and Execution Manager (BFEM), the first shared fee-for-service budget formulation system. With support from BFE LoB, Treasury/BFEM made available a new Performance Measure Manager (PMM) module in early 2008. This module allows users to automate the definition, collection, and reporting of all types of performance measures. The BFEM system is an option for SSA's budget formulation or performance measurement needs. In 2009, Treasury/BFEM plans to integrate PMM with OMB's Program Assessment Rating Tool system and begin work on automating the transfer of apportionment data from BFEM to OMB's MAX system.

To help agencies assess their budget systems requirements, BFE LoB created a decision matrix and recently evaluated nine budget systems against the matrix. This evaluation is available for all agencies to use and provides cost savings to agencies by eliminating the need for agencies to review this many systems individually. SSA may benefit from using this matrix as a starting point in determining specific system needs and determining a short list of the available systems to best meet its requirements. In 2009, BFE LoB will research the possibilities for additional fee-for-service budget systems.

BFE LoB's "MAX Federal Community," a secure government-only collaborative website, provides significant benefits for collaboration across and within agencies, as well as knowledge management. It is used within the budget community, as well as other related communities such as Grants, Financial Management, Performance, E-Government, and more. SSA currently has 122 users registered for the MAX Federal Community. The MAX Community site is commonly used for sharing information, collaboratively drafting documents (including the direct-editing of documents posted on the site), supporting workgroups, submitting central reports, and much more. SSA also has the option to use BFE LoB's online meeting tool for SSA budget meetings. Several bureaus have shown interest and/or taken Collaboration training. Enhancements to both tools will continue in 2009 as these technologies advance.

SSA may choose to use BFE LoB's "Touchpoints" document and budget execution process maps to improve its own agency interactions between budget execution and financial management. BFE LoB will continue to work toward more automated data exchange to improve data quality in these areas.

BFE LoB's Human Capital Federal Budget Core Competency Framework is a resource for SSA to use in its internal workforce planning initiatives. BFE LoB plans to continue to expand this framework in 2009.

Financial Management LoB (Managing Partner GSA)

SSA will realize the following benefits through participation in FM LoB and usage of a FM Shared Service Provider (SSP):

- Cost Savings;
- Minimizing Risk: SSP customers will be able to minimize risk by implementing and using financial systems that are already operating with standard operating procedures;
- Avoiding Duplicate Operational Costs: Reducing redundant costs by using standard business processes and a common system software certified by the Financial System Integration Office in the General Services Administration; and
- Facilitating Best Practices/Standardization: Key tools such as a Request for Proposal framework and Service Level Agreement guides will be provided to SSA to help in the development of agency agreements with SSPs.

Geospatial LoB (Managing Partner DoI)

SSA is responsible for the advancement of the economic security of the nation's people through compassionate and vigilant leadership in shaping and managing America's Social Security programs. Geospatial LoB could provide broader and more immediate access to geospatial information that would allow SSA to improve mission delivery and increase service to citizens. Having access to data may increase the efficiencies on how benefit services are provided to the recipients of Social Security, Disability, and Survivor benefits. Furthermore, SSA may gain the opportunity to strategically and geographically enhance planning and investment processes.

Grants Management LoB (Managing Partners HHS and NSF)

SSA entered into an Interagency Agreement with the Department of Health and Human Services/Administration for Children and Families (HHS/ACF) on September 4, 2008. Under the agreement, SSA will pay HHS/ACF for IT services provided by the Grants Center of Excellence (COE) within HHS/ACF. The IAA covers pre-transition services including a fit-gap analysis of SSA's grant programs, which will identify modifications to the COE's system(s) structure to accommodate any changes required to transfer the existing grants data of SSA and/or facilitate legislative requirements or must-have grant processing requirements of SSA.

SSA is not utilizing the ACF system at this stage; therefore, specific benefits and cost saving data is not yet available. However, SSA anticipates the following benefits and savings:

- SSA currently manages 204 grant awards equaling approximately \$34.6 million. SSA anticipates the key benefit will be having a centralized location to download all applications, make awards, and track awards to closeout. Automated business processes available through our Consortia Lead will decrease agency reliance on manual and paper-based processing. Consortium lead agencies will spread operations and maintenance costs, and development, modernization, and enhancement costs across agencies, decreasing the burden that any one agency must bear.
- GM LoB will lead to a reduction in the number of systems of record for grants data across SSA and the government and the development of common reporting standards, improving SSA's ability to provide agency- and government-wide reports on grant activities and results. Migrating to a Consortium lead agency will help SSA comply with the Federal Financial Assistance Management Improvement Act of 1999 and the Federal Funding Accountability and Transparency Act of 2006.
- SSA stakeholders include grantees from private non-profit and profit organizations, State and local governments, and colleges and universities. Service to constituents will be improved through the standardization and streamlining of government-wide grants business processes. The public will receive time savings as a result of quicker notification and faster payments due to an automated system for grants processing. Furthermore, GM LoB will minimize complex and

varying agency-specific requirements and increase grantee ease of use on federal grants management systems. Constituents will benefit from having fewer unique agency systems and processes to learn. We anticipate improvement in the Grantees' ability to learn how to use the system and a reduction in the reliance on call center technical support. Consortium lead agencies will also provide grantees with online access to standard post-award reports, decreasing the number of unique agency-specific reporting requirements.

Human Resources Management LoB (Managing Partner OPM)

SSA benefits through its use of best-in-class HR services and systems provided by one of the approved service providers, the Department of Interior's National Business Center. Through its adoption of an approved service provider, SSA can achieve the benefits of "best-in-class" HR solutions and offer employees across the agency improved HR services without the costs of developing and maintaining its own HR systems. SSA's participation in HR LoB allows the agency to utilize government-wide HR solutions, as well as access lessons learned and best practices developed by the task force and other agencies.

Corporation for National Community Service

The E-Government initiatives serve citizens, businesses, and Federal and state government employees by delivering high quality services more efficiently at a lower price. Instead of expensive “stove-piped” operations, agencies work together to develop common solutions which achieve mission requirements at reduced cost, thereby making resources available for higher priority needs.

The Corporation for National Community Service (CNCS) is providing funding in FY 2009 to the following E-Government Initiatives:

Government to Government Portfolio	Lines of Business (LoB)
▪ Grants.gov	▪ Grants Management LoB

Benefits realized through the use of these initiatives are as follows:

Government to Government Portfolio

Grants.gov (Managing Partner HHS)

The Grants.gov initiative benefits CNCS and its grant programs by providing a single location to publish grant (funding) opportunities and application packages and by providing a single site for the grants community to apply for grants using common forms, processes, and systems. By publishing its funding opportunities on Grants.gov, CNCS is reaching a larger, more diverse applicant pool and additionally saving at least \$20,000 annually (cost of publishing notices in the Federal Register).

Lines of Business

Grants Management LoB (Managing Partner NSF & HHS)

In 2008, CNCS distributed almost \$600 million in grant funds and had approximately 2,400 active grants. CNCS is proceeding with plans to migrate grants management activities to a GM LoB. Building off the initial fit-gap provided by the Department of Health and Human Services/Administration for Children and Families (HHS/ACF) Consortium lead, The Corporation awarded a contract in September of 2008 to conduct a detailed fit-gap analysis. The current effort will allow CNCS to develop business requirements for the migration. Once the requirements and corresponding cost estimates are known, CNCS will conduct the cost-benefit analysis that will allow the development of an implementation plan that meets the Consortia lead’s timeframe and allows CNCS to plan the migration for maximum cost savings for the agency.

CNCS anticipates the key benefit of GM LoB will be having a centralized location to download all applications, make awards, and track awards to closeout. Automated and well supported business processes available through Consortia will decrease agency reliance on its current e-grants system, which is nearing the end of its lifespan. Consortium lead agencies will spread operations and maintenance costs, and development, modernization, and enhancement costs across agencies, decreasing the burden that any one agency must bear.

Participation in GM LoB will lead to a reduction in the number of systems of record for grants data across CNCS and the Federal government. Furthermore, the development of common reporting standards will improve CNCS’s ability to provide agency- and government-wide reports on grant activities and results. Migrating to a Consortium lead agency will help CNCS comply with the Federal Financial Assistance Management Improvement Act of 1999 and the Federal Funding Accountability and Transparency Act of 2006.

Service to constituents will be improved through the standardization and streamlining of government-wide grants business processes. Furthermore, GM LoB will minimize complex and varying agency-specific requirements and increase grantee ease of use on federal grants management systems. Constituents will benefit as they will have fewer unique agency systems and processes to learn; grantees' ability to learn how to use the system will be improved and reliance on call center technical support will be reduced. Consortium lead agencies will also provide grantees with online access to standard post-award reports, decreasing the number of unique agency-specific reporting requirements.

Institute of Museum and Library Services

The E-Government initiatives serve citizens, businesses, and Federal and state government employees by delivering high quality services more efficiently at a lower price. Instead of expensive “stove-piped” operations, agencies work together to develop common solutions which achieve mission requirements at reduced cost, thereby making resources available for higher priority needs.

The Institute of Museum and Library Services (IMLS) is providing funding in FY 2009 to the following E-Government Initiatives:

Government to Government Portfolio	Lines of Business (LoB)
<ul style="list-style-type: none">▪ Grants.gov	<ul style="list-style-type: none">▪ Grants Management LoB

Benefits realized through the use of these initiatives are as follows:

Government to Government Portfolio

Grants.gov (Managing Partner HHS)

The Grants.gov initiative benefits IMLS and its grant programs by providing a single location to publish grant (funding) opportunities and application packages and by providing a single site for the grants community to apply for grants using common forms, processes, and systems. By publishing its funding opportunities on Grants.gov, IMLS is reaching a larger, more diverse applicant pool.

In FY 2008, 13 synopses and 13 application packages for all of IMLS’ discretionary grant programs were posted on Grants.gov, meeting the 100 percent goal set by OMB for participating agencies. Applications submitted via Grants.gov were mandatory for all of the IMLS grant programs. A total of 1,674 applications were submitted via Grants.gov, which is an increase of over 50 percent when compared to FY 2007. In FY 2009, IMLS will continue to require that all applications be submitted via Grants.gov.

Lines of Business

Grants Management LoB (Managing Partner NSF & HHS)

IMLS made over 720 awards in FY 2008, equaling approximately \$249 million; grant-making is IMLS’ primary business. IMLS anticipates the key benefit will be having a centralized location to download all applications, make awards, and track awards to closeout. Automated business processes available through Consortia will decrease agency reliance on manual and paper-based processing. Consortium lead agencies will spread operations and maintenance costs, and development, modernization, and enhancement costs across agencies, decreasing the burden that any one agency must bear.

GM LoB will lead to a reduction in the number of systems of record for grants data across IMLS and the government and the development of common reporting standards, improving IMLS’s ability to provide agency- and government-wide reports on grant activities and results. Migrating to a Consortium lead agency will help IMLS comply with the Federal Financial Assistance Management Improvement Act of 1999 and the Federal Funding Accountability and Transparency Act of 2006.

Service to constituents in the museum and library communities will be improved through the standardization and streamlining of government-wide grants business processes. The public will receive time savings as a result of quicker notification and faster payments due to an automated system for grants processing. Furthermore, GM LoB will minimize complex and varying agency-specific requirements and increase grantee ease of use on federal grants management systems. Constituents will benefit as they will have fewer unique agency systems and processes to learn; grantees’ ability to learn how to use

the system will be improved and reliance on call center technical support will be reduced. Consortium lead agencies will also provide grantees with online access to standard post-award reports, decreasing the number of unique agency-specific reporting requirements.

National Endowment for the Arts

The E-Government initiatives serve citizens, businesses, and Federal and state government employees by delivering high quality services more efficiently at a lower price. Instead of expensive “stove-piped” operations, agencies work together to develop common solutions which achieve mission requirements at reduced cost, thereby making resources available for higher priority needs.

The National Endowment for the Arts (NEA) is providing funding in FY 2009 to the following E-Government Initiatives:

Government to Government Portfolio	Lines of Business (LoB)
<ul style="list-style-type: none">▪ Grants.gov	<ul style="list-style-type: none">▪ Grants Management LoB

Benefits realized through the use of these initiatives are as follows:

Government to Government Portfolio

Grants.gov (Managing Partner HHS)

The Grants.gov initiative benefits NEA and its grant programs by providing a single location to publish grant (funding) opportunities and application packages, and by providing a single site for the grants community to apply for grants using common forms, processes and systems. By publishing its funding opportunities on Grants.gov, NEA is reaching a larger, more diverse applicant pool.

NEA has developed two agency-specific forms through Grants.gov that supplement the use of government-wide forms in their application packages. In FY 2008, NEA posted 20 funding opportunities with matching application packages and received 8,551 applications via Grants.gov, more than twice the number for FY 2007. NEA is now requiring the use of Grants.gov for all of its Grants for Arts Projects funding opportunities.

Lines of Business

Grants Management LoB (Managing Partner NSF & HHS)

In FY 2008, NEA processed 2,248 federal assistance awards (grants and cooperative agreements) totaling over \$124 million. NEA also began working with its sister agency, the National Endowment for the Humanities, to migrate to a new grants management system that the two agencies will share through a GM LoB strategic partnership approved by the Office of Management & Budget. The new system provides a centralized location to download all applications, make awards, and track awards to closeout. Automated business processes will decrease NEA’s reliance on manual and paper-based processing. Operations and maintenance costs, and development, modernization, and enhancement costs will be shared by both agencies, decreasing the burden on each.

GM LoB will lead to a reduction in the number of systems of record for grants data across the government and the development of common reporting standards, improving NEA’s ability to provide agency and government-wide reports on grant activities and results. Migrating to the new shared system will also help NEA comply with the Federal Financial Assistance Management Improvement Act of 1999 and the Federal Funding Accountability and Transparency Act of 2006.

Service to constituents will be improved through the standardization and streamlining of government-wide grants business processes. The public will benefit from time savings as a result of quicker notification and faster payments due to improved automated systems for grants processing. Furthermore, GM LoB will minimize complex and varying agency-specific requirements and increase the ease of use of

federal grants management systems. Constituents will benefit as they will have fewer unique agency systems and processes to learn. The NEA-NEH shared system will also provide grantees with online access to standard post-award reports, decreasing the number of unique agency-specific reporting requirements.

National Endowment for the Humanities

The E-Government initiatives serve citizens, businesses, and Federal and state government employees by delivering high quality services more efficiently at a lower price. Instead of expensive “stove-piped” operations, agencies work together to develop common solutions which achieve mission requirements at reduced cost, thereby making resources available for higher priority needs.

The National Endowment for the Humanities (NEH) is providing funding in FY 2009 to the following E-Government Initiatives:

Government to Government Portfolio	Lines of Business (LoB)
<ul style="list-style-type: none">▪ Grants.gov	<ul style="list-style-type: none">▪ Grants Management LoB

Benefits realized through the use of these initiatives are as follows:

Government to Government Portfolio

Grants.gov (Managing Partner HHS)

The Grants.gov initiative benefits NEH and its grant programs by providing a single location to publish grant (funding) opportunities and application packages, and by providing a single site for the grants community to apply for grants using common forms, processes and systems. Also, by publishing its funding opportunities on Grants.gov, NEH reaches a larger, more diverse applicant pool. NEH has benefited from the use of a single site for application processes and by consequence has been able to consolidate additional systems for the review and management of grant applications.

NEH has leveraged Grants.gov in the development of three agency specific forms currently available on the site. In FY 2008, NEH posted 45 funding opportunities to the site and received a total of 6,148 grant applications. Use of Grants.gov is mandatory for NEH applicants.

Lines of Business

Grants Management LoB (Managing Partner NSF & HHS)

NEH manages approximately 2,500 grant awards equaling an average of \$450 million annually. In support of the goals of GM LoB, NEH serves as the lead agency for a strategic partnership among NEH, the National Endowment for the Arts (NEA) and the National Historical Publications and Records Commission (NHPRC) that involves sharing a common grants management system (GMS). The key benefit of sharing the NEH GMS is that the three agencies share a centralized location to download all applications, make awards, and track awards to closeout. In addition, the agencies benefit from shared operations and maintenance costs and shared development, modernization, and enhancement costs. A shared grants management system further assists in each agency's compliance with agency and government reporting requirements, such as those mandated by the Federal Funding Accountability and Transparency Act of 2006.

The stakeholder communities served by NEH include NEH staff members, individuals and institutions submitting and/or managing grant applications and awards, and the general public receiving reports on agency activities. Sharing the GMS among three agencies means that agencies may streamline and standardize business practices. The public will receive time savings as a result of quicker notification and faster payments due to an automated system for grants processing. Furthermore, the partnership minimizes complex and varying agency-specific requirements and increases grantee ease of use on federal grants management systems. Constituents will benefit as they will have fewer unique agency systems and processes to learn; grantees' ability to learn how to use the system will be improved and

reliance on call center technical support will be reduced. GMS soon will also provide grantees with online access to standard post-award reports, decreasing the number of unique agency-specific reporting requirements.

Because the three agencies share common business practices, GMS functionality is able to meet the needs of each agency at a very low cost compared to GM LoB Consortium lead options. NEH estimates an annual cost avoidance of approximately \$650,000 and a one-time cost avoidance of approximately \$850,000 with its GM LoB strategic partnership as compared to migration to a GM LoB Consortium lead. Additional cost savings are enjoyed by the other members of the strategic partnership.

Office of Management and Budget

The E-Government initiatives serve citizens, businesses, and Federal and state government employees by delivering high quality services more efficiently at a lower price. Instead of expensive "stove-piped" operations, agencies work together to develop common solutions which achieve mission requirements at reduced cost, thereby making resources available for higher priority needs.

The Office of Management and Budget (OMB) is providing funding in FY 2009 to the following E-Government Initiative:

Lines of Business (LoB)

- Budget Formulation and Execution LoB

Benefits realized through the use of this initiative are as follows:

Lines of Business

Budget Formulation and Execution LoB (Managing Partner ED)

BFE LoB provides significant benefits to partner agencies by encouraging best practices across all aspects of federal budgeting – from budget formulation and execution to performance to collaboration to human capital needs.

To benefit all agencies, BFE LoB continues to support Department of Treasury as the system owner in the advancement of the Budget Formulation and Execution Manager (BFEM), the first shared fee-for-service budget formulation system. With support from BFE LoB, Treasury/BFEM made available a new Performance Measure Manager (PMM) module in early 2008. This module allows users to automate the definition, collection, and reporting of all types of performance measures. In 2009, Treasury/BFEM plans to integrate PMM with OMB's Program Assessment Rating Tool system and begin work on automating the transfer of apportionment data from BFEM to OMB's MAX system. Continued automation of BFEM will allow the eleven agencies using BFEM to communicate with OMB/MAX more efficiently and accurately.

To help agencies assess their budget systems requirements, BFE LoB created a decision matrix and recently evaluated nine budget systems against the matrix. This evaluation is available for all agencies to use and provides cost savings to agencies by eliminating the need for agencies to review this many systems individually. In 2009, BFE LoB will research the possibilities for additional fee-for-service budget systems. Increased automation of agency budget systems and data will allow OMB to collect and compile more accurate and timely budget data.

BFE LoB's "MAX Federal Community," a secure government-only collaborative website, provides significant benefits for collaboration across and within agencies, as well as knowledge management. It is used within the budget community, as well as other related communities such as Grants, Financial Management, Performance, E-Government, and more. OMB currently has 38 users registered for the MAX Federal Community. The MAX Community site is commonly used for sharing information, collaboratively drafting documents (including the direct-editing of documents posted on the site), supporting workgroups, submitting central reports, and much more. OMB also uses BFE LoB's online meeting tool. Enhancements to both tools will continue in 2009 as these technologies advance. OMB is the most robust user of the Community and benefits by using it for many exercises related to Budget, Financial Management, and E-Gov.

OMB continues to use BFE LoB's "Touchpoints" document and budget execution process maps to improve its own agency interactions between budget and financial management. BFE LoB will continue to work

toward more automated data exchange to improve data quality in these areas. This will include the automation of data exchanges with OMB's MAX system.

BFE LoB's Human Capital Federal Budget Core Competency Framework is a resource for OMB to use in its internal workforce planning initiatives. BFE LoB plans to continue to expand this framework in 2009.

BFE LoB Data Collection and Tracking activities have significantly improved OMB's ability to support the Federal government's information collection needs. In 2008, over a dozen data Exercises were collected and compiled in record time.

Securities and Exchange Commission

The E-Government initiatives serve citizens, businesses, and Federal and state government employees by delivering high quality services more efficiently at a lower price. Instead of expensive "stove-piped" operations, agencies work together to develop common solutions which achieve mission requirements at reduced cost, thereby making resources available for higher priority needs.

The Securities and Exchange Commission (SEC) is providing funding in FY 2009 to the following E-Government Initiative:

Lines of Business (LoB)

- Budget Formulation and Execution LoB

Benefits realized through the use of this initiative are as follows:

Lines of Business

Budget Formulation and Execution LoB (Managing Partner ED)

BFE LoB provides significant benefits to partner agencies by encouraging best practices across all aspects of federal budgeting – from budget formulation and execution to performance to collaboration to human capital needs.

To benefit all agencies, BFE LoB continues to support Department of Treasury as the system owner in the advancement of the Budget Formulation and Execution Manager (BFEM), the first shared fee-for-service budget formulation system. With support from BFE LoB, Treasury/BFEM made available a new Performance Measure Manager (PMM) module in early 2008. This module allows users to automate the definition, collection, and reporting of all types of performance measures. In 2009, Treasury/BFEM plans to integrate PMM with OMB's Program Assessment Rating Tool system and begin work on automating the transfer of apportionment data from BFEM to OMB's MAX system. SEC may benefit by sharing experiences and lessons learned with BFEM.

To help agencies assess their budget systems requirements, BFE LoB created a decision matrix and recently evaluated nine budget systems against the matrix. SEC has been and continues to be a leader in federal budget automation. SEC's budget system was one of the nine systems evaluated. This evaluation is available for all agencies to use and provides cost savings to agencies by eliminating the need for agencies to review this many systems individually. SEC may benefit from using this information to determine areas for improvements in its own budget system. In 2009, BFE LoB will research the possibilities for additional fee-for-service budget systems.

BFE LoB's "MAX Federal Community," a secure government-only collaborative website, provides significant benefits for collaboration across and within agencies, as well as knowledge management. It is used within the budget community, as well as other related communities such as Grants, Financial Management, Performance, E-Government, and more. SEC currently has 37 users registered for the MAX Federal Community. The MAX Community site is commonly used for sharing information, collaboratively drafting documents (including the direct-editing of documents posted on the site), supporting workgroups, submitting central reports, and much more. SEC also has the option to use BFE LoB's online meeting tool for SEC budget meetings. Enhancements to both tools will continue in 2009 as these technologies advance.

SEC may choose to use BFE LoB's "Touchpoints" document and budget execution process maps to improve its own agency interactions between budget execution and financial management. BFE LoB will continue to work toward more automated data exchange to improve data quality in these areas.

BFE LoB's Human Capital Federal Budget Core Competency Framework is a resource for SEC to use in its internal workforce planning initiatives. BFE LoB plans to continue to expand this framework in 2009.

Attachment A E-Gov Initiative Web Screenshots

GovBenefits.gov – Managing Partner DoL



The screenshot shows the GovBenefits.gov homepage. At the top left is the logo "GOV Benefits.gov Your Benefits Connection®". To the right is a search bar with a "Search" button and links for "Advanced Search" and "Search Tips". Below the logo is a navigation bar with "Home", "Benefits", "About Us", and "Help". Underneath is another bar with "Community Advocates" and "News". The main content area features a holiday-themed banner with a woman and child, and text: "GovBenefits.gov Wishes Everyone a Happy Holiday Season! Begin your one-stop search for government benefits and loans now. Start Here". Below the banner is a "Subscribe to Updates" section with an email input field and a "Go" button. To the right is a "Benefits Quick Search" section with a dropdown menu listing categories like "Career Development Assistance", "Child care/Child support", "Counsel/Counseling", "Disability Assistance", "Disaster relief", "Education/Training", and "Energy Assistance". On the left, there is an "Highlights" section with "Featured Benefit: GovBenefits.gov Celebrates National American Indian and Alaska Native Heritage Month" and "Latest Event: This Thanksgiving Season, Let GovBenefits.gov Help You Put Food on the Table". At the bottom, there are links for "Privacy & Terms of Use | Contact Us" and logos for "GovLoans.gov", "USA.gov", "E-GOV", and the Department of Labor.

GovLoans.gov – Managing Partner DoL



The screenshot shows the GovLoans.gov homepage. At the top left is the logo "GovLoans.gov Find the Right Loan for You®". To the right is a search bar with a "Search" button and links for "Advanced Search" and "Search Tips". Below the logo is a navigation bar with "Home", "Loans", "About Us", and "Help". Underneath is a "News" section. The main content area features a banner with a family and text: "For All U.S. Residents. FREE. Finding the right loan for you is easy at GovLoans.gov!". Below the banner is a "Loan Quick Search" section with a dropdown menu listing categories like "All Loans", "Agriculture", "Business", "Disaster Relief", "Education", "Housing", and "Veteran". On the left, there is an "Highlights" section with "Featured Benefit: GovBenefits.gov Celebrates National American Indian and Alaska Native Heritage Month" and "Latest Event: This Thanksgiving Season, Let GovBenefits.gov Help You Put Food on the Table". At the bottom, there are links for "Privacy & Terms of Use | Contact Us" and logos for "Gov Benefits.gov", "USA.gov", "E-GOV", and the Department of Labor.

Attachment A E-Gov Initiative Web Screenshots

Internal Revenue Services (IRS) Free File – Managing Partner Treasury



Internal Revenue Service
 United States Department of the Treasury

[Home](#) | [Contact IRS](#) | [About IRS](#) | [Site Map](#) | [Español](#) | [Help](#)

INDIVIDUALS
BUSINESSES
CHARITIES & NON-PROFITS
GOVERNMENT ENTITIES
TAX PROFESSIONALS
RETIREMENT PLANS COMMUNITY
TAX EXEMPT BOND COMMUNITY

e-file Topics

- [Free File](#)
- [Modernized e-File \(MeF\)](#)
- [Info for e-file Providers](#)
- [More Topics...](#)

IRS Resources

- [Compliance & Enforcement](#)
- [Contact My Local Office](#)
- [e-file](#)
- [Forms and Publications](#)
- [Frequently Asked Questions](#)
- [News](#)
- [Taxpayer Advocacy](#)
- [Where To File](#)

Free File Home - Your Link to Free Federal Online Filing



Free File is the fast, easy, and free way to file your federal income taxes

Free File has come to an end for this year. Check back on January 16, 2009 to see if you are eligible for Free File.

With Free File, you can:

- Get a faster refund, in as little as 10 days with Direct Deposit.
- File your taxes any hour of the day or night.
- Save paper—and that helps all of us.

And, with Free File you can relax because you'll:

- Benefit from Free File's automatic checks for accuracy.
- Receive a quick confirmation within 48 hours that your return was received.
- Know that your return is secure.


Free File is also available in [Spanish](#) and is so easy you can do it yourself.

If you have questions about your Economic Stimulus Payment, please visit the [Economic Stimulus Payment Information Center](#) for information

Free File: Step by Step Instructions
Easy instructions for selecting a company.


Free File: Frequently Asked Questions
Answers to your Free File questions.

Recreation One-Stop – Managing Partner DoI

RECREATION.gov


Home
Recreation Search
Camping
Day Use
Tours
Wilderness Permits
Search by Map
My Reservations & Account

Welcome - already a member? [Sign In](#) Not a member yet? [Sign Up](#) [Help...](#)



Reserve Your Place Under the Stars™

Looking for

All sites

State

(optional)

Park or Facility name


(optional)

Camping dates (optional)

Specific Range



Arrival date:

Length of stay:




BOUNDARY WATERS CANOE AREA WILDERNESS Lottery applications can be submitted starting Dec. 1 for the 2009 Boundary Waters Canoe Area Wilderness permit season. Lottery applications can be submitted by internet through January 15, 2009. Applications submitted by mail must be received by 5pm CST on January 10, 2009. [Click here to submit an application online.](#)


Other Featured Locations

Tours and Tickets




Independence National Historical Park - PA




Share the Experience Photo Contest

Spotlights



Pest Alert




AMERICA

The Beautiful

The National Parks and Federal Recreational Lands Annual Pass

[Purchase Pass](#)



Attachment A E-Gov Initiative Web Screenshots

USA Services – Managing Partner GSA

USA Services
Enhancing Government Customer Service

Home | Sitemap | Contact Us | FAQ
Enter Keyword
PRINT PAGE

Website Services
» USA Search offers search index service free to government agencies through its USA Search.gov Affiliate Program
Want to brush up on your web writing, usability and management skills?
» Webcontent.gov
» Free Usability Testing Tool Available to Federal Agencies
» Website Best Practices

Contact Center Services
Enhance your contact center with » USA Contact
Improve response to citizen inquiries for your agency?
» Find out how to update your Agency's FAQs in National Contact Center database
» Let us answer your misdirected calls and emails
» Contact Center Best Practices

Citizen Outreach & Publications Services
Want to build consumer awareness and reach out to citizens across channels?
» Publication Development
» Publication Distribution
» Promotion & Outreach
» Catalogs, Handbooks & Websites
» Publications Best Practices

Best Practices & Resources
» Citizen Expectations Research
» Web Content Managers Forum Strategic Plan
» Roadmap to a Task-Focused Website
» Contact Centers: Report
» Share Your Best Practices and Lessons Learned

Center for Intergovernmental Solutions
» The DotGovBuzz and Intergovernmental Solutions newsletters
» Intergovernmental Communities, Collaborative Expedition Workshops and Wiki Online Collaborative Work Environment
» Intergovernmental E-Gov Best Practices

What's New:
Spotlight -- Just Released: Results of "USA Service's Customer Satisfaction Measurement Best Practices Study"
» Check out Web Manager University's 2008 Fall Schedule
» USA Search.gov's new Affiliate Program allows web managers to configure their own search engine...
» More Events

Did you know?
USA Services's touchpoints for FY-2008 were 210,835,000 -- up from 168,625,000 in FY-2007 -- a 25 percent increase.

Are you a looking for information about the Government?
VISIT:

GobiernoUSA.gov

» Download/order publications
» Consumer questions & complaints
» Kids' government websites

USA.gov – Managing Partner GSA

Home | Site Index | FAQs | E-mail | Phone | Chat | Our Blog | Mobile
Español | Other Languages
1 (800) FED INFO
1 (800) 333-4636

USA.gov
Government Made Easy
Government Web Images News Maps USA.gov

For Citizens For Businesses and Nonprofits For Government Employees For Visitors to the U.S.
Kids Teens Parents Seniors Military and Veterans Americans Abroad Media More Audiences >>

Get It Done Online!
» Shop Government Auctions
» Apply for Government Jobs
» Find Federal Forms
» Replace Vital Records
» Contact Elected Officials
» Renew Your Driver's License
100 More Online Services >>

Government Information by Topic
Benefits and Grants
Loans, money, funding, financial aid, food stamps...
Consumer Guides
Identity theft, fraud, scams, recalls, credit reports, complaints, debt...
Defense and International
Military, international affairs, trade, embassies, visas, immigration...
Environment, Energy, and Agriculture
Weather, farms, solar, gas, electricity, recycling, natural resources...
Family, Home, and Community
Housing, human services, community development...
Health and Nutrition
Medical, health care, insurance, diet, food stamps, fitness, public health...
History, Arts, and Culture
Museums, libraries, genealogy, ethnic traditions...
Jobs and Education
Employment, career, workplace, labor, school, students, teachers...
Money and Taxes
Unclaimed government money, credit, saving, retirement...
Public Safety and Law
Crime, prison, law enforcement, disasters, emergencies...
Reference and General Government
Libraries, forms, government news, laws, photos, maps, research...
Science and Technology
Space, biology, Internet security, media, phone, radio, patents...
Travel and Recreation
Transportation, air, train, international, tourism...
Voting and Elections
Voter registration, contact elected officials...

Change text size: A A A
» E-mail this page
» Print this page
» Receive updates by e-mail
» USA.gov RSS feeds
» Tutorials: Find government info
» BOOKMARK

News and Features
Happy Holidays!
Get tips on recipes, travel, gifts, and more!
Presidential Transition
Barack Obama, President-elect of the United States
Flu Season!
Learn how to prevent the flu and what to do if you get sick.
More News and Features >>

Government Agencies
» A-Z Agency Index
» Federal Government
» State Government
» Local Government
» Tribal Government

What's FREE This Month?
Free Annual Credit Reports – It's Your Right
The law entitles you to 3 free credit reports every 12 months. That's one from each of the nationwide consumer credit reporting companies: Equifax, Experian, and TransUnion. If you haven't requested yours in more than 12 months, do it now.

Attachment A E-Gov Initiative Web Screenshots

Business Gateway - Managing Partner SBA

Business.GOV
THE OFFICIAL BUSINESS LINK TO THE U.S. GOVERNMENT

Search Federal, State & Local Sites

Home | Small Business Guides | State & Local Info | Government Forms | Government FAQs | Contact an Agency | About Us

Small Business Guides

Business Topics

- Start a Business
- Advertising and Marketing
- Business Law
- Data and Statistics
- Emergency Preparedness
- Employment and Labor Laws
- Environment
- Finance
- Franchises and Opportunities
- Government Contracting
- Import / Export
- Licenses and Permits
- Online Business
- Privacy and Security
- Taxes
- Workplace Safety and Health

Resources For ...

- Home Based Businesses
- Self Employment
- Disabled People
- Minority Owned Businesses
- Non Profit Organizations
- Veteran Owned Businesses
- Women Owned Businesses
- Specific Industries

How Do I...? | [What's New](#) | [Events](#) | [Deadlines](#) | [Green Business](#)

Info on Popular Business Topics

- Find [Small Business Grants and Loans](#)
- Register a [Business Name \(Doing Business As\)](#)
- Learn how to [Incorporate a Business](#)
- Start a [Home-Based Business](#)
- Get Started in [Government Contracting](#)
- Learn [Ten Steps to Hiring Your First Employee](#)

Find Licenses and Permits

Enter City & State or Zip Code:

Choose:

Sell to the Government

Federal and state government agencies offer many opportunities for you to [sell your products and services](#).

To sell to the government, you have to [register as a vendor](#). Find [federal](#) and [state](#) information on how to bid on available opportunities.

Find Loans & Grants Fast!

Use our new [loans & grants search tool](#) to get financing for your small business.

Featured City: Reno, NV

RENO
THE BIGGEST LITTLE CITY IN THE WORLD

Find out why [Reno, Nevada](#) is a great place to start and operate a small business.

Home-Based Reality Check

Be cautious of get rich quick schemes when trying to start a small business from home.

[Research Opportunities](#)
Learn about common work-at-home schemes.

[Home-Based Business Tips](#)
Get info on how to start up and manage your business.

BOOKMARK

E-Rulemaking – Managing Partner EPA

December 05, 2008

Regulations.gov
Your voice in Federal decision-making

What Is on This Site

How to Use This Site

Site Features

Links of Interest

Search Documents

Find documents by entering a keyword, phrase, identification number, or leave blank and select 'Go' to access all documents.

Select to find documents accepting comments or submissions.

More Search Options

Need more help finding what you're looking for? Select 'Go' for more search options. [Go >>](#)

Looking for our old searches?
Advanced Docket Search [select here](#).
Advanced Document Search [select here](#).

About Regulations.gov

Regulations.gov is your one-stop Web site to find, view, and comment on Federal regulations and other Federal actions. [Learn more >>](#)

What's New?

More streamlined homepage searching, plus a new timeout message for the comment form. [Learn more >>](#)

Feature Highlight

Sign up for a daily RSS feed for regulations and other actions that are posted daily to Regulations.gov. [Learn more >>](#)

Change Text Size

Privacy and Use Notice | Accessibility | Contact Us | Glossary | FAQ

Business.GOV | **E-GOV** | **USA.gov**

Attachment A E-Gov Initiative Web Screenshots

Federal Asset Sales – Managing Partner GSA

Home | Contact Us | Frequent Questions | Register or Login?

GOVSALES.gov
The Official Site to Buy U.S. Government Property

Home | Houses | Buildings & Land | Farms | International Real Estate | DoD | Vehicles & Parts | Aviation & Marine | Computers | Electronics | Communications | Office | Medical & Dental | Industrial | Clothing & Personal | Household Goods | Jewelry & Collectibles | Sporting Goods | Books & Music | More

Get Started by selecting a tab at the top of the page!

Search. Bid. Buy.

About Us | Website Policies | Privacy | Accessibility | GovSales.gov Partners | Link to Us

USA.gov
Government of the United States
E-GOV

This is a U.S. Federal Government computer system that is "FOR OFFICIAL USE ONLY." This system is subject to monitoring. Individuals found performing unauthorized activities are subject to disciplinary action including criminal prosecution.

GovSales.gov is part of the Federal Asset Sales Presidential e-Government initiative.
Click here for more information: [Federal Asset Sales](#)
U.S. General Services Administration
1800 F Street, NW, Washington, DC 20405

International Trade Process Streamlining – Managing Partner DoC

Register | Login

Search Export.gov

Advance Search

Home | About Export.gov | Partner Agencies | Contact Us | Non-U.S. Companies

Print | E-mail Page

Find Opportunities

- ▶ By Industry
- ▶ Market Research
- ▶ Trade Events
- ▶ Trade Leads

Find Solutions

- ▶ International Sales-Marketing
- ▶ International Finance
- ▶ International Logistics
- ▶ Regulations & Licenses
- ▶ Trade Data & Analysis
- ▶ Trade Problems

Contact Us

1-800 USA TRADE(E)

- ▶ Find a Local U.S. Office
- ▶ Find an Overseas Office

Financing for your International Transactions

Are you or your foreign buyers having problems obtaining credit? There are a number of programs available to assist U.S. companies and international buyers in locating financing.

The U.S. Government also provides finance related events and on-line training to further assist in exporting your products and services.

What's New in Exporting

- Sign up for Export.gov email updates
- Doing Business in Poland: A Country Commercial Guide for U.S. Companies
- Register for the Basics of Exporting to Europe Part 1 Webinar
- Read the China Pulse Newsletter
- Register for the China's Demand for Green Building Products Webinar
- A Basic Guide to Exporting Gives a Comprehensive Overview of How to Export
- Register Your Interest for the The Trade Winds Forum Europe in Warsaw, Poland
- Learn About the Millennium Challenge Corporation

I Want To

- ▶ Learn About Export Basics
- ▶ Find Country Information
- ▶ Find Tariff Rates
- ▶ Learn to Benefit from FTAs
- ▶ Promote My Products Overseas
- ▶ Fill out NAFTA Certificate
- ▶ Learn About REACH
- ▶ Find CE Mark Information
- ▶ View Webinars
- ▶ File a Trade Complaint
- ▶ Get USG Advocacy
- ▶ Protect My IPR
- ▶ Submit Website Feedback

The Colombia Tariff Ticker

745
Days since U.S.-Colombia FTA signed. The FTA awaits Congressional approval.

\$1,405,027,306
Est. tariffs imposed on U.S. exports to Colombia since FTA signed. FTA would eliminate tariffs.

[More Information](#)

Spotlights

- Trade Mission to Saudi Arabia
- Market of the Month - Poland
- 2008 National Export Strategy
- Envirotech Trade Mission

Attachment A E-Gov Initiative Web Screenshots

Disaster Management – Managing Partner DHS








<p style="text-align: center;">DisasterHelp</p> <p>▶ Public Site Information and services for individuals, families, and businesses needing disaster recovery assistance.</p>	<p style="text-align: center;">DisasterHelp</p> <p>▶ Registered Users Collaborative site for public safety officials, emergency managers, and responders to share information.</p>	<p style="text-align: center;">Are You Ready?</p> <p>▶ Guide FEMA's comprehensive source of individual, family, and community preparedness.</p>
---	--	---

[FEMA](#) | [Public Site](#) | [Registered Users](#) | [Are You Ready?](#)
[Site Map](#) | [Privacy Policy](#) | [Accessibility](#) | [White House](#) | [USA.gov](#) | [Ready.gov](#)
 U.S. Department of Homeland Security

Geospatial One-Stop – Managing Partner DoI



Your One Stop for Federal, State & Local Geographic Data

[Log in](#) | [Sign up](#)

Home
Search
Maps
Marketplace
Communities
Statistics
Help Center

Communities Help

Special Interest

- [Earth Information Exchange](#)
- [Fire Mapping](#)
- [Geographic Names](#)
- [Historical Collections](#)
- [Homeland Security](#)
- [Hurricanes](#)
- [Indian Ocean Disaster](#)
- [Lewis and Clark](#)
- [Local Governments](#)
- [Recreation and tourism](#)
- [The National Atlas](#)
- [The National Map](#)

Data Categories

- [Administrative Boundaries](#)
- [Agriculture](#)
- [Atmosphere](#)
- [Biology](#)
- [Business](#)
- [Cadastral](#)
- [Demographic](#)
- [Elevation](#)
- [Environment](#)
- [Geology](#)
- [Health](#)
- [Imagery and Basemaps](#)
- [Inland Water](#)
- [Locations](#)
- [Oceans](#)
- [Transportation](#)
- [Utilities](#)

Search geodata.gov Help

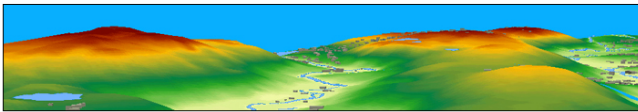
What: (e.g. River) Where: (e.g. Harrison, NY)

[Show Advanced Search Options](#)


Current Featured Topic Help

State, County and Local Governments

[Map Service Examples](#) | [Key Resources](#)



Washington, DC
The [DC Atlas All In One](#), map service provides access to a wide range of planimetric, cultural, environmental datasets enabling users to create their own maps easily and quickly. It combines all of the previous DC Atlas modules into one application for ease of use and increased functionality.



Chicago, Illinois
[ChicagoMaps](#) provides information on citizen services and physical infrastructure components in the city. GIS is used to manage street and building inventories, dispatch services, and maintenance of underground utilities.

Quick Start

Welcome to geodata.gov

Your One Stop for Finding and Using Geographic Data

geodata.gov will help you:

- ◊ [Find Data or Map Services](#)
- ◊ [Make a Map](#)
- ◊ [Browse Community Information](#)
- ◊ [Cooperate on Data Acquisitions](#)
- ◊ [Publish your Data and Map Services](#)

Save searches, maps, and your favorite geography to re-use later. A simple [registration process](#) opens up these personalization options.

We invite you to explore ... or check out our [Quick Start Guide](#) to learn more about using the main features of geodata.gov.

Page 6

Attachment A E-Gov Initiative Web Screenshots

Grants.gov – Managing Partner HHS

GRANTS.GOV™ Search Contact Us Site Map Help RSS

FOR APPLICANTS

- Find Grant Opportunities
- Get Registered
- Apply for Grants
- Track Your Application
- Applicant Resources
- Search FAQs, User Guides and Site Information

APPLICANT SYSTEM-TO-SYSTEM

FOR GRANTORS

ABOUT GRANTS.GOV

HELP

CONTACT US

SITE MAP

Sign-up for our "Succeed" Quarterly Newsletter

Quick Links

New! Grants.gov Blog

FOR APPLICANTS

- Grant Search
- Grant Email Alerts
- Get Registered
- Applicant Login
- E-Biz POC Login

FOR GRANTORS

- Agency Login
- New Grantor Users
- Resources

Find. Apply. Succeed.

Grants.gov is your source to FIND and APPLY for federal government grants. The U.S. Department of Health and Human Services is proud to be the managing partner for Grants.gov, an initiative that is having an unparalleled impact on the grant community. [Learn more](#) about Grants.gov and determine if you are eligible for grant opportunities offered on this site.

Grants.gov does not provide personal financial assistance. To learn where you may find personal help, check [Government Benefits](#), [Student Loans](#) and [Small Business Start-up Loans](#).

What's New This Week at Grants.gov

- New Opportunities This Week
- Adobe Reader 8.1.3 Resolves "Broken Pipe" Issue
- "Broken Pipe" plus other Adobe Reader Error Messages
- Understanding PureEdge Error Messages
- Verify if Your Adobe Reader Version is Compatible with Grants.gov
- Vista and Microsoft Office 2007 Compatibility Information

GRANTS POLICY COMMITTEE **E-GOV** **USA.gov** **Benefits.gov™**

SAFECOM – Managing Partner DHS

Homeland Security **SAFECOM**

Assuring a safer America through effective public safety communications

Privacy Policy | Section 508 | Downloads | Contact Us

Find It Fast

Select A Topic **GO**

Search **GO**

Advanced Search

- About SAFECOM
- Interoperability
- Grant Guidance
- Events
- Press Room
- Library
- Related Links
- Tools
- Baseline

Welcome To SAFECOM

The SAFECOM Interoperability Baseline Survey has closed after a 2-month administration period. Thanks for your interest in this effort, and we're sorry to have missed your input. Please check back for the final report in late Fall 2006.

SAFECOM, a communications program of the Department of Homeland Security's Office for Interoperability and Compatibility (OIC), with its Federal partners, provides research, development, testing and evaluation, guidance, tools, and templates on communications-related issues to local, tribal, state, and Federal emergency response agencies. OIC is managed by the Science and Technology Directorate's Office of Systems Engineering and Development.

As an emergency responder driven program, SAFECOM is working with existing Federal communications initiatives and key emergency response stakeholders to address the need to develop better technologies and processes for the multi-jurisdictional and cross-disciplinary coordination of existing systems and future networks. SAFECOM harnesses diverse Federal resources in service of the emergency response community.

This website provides members of the emergency response community and other constituents with information and resources to help them meet their communications and interoperability needs. It offers comprehensive information on topics relevant to emergency response communications and

Highlights

- Interoperability Today Fall Edition 2006
- Guide to Standards and Technology
- SAFECOM Inaugural Industry Summit Report
- Final Report on the Regional Communications Interoperability Pilots
- General Guidance and Recommendations for Interoperability-Related Governance
- Enhancing Statewide Communications Interoperability: SAFECOM Assessment and Recommendations on the Status of Governance in the State of Nevada
- Statement of Requirements

Attachment A

E-Gov Initiative Web Screenshots

E-Training – Managing Partner OPM

Welcome

Welcome to the GoLearn.gov Learning Center!

GoLearn.gov provides government employees and military personnel with Web-based learning and development courses, as well as many other products and services. In the coming weeks, clients will find course offerings from a wide variety of eLearning content vendors in addition to those currently offered.

GoLearn.gov wants to be your solution for accessing government-wide mandated training. GoLearn has partnered with various government entities and subject matter experts to compile a library of legally mandated courses in an accurate and intuitive format.

What's New on GoLearn.gov?

Working Effectively with Tribal Governments

GoLearn.gov is providing ongoing access of the training course, "Working Effectively with Tribal Governments". This course will help you develop an understanding of tribal issues and concerns. You will learn how the unique status of Indian tribes and their historical relationship with the federal government affects government programs, responsibilities, and initiatives.

To purchase access to the "Working Effectively with Tribal Government" course, please email qolearn-info@opm.gov.

Integrated Acquisition Environment – Managing Partner GSA

ACQUISITION CENTRAL

Integrated Acquisition Environment

About IAE | Acquisition Systems | News Room | For Buyers | For Sellers | For Citizens | Acquisition Workforce | AcqNet

ACQUISITION CENTRAL

Welcome to ACQUISITION CENTRAL, the web site for the federal acquisition community and the government's business partners. From this site you can access shared systems and tools to help you conduct business efficiently.

ACQUISITION CENTRAL is hosted by IAE (Integrated Acquisition Environment), the E-Gov Initiative that is streamlining the federal acquisition process. Acquisition Central is here to help every member of the acquisition community by providing one website for all things acquisition. From here you can learn about regulations, systems, resources, opportunities, and training.

This website was designed to create an easily navigable resource to share the efforts of IAE as it works to achieve its vision of more efficient and transparent practices through better use of information, people, processes and technology. Users are encouraged to contact us to let us know if you have found the website useful or to offer comments on how utility can be improved.

Let us know how we can make FPDS more useful to you.
[Provide Feedback to FPDS2009 >>>](#)

Best viewed with a screen resolution of 1152x864 or greater, using Internet Explorer version 5.5 or higher.

Quicklinks

- Federal Acquisition Regulation (FAR)
- Acquisition Advisory Panel (SARA Panel)
- Acquisition Center of Excellence (ACE) for Services
- Agency Supplemental Regs
- Civilian Agency Acquisition Council (CAAC)
- Code of Federal Regulations
- Federal Register
- General Services Acquisition Manual (GSAM)
- IDA Ustad Award
- Multiple Award Schedules Advisory Panel (MASAP)
- Office of Federal Procurement Policy (OFPP)
- Regulations.gov
- 7 Steps to Performance Based Services Acquisition Guide
- NAICS (North American Industry Classification System)
- Federal Agency Procurement Forecasts
- Emergency Contracting Information

Site Map | FAQs | Contact Us | Privacy & Security Policy | USA.gov

Attachment A

E-Gov Initiative Web Screenshots

Integrated Acquisition Environment – Loans & Grants – Managing Partner GSA



Welcome to USA Spending.gov - Where Americans Can See Where Their Money Goes

Have you ever wanted to find more information on government spending? Have you ever wondered where federal contracting dollars and grant awards go? Or perhaps you would just like to know, as a citizen, what the government is really doing with your money. The Federal Funding Accountability and Transparency Act of 2006 (Transparency Act) requires a single searchable website, accessible by the public for free that includes for each Federal award:

1. The name of the entity receiving the award;
2. The amount of the award;
3. Information on the award including transaction type, funding agency, etc;
4. The location of the entity receiving the award;
5. A unique identifier of the entity receiving the award.

Welcome to www.USASpending.gov, a relaunch of www.FederalSpending.gov, that provides citizens with easy access to government contract, grant and other award data.

To begin searching, select either the [Assistance](#) or [Contracts](#) tab at the top left side of this page. You can easily switch back and forth as you search.

The table below provides a summary of the federal spending information available on USA Spending.gov. For an overview of the data available on this website, please see the [Data Quality](#) tab at the top of this page.

Contracts and Other Spending in Billions of Dollars

	FY 2000	FY 2001	FY 2002	FY 2003	FY 2004	FY 2005	FY 2006	FY 2007	FY 2008	FY 2009 [?] (partial)

Recruitment One-Stop – Managing Partner OPM



USAJOBS "WORKING FOR AMERICA"

USAJOBS is the official job site of the United States Federal Government. It's your one-stop source for Federal jobs and employment information.

NEW TO USAJOBS? » Your career in the U.S. Government starts here!
Anti-Phishing Notice: Safeguard your email address

SEARCH JOBS
 What: (Job title, keywords) Where: (City, State OR Zip Code)
 SEARCH

CREATE RESUME
 Create and store a resume for applying to Federal jobs. It's fast, and makes it easier for an employer to find you!
 CREATE

What did you do at your job today?
 Discover an exciting job that makes an impact!

FEATURED JOB
NIH/NEI Health Scientist Administrator
 The Nat'l Eye Institute is seeking a talented individual experienced in administering a comprehensive research program.

FEATURED EMPLOYER
Smithsonian Institution
 Do you want a job with pizzazz? Exciting Accountant Career Opportunities are awaiting you in Crystal City, VA!

JOBS IN DEMAND
 Are you the person we're looking for?
 Coming Soon Applicant Search by Specific Work Environment
 >>>Read more

Attachment A

E-Gov Initiative Web Screenshots

E-Gov Travel – Managing Partner GSA

U.S. General Services Administration

[Home](#) | [Regions](#) | [Staff Directory](#) | [Careers](#) | [Forms](#) | [e-Tools](#) | [QuickLinks](#)

SEARCH

HOME

BUILDINGS

PRODUCTS

SERVICES

TECHNOLOGY

POLICY

ABOUT GSA

E-Gov Travel

Overview

- Background
- E-Gov Travel Service (ETS)
- Agency Migration Support
- Contract Management
- Travel Policy
- Contact E-Gov Travel
- E-Gov Travel News
- Reference Library

E-Gov Travel

Home > Services > Travel > E-Gov Travel > E-Gov Travel

E-Gov Travel, one of the five [GSA-managed E-Government initiatives](#), was launched in response to the [President's Management Agenda's](#) mission to improve the internal efficiency and effectiveness of the federal government. E-Gov Travel is a collaborative, interagency program. Its purpose is to realize the cost savings, and increased service associated with a common, automated, and integrated approach to managing the travel function of the federal government's civilian agencies.

There are thousands of civilian employees who travel for business every day. The common E-Gov Travel Service will replace more than 250 travel-booking practices at various agencies cutting travel management costs by an estimated 50 percent over the next 10 years.

E-Gov Travel Vision

To deliver a unified, simplified service that delivers a cost-effective travel experience, supports excellent management and results in superior customer satisfaction.

E-Gov Travel Goals

- Develop a governmentwide, web based, world-class travel management service.
- Establish a cost model that reduces or eliminates capital investment and minimizes total cost per transaction for the government.
- Create a policy environment based on the use of best travel management policies.

E-Gov Travel Benefits

Consolidation by offering a one-stop, self-serve site for all travel needs.

Accountability through simplified and enforceable travel policies across the government.

Cost savings through economies of scale with consolidation and aggregation, lowers the maintenance cost of software and hardware upgrade, reduces licensing fees and lowers contract management costs.

The shortcut for this page is www.gsa.gov/egovtravel.

[E-Gov Travel Brochure](#)

Last Reviewed 8/27/2008

[Printer Friendly format](#)

CONTACTS

E-Gov Travel Program Management Office
(703) 605-2173
Fax: (703) 605-9932
EgovTravel@gsa.gov
• [View Contact Details](#)

GSA EVENTS

- [Advanced Temp Duty Travel, Fed Travel Regulation](#)
- [TDY, Federal Travel Regulation \(FTR\)](#)

REFERENCE

- [Federal Travel Regulation \(FTR\)](#)

RELATED GSA TOPICS

- [Travel Management Policy](#)
- [Airtaxes \(City Pair Program\)](#)
- [Lodging Programs](#)
- [Travel Charge Card](#)
- [Travel Services Solutions](#)

GOVERNMENT LINKS

- [President's Management Agenda](#)
- [E-Government Act](#)

Contact Us

[GSA Staff Directory](#)

GSA Organizations

Choose...

[Abbreviation Look-up](#)

GSA Regions by State

Choose State: AK

E-Authentication – Managing Partner GSA

Authentication

SECURE GOVERNMENT ACCESS | ONLINE

Today's Date is: 05-December-2008Search

Home

Key Personnel

Federation Applications

Federation Links

Federation Members

Newsroom

Welcome to the E-Authentication Solutions

Identity Management Services Industry Day
Wednesday, November 5, 2008
[Click Here for Speakers' Briefings](#)

The General Services Administration's Federal Acquisition Service held a half-day conference to discuss the future of the E-Authentication Services Initiative. This event provided attendees with an opportunity to gain knowledge about the identity management services the agencies need for accessing online government applications and learn about GSA's acquisition approach in particular. Participants were able to ask questions about how to participate using Schedule 70. The GSA Office of Governmentwide Policy presented information about electronic authentication policy guidance for credential service providers and product vendors.

E-Authentication Mission

- Enable millions of safe, secure, trusted online transactions between Government and the citizens and businesses it serves.
- Reduce online identity management burden for Government agency application owners and system administrators.
- Provide citizens and businesses with a choice of credentials when accessing public-facing online Government applications.

Page Last Updated: 06-November-2008

U.S. E-Auth Identity Federation

- Membership Documents
- Technical Architecture
- E-Authentication Portal
- Interoperability Testing
- Approved Product Vendors

E-Authentication Policy

- Guidance for Federal Agencies: M-04-04
- NIST Special Publication 800-63

Resources & Tools

- Library
- Risk and Requirements Assessment
- Credential Assessment Suite
- E-Authentication Portal

Program Management Office

Crystal Park One
2011 Crystal Drive
11th Floor, Suite 1102
Arlington, VA 22202

Information: 703.605.3490
Office of Identity Solutions (OIS)
Email Address:
authenticationpmo@gsa.gov

| [Home](#) | [Key Personnel](#) | [Federation Applications](#) | [Federation Links](#) | [Federation Members](#) | [Newsroom](#) | [Privacy & Security](#) |

| [Contact Us](#) | [Site Map](#) |

Attachment B

FY 2009 Agency Funding for E-Gov and LoB Initiatives by Agency

Agency	Initiative	FY 2009 Agency Contributions*
Corporation for National Community Service	Grants.gov	\$129,299
	Grants Management LoB	\$28,460
	CNCS Total	\$157,759
Department of Agriculture	Recreation One-Stop	\$50,000
	Disaster Assist Improvement Plan	\$711,392
	Business Gateway	\$249,299
	Grants.gov	\$1,067,887
	IAE-Loans and Grants	\$1,285,570
	Financial Management LoB	\$75,000
	Human Resources Management LoB	\$260,870
	Grants Management LoB	\$112,833
	Federal Health Architecture LoB	*
	Geospatial LoB	\$102,000
	Budget Formulation and Execution LoB	\$95,000
	USDA Total	\$4,009,851
Department of Commerce	Disaster Assist Improvement Plan	\$61,111
	International Trade Process Streamlining	\$760,000
	Business Gateway	\$249,656
	Grants.gov	\$517,763
	E-Gov Travel	\$34,055
	IAE-Loans and Grants	\$189,973
	Financial Management LoB	\$44,000
	Human Resources Management LoB	\$130,435
	Grants Management LoB	\$59,316
	Geospatial LoB	\$162,000
	Budget Formulation and Execution LoB	\$85,000
DoC Total	\$2,293,309	

Attachment B

FY 2009 Agency Funding for E-Gov and LoB Initiatives by Agency

Agency	Initiative	FY 2009 Agency Contributions*
Department of Defense	Disaster Assist Improvement Plan	\$61,111
	Business Gateway	\$74,585
	Grants.gov	\$517,763
	Integrated Acquisition Environment	\$4,900,211
	IAE-Loans and Grants	\$189,973
	Financial Management LoB	\$142,857
	Human Resources Management LoB	\$260,870
	Grants Management LoB	\$59,316
	Federal Health Architecture LoB	\$1,935,621
	Geospatial LoB	\$42,000
	Budget Formulation and Execution LoB	\$95,000
	DoD Total	\$8,279,307
Department of Education	Disaster Assist Improvement Plan	\$307,136
	Business Gateway	\$64,609
	Grants.gov	\$1,067,887
	IAE-Loans and Grants	\$185,570
	Financial Management LoB	\$142,857
	Human Resources Management LoB	\$65,217
	Grants Management LoB	\$197,933
	Geospatial LoB	\$15,000
	Budget Formulation and Execution LoB	\$95,000
	Education Total	\$2,141,209
Department of Energy	Business Gateway	\$86,235
	Grants.gov	\$517,763
	IAE-Loans and Grants	\$189,973
	Financial Management LoB	\$75,000
	Human Resources Management LoB	\$65,217
	Grants Management LoB	\$59,316
	Geospatial LoB	\$42,000
	Budget Formulation and Execution LoB	\$95,000
	DoE Total	\$1,130,504

Attachment B

FY 2009 Agency Funding for E-Gov and LoB Initiatives by Agency

Agency	Initiative	FY 2009 Agency Contributions*
Department of Health and Human Services	Disaster Assist Improvement Plan	\$696,866
	Business Gateway	\$216,701
	E-Vital	\$90,000
	Grants.gov	\$1,889,757
	IAE-Loans and Grants	\$328,388
	Financial Management LoB	\$142,857
	Human Resources Management LoB	\$130,435
	Grants Management LoB	\$197,933
	Federal Health Architecture LoB	\$3,661,828
	Geospatial LoB	\$35,000
	Budget Formulation and Execution LoB	\$95,000
	HHS Total	\$7,484,765
Department of Homeland Security	Disaster Assist Improvement Plan	\$18,500,000
	International Trade Data System	\$16,000,000
	Business Gateway	\$108,146
	Disaster Management	\$12,270,000
	SAFECOM	\$5,179,112
	Grants.gov	\$517,763
	IAE-Loans and Grants	\$189,973
	Financial Management LoB	\$142,857
	Human Resources Management LoB	\$260,870
	Grants Management LoB	\$59,316
	Federal Health Architecture LoB	*
	Geospatial LoB	\$62,000
	Budget Formulation and Execution LoB	\$95,000
	Information Systems Security LoB	\$2,000,000
DHS Total	\$55,385,037	
Department of Housing and Urban Development	Disaster Assist Improvement Plan	\$254,775
	Business Gateway	\$125,781
	Grants.gov	\$1,067,887
	IAE-Loans and Grants	\$285,570
	Financial Management LoB	\$142,857
	Human Resources Management LoB	\$65,217
	Grants Management LoB	\$112,833
	Geospatial LoB	\$35,000
	Budget Formulation and Execution LoB	\$85,000
	HUD Total	\$2,174,920

Attachment B

FY 2009 Agency Funding for E-Gov and LoB Initiatives by Agency

Agency	Initiative	FY 2009 Agency Contributions*
Department of Justice	Disaster Assist Improvement Plan	\$74,811
	Business Gateway	\$78,041
	Grants.gov	\$517,763
	E-Gov Travel	\$1,815,994
	IAE-Loans and Grants	\$89,973
	Financial Management LoB	\$75,000
	Human Resources Management LoB	\$260,870
	Grants Management LoB	\$59,316
	Geospatial LoB	\$62,000
	Budget Formulation and Execution LoB	\$95,000
	DoJ Total	\$3,128,768
Department of Labor	Disaster Assist Improvement Plan	\$448,869
	Business Gateway	\$223,024
	Grants.gov	\$517,763
	IAE-Loans and Grants	\$89,973
	Financial Management LoB	\$75,000
	Human Resources Management LoB	\$65,217
	Grants Management LoB	\$112,833
	Geospatial LoB	\$15,000
	Budget Formulation and Execution LoB	\$95,000
	DoL Total	\$1,642,679
Department of State	Disaster Assist Improvement Plan	\$61,111
	Business Gateway	\$61,937
	Grants.gov	\$129,299
	E-Gov Travel	\$47,912
	IAE-Loans and Grants	\$22,469
	Financial Management LoB	\$75,000
	Human Resources Management LoB	\$65,217
	Grants Management LoB	\$28,460
	Geospatial LoB	\$35,000
	Budget Formulation and Execution LoB	\$95,000
State Total	\$621,405	

Attachment B

FY 2009 Agency Funding for E-Gov and LoB Initiatives by Agency

Agency	Initiative	FY 2009 Agency Contributions*
Department of the Interior	Recreation One-Stop	\$200,000
	Disaster Assist Improvement Plan	\$61,111
	Business Gateway	\$119,012
	Geospatial One-Stop	\$1,650,000
	Grants.gov	\$517,763
	E-Gov Travel	\$2,327,200
	IAE-Loans and Grants	\$189,973
	Financial Management LoB	\$75,000
	Human Resources Management LoB	\$130,435
	Grants Management LoB	\$59,316
	Geospatial LoB	\$372,000
	Budget Formulation and Execution LoB	\$95,000
	DoI Total	\$5,796,810
Department of the Treasury	IRS Free File	\$1,800,000
	Disaster Assist Improvement Plan	\$294,225
	Business Gateway	\$354,132
	Grants.gov	\$74,596
	IAE-Loans and Grants	\$112,963
	Financial Management LoB	\$75,000
	Human Resources Management LoB	\$260,870
	Grants Management LoB	\$28,460
	Geospatial LoB	\$15,000
	Budget Formulation and Execution LoB	\$95,000
	Treasury Total	\$3,110,246
Department of Transportation	Disaster Assist Improvement Plan	\$61,111
	Business Gateway	\$86,947
	Grants.gov	\$1,067,887
	IAE-Loans and Grants	\$285,570
	Financial Management LoB	\$142,857
	Human Resources Management LoB	\$130,435
	Grants Management LoB	\$112,833
	Geospatial LoB	\$62,000
	Budget Formulation and Execution LoB	\$85,000
DoT Total	\$2,034,640	

Attachment B

FY 2009 Agency Funding for E-Gov and LoB Initiatives by Agency

Agency	Initiative	FY 2009 Agency Contributions*
Department of Veterans Affairs	Disaster Assist Improvement Plan	\$279,162
	Business Gateway	\$71,655
	Grants.gov	\$129,299
	E-Payroll	\$340,000
	IAE-Loans and Grants	\$122,469
	Financial Management LoB	\$142,857
	Human Resources Management LoB	\$260,870
	Grants Management LoB	\$28,460
	Federal Health Architecture LoB	\$1,935,621
	Geospatial LoB	\$15,000
	Budget Formulation and Execution LoB	\$95,000
	VA Total	\$3,420,393
Environmental Protection Agency	Business Gateway	\$209,308
	Grants.gov	\$517,763
	IAE-Loans and Grants	\$89,973
	Financial Management LoB	\$44,444
	Human Resources Management LoB	\$65,217
	Grants Management LoB	\$59,316
	Geospatial LoB	\$42,000
	Budget Formulation and Execution LoB	\$95,000
	EPA Total	\$1,123,021
General Services Administration	USA Services	\$8,313,827
	Federal Asset Sales	\$1,379,756
	Business Gateway	\$72,875
	E-Gov Travel	\$850,000
	Integrated Acquisition Environment	\$1,426,331
	E-Authentication	\$1,500,000
	Financial Management LoB	\$44,444
	Human Resources Management LoB	\$65,217
	Geospatial LoB	\$35,000
	Budget Formulation and Execution LoB	\$95,000
	IT Infrastructure LoB	\$4,000,000
GSA Total	\$17,782,450	
Institute of Museum and Library Services	Grants.gov	\$129,299
	Grants Management LoB	\$28,460
	IMLS Total	\$157,759

Attachment B

FY 2009 Agency Funding for E-Gov and LoB Initiatives by Agency

Agency	Initiative	FY 2009 Agency Contributions*
National Aeronautics and Space Administration	Business Gateway	\$46,894
	Grants.gov	\$517,763
	IAE-Loans and Grants	\$89,973
	Financial Management LoB	\$75,000
	Human Resources Management LoB	\$65,217
	Grants Management LoB	\$59,316
	Geospatial LoB	\$15,000
	Budget Formulation and Execution LoB	\$85,000
	NASA Total	\$954,163
National Archives and Records Administration	IAE-Loans and Grants	\$12,963
	Grants Management LoB	\$28,460
	Geospatial LoB	\$15,000
	NARA Total	\$56,423
National Endowment for the Arts	Grants.gov	\$129,299
	Grants Management LoB	\$28,460
	NEA Total	\$157,759
National Endowment for the Humanities	Grants.gov	\$129,299
	Grants Management LoB	\$28,460
	NEH Total	\$157,759
National Science Foundation	Business Gateway	\$49,388
	Grants.gov	\$517,763
	IAE-Loans and Grants	\$89,973
	Financial Management LoB	\$44,444
	Human Resources Management LoB	\$65,217
	Grants Management LoB	\$174,360
	Geospatial LoB	\$15,000
	Budget Formulation and Execution LoB	\$95,000
	NSF Total	\$1,051,145
Nuclear Regulatory Commission	Budget Formulation and Execution LoB	*
	NRC Total	*
Office of Management and Budget	Budget Formulation and Execution LoB	\$95,000
	OMB Total	\$95,000

Attachment B

FY 2009 Agency Funding for E-Gov and LoB Initiatives by Agency

Agency	Initiative	FY 2009 Agency Contributions*
Office of Personnel Management	Disaster Assist Improvement Plan	\$61,111
	Business Gateway	\$12,648
	EHRI	\$5,991,000
	Financial Management LoB	\$44,444
	Human Resources Management LoB	\$1,416,217
	Budget Formulation and Execution LoB	\$95,000
	OPM Total	\$7,620,420
Securities and Exchange Commission	Budget Formulation and Execution LoB	\$45,000
	SEC Total	\$45,000
Small Business Administration	Disaster Assist Improvement Plan	\$204,160
	Business Gateway	\$537,648
	Grants.gov	\$129,299
	Integrated Acquisition Environment	\$591,205
	IAE-Loans and Grants	\$2,222,469
	Financial Management LoB	\$44,444
	Grants Management LoB	\$28,460
	Geospatial LoB	\$15,000
	Budget Formulation and Execution LoB	\$45,000
SBA Total	\$3,817,685	
Smithsonian	Budget Formulation and Execution LoB	*
	Smithsonian Total	*
Social Security Administration	Disaster Assist Improvement Plan	\$279,162
	Business Gateway	\$88,658
	Grants.gov	\$74,596
	E-Gov Travel	\$431,762
	IAE-Loans and Grants	\$12,963
	Financial Management LoB	\$44,444
	Human Resources Management LoB	\$130,435
	Grants Management LoB	\$28,460
	Geospatial LoB	\$15,000
	Budget Formulation and Execution LoB	*
	SSA Total	\$1,105,480

Attachment B

FY 2009 Agency Funding for E-Gov and LoB Initiatives by Agency

Agency	Initiative	FY 2009 Agency Contributions*
U.S. Agency for International Development	Grants.gov	\$517,763
	IAE-Loans and Grants	\$189,973
	Financial Management LoB	\$44,444
	Human Resources Management LoB	\$65,217
	Grants Management LoB	\$59,316
	Geospatial LoB	\$15,000
	Budget Formulation and Execution LoB	\$95,000
	USAID Total	\$986,713
U.S. Army Corps of Engineers	Recreation One-Stop	\$50,000
	Geospatial LoB	\$57,000
	Budget Formulation and Execution LoB	\$95,000
	USACE Total	\$202,000
Grand Total		\$138,124,379

Notes:

* - Agency contributions reflect commitments of funding and/or in-kind services provided by partner agencies to initiative managing partner agencies in support of developing, implementing, and/or migrating to E-Gov common solutions. Contribution amounts are determined annually through collaborative, inter-agency E-Gov initiative governance structures and subject to approval by OMB.

"Fee-for-service" contributions represent transfers of funds by partner agencies to initiative service providers in exchange for services rendered by initiative service providers. The amounts are typically based on a transaction/usage-based fee structure (e.g., for payroll processing, payroll service providers base their service fees on the number of employees at a customer agency). Initiative service providers use fees collected from partner agencies to cover ongoing operational costs, perform routine maintenance, and support their customer base.

Once an initiative has completed all implementation and migration activities, an initiative will no longer be funded through agency funding contributions but rather will be exclusively funded through fee-for-service agreements.

Attachment C

FY 2009 Agency Funding for E-Gov and LoB Initiatives by Initiative

Portfolio	Initiative	Agency	FY 2009 Agency Contributions*
G2C	Recreation One-Stop	Dol	\$200,000
		USDA	\$50,000
		USACE	\$50,000
		Recreation One-Stop Total	\$300,000
	USA Services	GSA	\$8,313,827
		USA Services Total	\$8,313,827
	IRS Free File	Treasury	\$1,800,000
		IRS Free File Total	\$1,800,000
	Disaster Assist Improvement Plan	DoC	\$61,111
		DoD	\$61,111
		Education	\$307,136
		Dol	\$61,111
		DoJ	\$74,811
		DoL	\$448,869
		DoT	\$61,111
		HHS	\$696,866
		HUD	\$254,775
		OPM	\$61,111
		SBA	\$204,160
		SSA	\$279,162
		State	\$61,111
		Treasury	\$294,225
		USDA	\$711,392
		VA	\$279,162
		DHS	\$18,500,000
		Disaster Assist Improvement Plan Total	\$22,417,224
	International Trade Data System	DHS	\$16,000,000
International Trade Data System Total		\$16,000,000	
G2B	Federal Asset Sales	GSA	\$1,379,756
		Federal Asset Sales Total	\$1,379,756
	International Trade Process Streamlining	DoC	\$760,000
International Trade Process Streamlining Total	\$760,000		

Attachment C

FY 2009 Agency Funding for E-Gov and LoB Initiatives by Initiative

G2B	Business Gateway	DoC	\$249,656
		DoD	\$74,585
		DoE	\$86,235
		Education	\$64,609
		DoI	\$119,012
		DoJ	\$78,041
		DoL	\$223,024
		DoT	\$86,947
		EPA	\$209,308
		GSA	\$72,875
		HHS	\$216,701
		HUD	\$125,781
		NASA	\$46,894
		NSF	\$49,388
		OPM	\$12,648
		SBA	\$537,648
		SSA	\$88,658
		State	\$61,937
		Treasury	\$354,132
		USDA	\$249,299
		VA	\$71,655
DHS	\$108,146		
		Business Gateway Total	\$3,187,179
G2G	Geospatial One-Stop	DoI	\$1,650,000
		Geospatial One-Stop Total	
	Disaster Management	DHS	\$12,270,000
		Disaster Management Total	
	SAFECOM	DHS	\$5,179,112
		SAFECOM Total	
	E-Vital	HHS	\$90,000
		E-Vital Total	

Attachment C

FY 2009 Agency Funding for E-Gov and LoB Initiatives by Initiative

G2G	Grants.gov	DoC	\$517,763	
		DoD	\$517,763	
		DoE	\$517,763	
		Education	\$1,067,887	
		DoI	\$517,763	
		DoJ	\$517,763	
		DoL	\$517,763	
		DoT	\$1,067,887	
		EPA	\$517,763	
		HHS	\$1,889,757	
		HUD	\$1,067,887	
		NASA	\$517,763	
		NSF	\$517,763	
		SBA	\$129,299	
		SSA	\$74,596	
		State	\$129,299	
		Treasury	\$74,596	
		USAID	\$517,763	
		USDA	\$1,067,887	
		VA	\$129,299	
		DHS	\$517,763	
		NEA	\$129,299	
		NEH	\$129,299	
		CNCS	\$129,299	
		IMLS	\$129,299	
		Grants.gov Total		\$12,910,983
		IEE	EHRI	OPM
EHRI Total				\$5,991,000
E-Payroll	VA		\$340,000	
	E-Payroll Total		\$340,000	
E-Gov Travel	DoC		\$34,055	
	DoI		\$2,327,200	
	DoJ		\$1,815,994	
	GSA		\$850,000	
	SSA		\$431,762	
	State		\$47,912	
E-Gov Travel Total		\$5,506,923		

Attachment C

FY 2009 Agency Funding for E-Gov and LoB Initiatives by Initiative

IEE	Integrated Acquisition Environment	DoD	\$4,900,211
		GSA	\$1,426,331
		SBA	\$591,205
		Integrated Acquisition Environment Total	\$6,917,747
	IAE-Loans and Grants	DoC	\$189,973
		DoD	\$189,973
		DoE	\$189,973
		Education	\$185,570
		Dol	\$189,973
		DoJ	\$89,973
		DoL	\$89,973
		DoT	\$285,570
		EPA	\$89,973
		HHS	\$328,388
		HUD	\$285,570
		NARA	\$12,963
		NASA	\$89,973
		NSF	\$89,973
		SBA	\$2,222,469
		SSA	\$12,963
		State	\$22,469
		Treasury	\$112,963
		USAID	\$189,973
		USDA	\$1,285,570
		VA	\$122,469
		DHS	\$189,973
		IAE-Loans and Grants Total	\$6,466,667
Cross-Cutting	E-Authentication	GSA	\$1,500,000
		E-Authentication Total	\$1,500,000

Attachment C

FY 2009 Agency Funding for E-Gov and LoB Initiatives by Initiative

LOB	Financial Management LoB	DoC	\$44,000	
		DoD	\$142,857	
		DoE	\$75,000	
		Education	\$142,857	
		DoI	\$75,000	
		DoJ	\$75,000	
		DoL	\$75,000	
		DoT	\$142,857	
		EPA	\$44,444	
		GSA	\$44,444	
		HHS	\$142,857	
		HUD	\$142,857	
		NASA	\$75,000	
		NSF	\$44,444	
		OPM	\$44,444	
		SBA	\$44,444	
		SSA	\$44,444	
		State	\$75,000	
		Treasury	\$75,000	
		USAID	\$44,444	
		USDA	\$75,000	
		VA	\$142,857	
		DHS	\$142,857	
		Financial Management LoB Total		\$1,955,107

Attachment C

FY 2009 Agency Funding for E-Gov and LoB Initiatives by Initiative

LOB	Human Resources Management LoB	DoC	\$130,435
		DoD	\$260,870
		DoE	\$65,217
		Education	\$65,217
		DoI	\$130,435
		DoJ	\$260,870
		DoL	\$65,217
		DoT	\$130,435
		EPA	\$65,217
		GSA	\$65,217
		HHS	\$130,435
		HUD	\$65,217
		NASA	\$65,217
		NSF	\$65,217
		OPM	\$1,416,217
		SSA	\$130,435
		State	\$65,217
		Treasury	\$260,870
		USAID	\$65,217
		USDA	\$260,870
		VA	\$260,870
		DHS	\$260,870
		Human Resources Management LoB Total	

Attachment C

FY 2009 Agency Funding for E-Gov and LoB Initiatives by Initiative

LOB	Grants Management LoB	DoC	\$59,316	
		DoD	\$59,316	
		DoE	\$59,316	
		Education	\$197,933	
		DoI	\$59,316	
		DoJ	\$59,316	
		DoL	\$112,833	
		DoT	\$112,833	
		EPA	\$59,316	
		HHS	\$197,933	
		HUD	\$112,833	
		NARA	\$28,460	
		NASA	\$59,316	
		NSF	\$174,360	
		SBA	\$28,460	
		SSA	\$28,460	
		State	\$28,460	
		Treasury	\$28,460	
		USAID	\$59,316	
		USDA	\$112,833	
		VA	\$28,460	
		DHS	\$59,316	
		NEA	\$28,460	
		NEH	\$28,460	
		CNCS	\$28,460	
		IMLS	\$28,460	
		Grants Management LoB Total		\$1,840,002

Attachment C

FY 2009 Agency Funding for E-Gov and LoB Initiatives by Initiative

LOB	Federal Health Architecture LoB	DoD	\$1,935,621	
		HHS	\$3,661,828	
		USDA	*	
		VA	\$1,935,621	
		DHS	*	
		Federal Health Architecture LoB Total		\$7,533,070
		Geospatial LoB	DoC	\$162,000
	DoD		\$42,000	
	DoE		\$42,000	
	Education		\$15,000	
	Dol		\$372,000	
	DoJ		\$62,000	
	DoL		\$15,000	
	DoT		\$62,000	
	EPA		\$42,000	
	GSA		\$35,000	
	HHS		\$35,000	
	HUD		\$35,000	
	NARA		\$15,000	
	NASA		\$15,000	
	NSF		\$15,000	
	SBA		\$15,000	
	SSA		\$15,000	
	State		\$35,000	
	Treasury		\$15,000	
	USAID		\$15,000	
	USDA	\$102,000		
VA	\$15,000			
DHS	\$62,000			
USACE	\$57,000			
Geospatial LoB Total		\$1,295,000		

Attachment C

FY 2009 Agency Funding for E-Gov and LoB Initiatives by Initiative

LOB	Budget Formulation and Execution LoB	DoC	\$85,000	
		DoD	\$95,000	
		DoE	\$95,000	
		Education	\$95,000	
		DoI	\$95,000	
		DoJ	\$95,000	
		DoL	\$95,000	
		DoT	\$85,000	
		EPA	\$95,000	
		GSA	\$95,000	
		HHS	\$95,000	
		HUD	\$85,000	
		NASA	\$85,000	
		NRC	*	
		NSF	\$95,000	
		OPM	\$95,000	
		SBA	\$45,000	
		Smithsonian	*	
		SSA	*	
		State	\$95,000	
		Treasury	\$95,000	
		USAID	\$95,000	
		USDA	\$95,000	
		VA	\$95,000	
		SEC	\$45,000	
		DHS	\$95,000	
		OMB	\$95,000	
	USACE	\$95,000		
	Budget Formulation and Execution LoB Total		\$2,235,000	
	IT Infrastructure LoB		GSA	\$4,000,000
	IT Infrastructure LoB Total		\$4,000,000	
	Information Systems Security LoB		DHS	\$2,000,000
	Information Systems Security LoB Total		\$2,000,000	
Grand Total			\$138,124,379	

Attachment C

FY 2009 Agency Funding for E-Gov and LoB Initiatives by Initiative

Notes:

* - Agency contributions reflect commitments of funding and/or in-kind services provided by partner agencies to initiative managing partner agencies in support of developing, implementing, and/or migrating to E-Gov common solutions. Contribution amounts are determined annually through collaborative, inter-agency E-Gov initiative governance structures and subject to approval by OMB.

"Fee-for-service" contributions represent transfers of funds by partner agencies to initiative service providers in exchange for services rendered by initiative service providers. The amounts are typically based on a transaction/usage-based fee structure (e.g., for payroll processing, payroll service providers base their service fees on the number of employees at a customer agency). Initiative service providers use fees collected from partner agencies to cover ongoing operational costs, perform routine maintenance, and support their customer base.

Once an initiative has completed all implementation and migration activities, an initiative will no longer be funded through agency funding contributions but rather will be exclusively funded through fee-for-service agreements.

ATTACHMENT D
DEPARTMENT OF AGRICULTURE**
FY 2009 E-Government Distribution

Department / Bureau	FY 2009					
	Recreation One-Stop	Business Gateway	Grants.gov	Financial Management LoB	Human Resources Management LoB	Grants Management LoB
Office of the Secretary	\$ 5	\$ 24	\$ 105	\$ 7	\$ 26	\$ 11
Executive Operations (OCFO)	\$ 920	\$ 4,586	\$ 19,646	\$ 1,380	\$ 4,799	\$ 2,076
Office of Civil Rights	\$ 82	\$ 408	\$ 1,749	\$ 123	\$ 427	\$ 185
Departmental Administration	\$ 127	\$ 633	\$ 2,714	\$ 191	\$ 663	\$ 287
Office of Communications	\$ 27	\$ 135	\$ 578	\$ 41	\$ 141	\$ 61
Office of the Inspector General	\$ 163	\$ 814	\$ 3,486	\$ 245	\$ 851	\$ 368
Office of the General Counsel	\$ 101	\$ 505	\$ 2,164	\$ 152	\$ 529	\$ 229
Office of Budget and Program Analysis ¹	\$ 15	\$ 75	\$ 321	\$ 23	\$ 79	\$ 34
Office of the Chief Information Officer ¹	\$ 4,550	\$ 22,688	\$ 97,185	\$ 6,826	\$ 23,741	\$ 10,269
National Appeals Division ¹	\$ 28	\$ 138	\$ 591	\$ 41	\$ 144	\$ 62
Office of the Chief Economist ¹	\$ 145	\$ 721	\$ 3,090	\$ 217	\$ 755	\$ 327
Economic Research Service	\$ 177	\$ 884	\$ 3,786	\$ 266	\$ 925	\$ 400
National Agricultural Statistics Service	\$ 483	\$ 2,410	\$ 10,324	\$ 725	\$ 2,522	\$ 1,091
Agricultural Research Service	\$ 2,507	\$ 12,498	\$ 53,535	\$ 3,760	\$ 13,078	\$ 5,657
Cooperative State Research, Education, and Extension Service	\$ 302	\$ 1,506	\$ 6,449	\$ 453	\$ 1,575	\$ 681
Animal and Plant Health Inspection Service	\$ 3,879	\$ 19,340	\$ 82,842	\$ 5,818	\$ 20,237	\$ 8,753
Food Safety and Inspection Service	\$ 3,216	\$ 16,035	\$ 68,688	\$ 4,824	\$ 16,779	\$ 7,258
Grain Inspection, Packers and Stockyards Administration	\$ 323	\$ 1,608	\$ 6,888	\$ 484	\$ 1,683	\$ 728
Agricultural Marketing Service	\$ 807	\$ 4,025	\$ 17,242	\$ 1,211	\$ 4,212	\$ 1,822
Risk Management Agency	\$ 151	\$ 753	\$ 3,226	\$ 227	\$ 788	\$ 341
Farm Service Agency	\$ 6,444	\$ 32,132	\$ 137,638	\$ 9,667	\$ 33,623	\$ 14,543
Natural Resources Conservation Service	\$ 3,710	\$ 18,498	\$ 79,239	\$ 5,565	\$ 19,357	\$ 8,372
Rural Development ²	\$ 2,649	\$ 13,210	\$ 56,583	\$ 3,971	\$ 13,823	\$ 5,976
Foreign Agricultural Service	\$ 845	\$ 4,213	\$ 18,045	\$ 1,267	\$ 4,408	\$ 1,907
Food and Nutrition Service	\$ 1,140	\$ 5,683	\$ 24,341	\$ 1,710	\$ 5,946	\$ 2,572
Forest Service	\$ 17,204	\$ 85,777	\$ 367,432	\$ 25,806	\$ 89,759	\$ 38,823
TOTAL DEPARTMENT OF AGRICULTURE	\$ 50,000	\$ 249,299	\$ 1,067,887	\$ 75,000	\$ 260,870	\$ 112,833
TOTAL E-GOV FUNDING REQUEST	\$ 50,000	\$ 249,299	\$ 1,067,887	\$ 75,000	\$ 260,870	\$ 112,833

Notes:

* - Specific funding level is still pending

** - Per USDA, agency contributions for E-Gov Initiatives have been based on a blend of agency full-time equivalents and agency IT development, modernization, and enhancement spending. E-Gov Initiatives are considered by USDA to be either enterprise-wide or cross-agency.

¹ - These agencies or staff offices were added to represent a complete list that contributes to E-Gov Initiatives

² - Rural Development uses a consolidated IT budget across its agencies; Rural Housing Service, Rural Business-Cooperative Service, and Rural Utilities Service

ATTACHMENT D
DEPARTMENT OF AGRICULTURE**
FY 2009 E-Government Distribution

Department / Bureau	FY 2009					FY 2009 Total
	Geospatial LoB	Budget Formulation and Execution LoB	IT Infrastructure LoB	IAE - Loans and Grants	Disaster Assistance Improvement Plan	
Office of the Secretary	\$ 10	\$ 9		\$ 126	\$ 70	
Executive Operations (OCFO)	\$ 1,876	\$ 1,748		\$ 23,651	\$ 13,088	
Office of Civil Rights	\$ 167	\$ 156		\$ 2,106	\$ 1,165	
Departmental Administration	\$ 259	\$ 241		\$ 3,267	\$ 1,808	
Office of Communications	\$ 55	\$ 51		\$ 696	\$ 385	
Office of the Inspector General	\$ 333	\$ 310		\$ 4,196	\$ 2,322	
Office of the General Counsel	\$ 207	\$ 192		\$ 2,605	\$ 1,441	
Office of Budget and Program Analysis ¹	\$ 31	\$ 29		\$ 387	\$ 214	
Office of the Chief Information Officer ¹	\$ 9,283	\$ 8,646		\$ 116,996	\$ 64,742	
National Appeals Division ¹	\$ 56	\$ 53		\$ 711	\$ 393	
Office of the Chief Economist ¹	\$ 295	\$ 275		\$ 3,720	\$ 2,059	
Economic Research Service	\$ 362	\$ 337		\$ 4,557	\$ 2,522	
National Agricultural Statistics Service	\$ 986	\$ 918		\$ 12,429	\$ 6,878	
Agricultural Research Service	\$ 5,113	\$ 4,763		\$ 64,448	\$ 35,664	
Cooperative State Research, Education, and Extension Service	\$ 616	\$ 574		\$ 7,764	\$ 4,296	
Animal and Plant Health Inspection Service	\$ 7,913	\$ 7,370		\$ 99,729	\$ 55,187	
Food Safety and Inspection Service	\$ 6,561	\$ 6,110		\$ 82,689	\$ 45,757	
Grain Inspection, Packers and Stockyards Administration	\$ 658	\$ 613		\$ 8,292	\$ 4,588	
Agricultural Marketing Service	\$ 1,647	\$ 1,534		\$ 20,757	\$ 11,486	
Risk Management Agency	\$ 308	\$ 287		\$ 3,884	\$ 2,149	
Farm Service Agency	\$ 13,147	\$ 12,244		\$ 165,695	\$ 91,690	
Natural Resources Conservation Service	\$ 7,569	\$ 7,049		\$ 95,392	\$ 52,787	
Rural Development ²	\$ 5,403	\$ 5,034		\$ 68,115	\$ 37,694	
Foreign Agricultural Service	\$ 1,724	\$ 1,605		\$ 21,724	\$ 12,021	
Food and Nutrition Service	\$ 2,325	\$ 2,165		\$ 29,303	\$ 16,215	
Forest Service	\$ 35,096	\$ 32,687		\$ 442,331	\$ 244,771	
TOTAL DEPARTMENT OF AGRICULTURE	\$ 102,000	\$ 95,000	\$ -	\$ 1,285,570	\$ 711,392	\$ 4,009,851
TOTAL E-GOV FUNDING REQUEST	\$ 102,000	\$ 95,000	*	\$ 1,285,570	\$ 711,392	\$ 4,009,851

Notes:

* - Specific funding level is still pending

** - Per USDA, agency contributions for E-Gov Initiatives have been based on a blend of agency full-time equivalents and agency IT development, modernization, and enhancement spending. E-Gov Initiatives are considered by USDA to be either enterprise-wide or cross-agency.

¹ - These agencies or staff offices were added to represent a complete list that contributes to E-Gov Initiatives

² - Rural Development uses a consolidated IT budget across its agencies; Rural Housing Service, Rural Business-Cooperative Service, and Rural Utilities Service

ATTACHMENT D
DEPARTMENT OF COMMERCE
FY 2009 E-Government Distribution

Department / Bureau	FY 2009					
	International Trade Process Streamlining	Business Gateway	Grants.gov	E-Gov Travel	Financial Management LoB	Human Resources Management LoB
Departmental Management		\$ 991	\$ 702	\$ 668	\$ 314	\$ 3,415
Inspector General		\$ -	\$ -	\$ -	\$ 113	\$ 481
Economic Development Administration		\$ 3,963	\$ 137,953	\$ 334	\$ 2,242	\$ 849
Bureau of the Census		\$ 91,144	\$ -	\$ 6,010	\$ 4,234	\$ 32,296
Economics and Statistics Administration		\$ 9,247	\$ -	\$ -	\$ 483	\$ 1,896
International Trade Administration	\$ 760,000	\$ 12,879	\$ 7,372	\$ 5,676	\$ 2,124	\$ 8,939
Bureau of Industry and Security		\$ 11,888	\$ -	\$ 668	\$ 426	\$ 1,436
Minority Business Development Agency		\$ -	\$ 14,041	\$ -	\$ 130	\$ 395
National Oceanic and Atmospheric Administration		\$ 54,819	\$ 264,147	\$ 15,357	\$ 22,004	\$ 43,898
U.S. Patent and Trademark Office		\$ 60,102	\$ -	\$ 2,003	\$ 7,708	\$ 24,728
Technology Administration		\$ -	\$ -	\$ -	\$ -	\$ -
National Technical Information Service		\$ -	\$ -	\$ -	\$ 79	\$ 687
National Institute of Standards & Technology		\$ 3,302	\$ 93,548	\$ 3,339	\$ 3,673	\$ 10,402
National Telecommunications & Information Admin.		\$ 1,321	\$ -	\$ -	\$ 470	\$ 1,013
TOTAL DEPARTMENT OF COMMERCE	\$ 760,000	\$ 249,656	\$ 517,763	\$ 34,055	\$ 44,000	\$ 130,435
E-GOV FUNDING REQUEST	\$ 760,000	\$ 249,656	\$ 517,763	\$ 34,055	\$ 44,000	\$ 130,435

Department / Bureau	FY 2009					FY 2009 Total
	Grants Management LoB	Geospatial LoB	Budget Formulation and Execution LoB	IAE - Loans and Grants	Disaster Assistance Improvement Plan	
Departmental Management	\$ 80		\$ 606	\$ 258	\$ 436	
Inspector General	\$ -		\$ 219	\$ -	\$ 157	
Economic Development Administration	\$ 15,804		\$ 4,331	\$ 50,617	\$ 3,114	
Bureau of the Census	\$ -	\$ 81,000	\$ 8,179	\$ -	\$ 5,881	
Economics and Statistics Administration	\$ -		\$ 933	\$ -	\$ 671	
International Trade Administration	\$ 844		\$ 4,103	\$ 2,705	\$ 2,950	
Bureau of Industry and Security	\$ -		\$ 822	\$ -	\$ 591	
Minority Business Development Agency	\$ 1,609		\$ 252	\$ 5,152	\$ 181	
National Oceanic and Atmospheric Administration	\$ 30,262	\$ 81,000	\$ 42,510	\$ 96,917	\$ 30,561	
U.S. Patent and Trademark Office	\$ -		\$ 14,890	\$ -	\$ 10,706	
Technology Administration	\$ -		\$ -	\$ -	\$ -	
National Technical Information Service	\$ -		\$ 152	\$ -	\$ 109	
National Institute of Standards & Technology	\$ 10,717		\$ 7,096	\$ 34,324	\$ 5,102	
National Telecommunications & Information Admin.	\$ -		\$ 907	\$ -	\$ 652	
TOTAL DEPARTMENT OF COMMERCE	\$ 59,316	\$ 162,000	\$ 85,000	\$ 189,973	\$ 61,111	\$ 2,293,309
E-GOV FUNDING REQUEST	\$ 59,316	\$ 162,000	\$ 85,000	\$ 189,973	\$ 61,111	\$ 2,293,309

NOTE: The Office of Inspector General at DoC has stated that FY 2009 funding amounts are estimates.

ATTACHMENT D
DEPARTMENT OF DEFENSE
FY 2009 E-Government Distribution

FY 2009						
Department / Bureau	Business Gateway	Grants.gov	Integrated Acquisition Environment	Financial Management LoB	Human Resources Management LoB	Grants Management LoB
Navy, Marine Corps						
Army						
Air Force						
Defense-wide	\$ 74,585	\$ 517,763	\$ 25,605,325	\$ 142,857	\$ 260,870	\$ 59,316
TOTAL DEPARTMENT OF DEFENSE	\$ 74,585	\$ 517,763	\$ 25,605,325	\$ 142,857	\$ 260,870	\$ 59,316
E-GOV FUNDING REQUEST	\$ 74,585	\$ 517,763	\$ 4,900,211	\$ 142,857	\$ 260,870	\$ 59,316

FY 2009						
Department / Bureau	Federal Health Architecture LoB	Geospatial LoB	Budget Formulation and Execution LoB	IAE - Loans and Grants	Disaster Assistance Improvement Plan	
Navy, Marine Corps						
Army						
Air Force						
Defense-wide	\$ 1,935,621	\$ 42,000	\$ 95,000	\$ 189,973	\$ 61,111	FY 2009 Total
TOTAL DEPARTMENT OF DEFENSE	\$ 1,935,621	\$ 42,000	\$ 95,000	\$ 189,973	\$ 61,111	\$ 28,984,421
E-GOV FUNDING REQUEST	\$ 1,935,621	\$ 42,000	\$ 95,000	\$ 189,973	\$ 161,111	\$ 8,379,307

ATTACHMENT D
DEPARTMENT OF EDUCATION
FY 2009 E-Government Distribution

FY 2009					
Department / Bureau	Business Gateway	Grants.gov	Financial Management LoB	Human Resources Management LoB	Grants Management LoB
Office of Elementary and Secondary Education					
Office of Innovation and Improvement					
Office of Safe and Drug-Free Schools					
Office of English Language Acquisition					
Office of Special Education and Rehabilitative Services					
Office of Vocational and Adult Education					
Office of Postsecondary Education					
Office of Federal Student Aid					
Institute of Education Sciences					
Departmental Management	\$ 64,609	\$ 1,067,887	\$ 142,857	\$ 65,217	\$ 197,933
Hurricane Education Recovery					
TOTAL DEPARTMENT OF EDUCATION	\$ 64,609	\$ 1,067,887	\$ 142,857	\$ 65,217	\$ 197,933
E-GOV FUNDING REQUEST	\$ 64,609	\$ 1,067,887	\$ 142,857	\$ 65,217	\$ 197,933

FY 2009					
Department / Bureau	Geospatial LoB	Budget Formulation and Execution LoB	IAE - Loans and Grants	Disaster Assistance Improvement Plan	
Office of Elementary and Secondary Education					
Office of Innovation and Improvement					
Office of Safe and Drug-Free Schools					
Office of English Language Acquisition					
Office of Special Education and Rehabilitative Services					
Office of Vocational and Adult Education					
Office of Postsecondary Education					
Office of Federal Student Aid				\$ 307,136	
Institute of Education Sciences					
Departmental Management	\$ 15,000	\$ 95,000	\$ 185,570		
Hurricane Education Recovery					
TOTAL DEPARTMENT OF EDUCATION	\$ 15,000	\$ 95,000	\$ 185,570	\$ 307,136	\$ 2,141,209
E-GOV FUNDING REQUEST	\$ 15,000	\$ 95,000	\$ 185,570	\$ 307,136	\$ 2,141,209

ATTACHMENT D
DEPARTMENT OF ENERGY
FY 2009 E-Government Distribution

FY 2009				
Department / Bureau	Business Gateway	Grants.gov	Financial Management LoB	Human Resources Management LoB
National Nuclear Security Administration				
Environmental and Other Defense Activities				
Energy Programs				
Power Marketing Administration				
Corporate Management (CIO)	\$ 86,235	\$ 517,763	\$ 75,000	\$ 65,217
TOTAL DEPARTMENT OF ENERGY	\$ 86,235	\$ 517,763	\$ 75,000	\$ 65,217
E-GOV FUNDING REQUEST	\$ 86,235	\$ 517,763	\$ 75,000	\$ 65,217

FY 2009					
Department / Bureau	Grants Management LoB	Geospatial LoB	Budget Formulation and Execution LoB	IAE - Loans and Grants	
National Nuclear Security Administration					
Environmental and Other Defense Activities					
Energy Programs					
Power Marketing Administration					
Corporate Management (CIO)	\$ 59,316	\$ 42,000	\$ 95,000	\$ 189,973	FY 2009 Total
TOTAL DEPARTMENT OF ENERGY	\$ 59,316	\$ 42,000	\$ 95,000	\$ 189,973	\$ 1,130,504
E-GOV FUNDING REQUEST	\$ 59,316	\$ 42,000	\$ 95,000	\$ 189,973	\$ 1,130,504

ATTACHMENT D
DEPARTMENT OF HEALTH AND HUMAN SERVICES
FY 2009 E-Government Distribution

Department / Bureau	FY 2009					
	Business Gateway	Grants.gov	E-Vital **	Financial Management LoB	Human Resources Management LoB	Grants Management LoB
Food and Drug Administration	\$ 36,267.08	\$ 11,069.71		\$ 23,908.55	\$ 20,477.18	\$ 1,159.44
Health Resources and Services Administration	\$ 4,455.37	\$ 137,580.64		\$ 2,937.14	\$ 3,775.52	\$ 14,410.18
Indian Health Services	\$ 5,599.55	\$ 15,813.87		\$ 3,691.42	\$ 32,014.65	\$ 1,656.34
Centers for Disease Control and Prevention	\$ 38,119.87	\$ 249,859.08		\$ 21,677.12	\$ 17,770.83	\$ 26,170.22
National Institutes of Health	\$ 82,010.49	\$ 1,214,504.92		\$ 54,064.23	\$ 35,249.32	\$ 127,207.15
Substance Abuse and Mental Health Services Administration	\$ 1,638.26	\$ 34,790.51		\$ 1,080.00	\$ 1,094.23	\$ 3,643.95
Agency for Healthcare Research and Quality		\$ 12,651.09		\$ 1,054.28	\$ 609.76	\$ 1,325.07
Centers for Medicare and Medicaid Services	\$ 43,747.60	\$ 17,395.25		\$ 28,839.97	\$ 9,848.09	\$ 1,821.98
Administration for Children and Families		\$ 109,115.68		\$ 2,112.86	\$ 2,631.17	\$ 11,428.77
Administration on Aging		\$ 17,395.25		\$ 287.14	\$ 256.85	\$ 1,821.98
Departmental Management	\$ 3,105.33	\$ 69,581.01		\$ 2,045.71	\$ 3,685.73	\$ 7,287.91
Program Support Center						
Office of the Inspector General	\$ 1,757.45			\$ 1,158.57	\$ 3,021.67	
TOTAL DEPARTMENT OF HEALTH AND HUMAN SERVICES	\$ 216,701	\$ 1,889,757	\$ -	\$ 142,857	\$ 130,435	\$ 197,933
E-GOV FUNDING REQUEST	\$ 216,701	\$ 1,889,757	\$ 90,000	\$ 142,857	\$ 130,435	\$ 197,933

Department / Bureau	FY 2009				
	Federal Health Architecture LoB	Geospatial LoB	Budget Formulation and Execution LoB	IAE - Loans and Grants	Disaster Assistance Improvement Plan
Food and Drug Administration	\$ 663,799.53		\$ 15,899.20	\$ 3,522.68	
Health Resources and Services Administration		\$ 719.60	\$ 1,953.20	\$ 81,430.60	\$ 35,000.00
Indian Health Services	\$ 111,421.64		\$ 2,454.80	\$ 19,359.03	\$ 31,866.00
Centers for Disease Control and Prevention	\$ 651,854.78	\$ 33,778.85	\$ 14,415.30	\$ 25,720.31	\$ 80,000.00
National Institutes of Health	\$ 1,085,973.93		\$ 35,952.75	\$ 71,955.52	\$ 75,000.00
Substance Abuse and Mental Health Services Administration			\$ 718.10	\$ 32,113.03	\$ 50,000.00
Agency for Healthcare Research and Quality	\$ 57,024.29		\$ 701.10	\$ 4,961.64	
Centers for Medicare and Medicaid Services	\$ 1,039,279.84		\$ 19,178.60	\$ 7,485.70	\$ 325,000.00
Administration for Children and Families			\$ 1,405.05	\$ 64,689.99	\$ 50,000.00
Administration on Aging			\$ 190.95	\$ 6,746.57	\$ 20,000.00
Departmental Management	\$ 52,474.00	\$ 501.55	\$ 1,360.50	\$ 10,402.92	\$ 30,000.00
Program Support Center					
Office of the Inspector General			\$ 770.45		
TOTAL DEPARTMENT OF HEALTH AND HUMAN SERVICES	\$ 3,661,828	\$ 35,000	\$ 95,000	\$ 328,388	\$ 696,866
E-GOV FUNDING REQUEST	\$ 3,661,828	\$ 35,000	\$ 95,000	\$ 328,388	\$ 696,866

*This does not reflect HHS FY-09 Fee-for-Service funding reimbursements for GovBenefits.gov (\$473,732), E-Rulemaking (\$325,214), and Integrated Acquisition Environment (\$1,829,558).

** Final requested amount pending

ATTACHMENT D
DEPARTMENT OF HOMELAND SECURITY
FY 2009 E-Government Distribution

FY 2009							
Department / Bureau	International Trade Data System	Business Gateway	Disaster Management	SAFECOM	Grants.gov	Financial Management LoB	Human Resources Management LoB
Customs and Border Protection	\$ 16,000,000	\$ 33,617	\$ 1,015,987	\$ -	\$ -	\$ 44,407	\$ 87,606
Federal Law Enforcement Training Center	\$ -	\$ 726	\$ -	\$ -	\$ -	\$ 959	\$ 1,893
Immigration and Customs Enforcement	\$ -	\$ 15,797	\$ 1,015,987	\$ -	\$ 890	\$ 20,867	\$ 30,655
Transportation Security Administration	\$ -	\$ 12,243	\$ 1,055,064	\$ -	\$ 18,088	\$ 16,173	\$ 90,442
Federal Emergency Management Agency	\$ -	\$ 2,206	\$ 2,618,121	\$ -	\$ 23,233	\$ 2,914	\$ 4,488
National Protection and Program Directorate	\$ -	\$ 1,931	\$ 3,126,115	\$ -	\$ 464,425	\$ 2,551	\$ 982
Office of Health Affairs	\$ -	\$ 390	\$ -	\$ -	\$ -	\$ 515	\$ 88
Operations Coordination & Intel & Analysis	\$ -	\$ 1,041	\$ 625,223	\$ -	\$ 2,959	\$ 1,373	\$ 935
Office of Inspector General	\$ -	\$ 327	\$ -	\$ -	\$ -	\$ 433	\$ 994
Science and Technology	\$ -	\$ 2,640	\$ 195,382	\$ 5,179,112	\$ 1,882	\$ 3,488	\$ 687
Domestic Nuclear Detection Office	\$ -	\$ 1,857	\$ -	\$ -	\$ -	\$ 2,453	\$ 218
United States Coast Guard	\$ -	\$ 25,080	\$ 1,797,516	\$ -	\$ 5,784	\$ 33,129	\$ 11,776
United States Citizenship and Immigration Services	\$ -	\$ 601	\$ 507,994	\$ -	\$ -	\$ 794	\$ 15,233
United States Secret Service	\$ -	\$ 5,316	\$ 273,535	\$ -	\$ 365	\$ 7,023	\$ 12,090
US Visit	\$ -	\$ 1,198	\$ -	\$ -	\$ -	\$ 1,582	\$ 184
Departmental Management and Operations	\$ -	\$ 3,176	\$ 39,076	\$ -	\$ 137	\$ 4,196	\$ 2,599
TOTAL DEPARTMENT OF HOMELAND SECURITY	\$ 16,000,000	\$ 108,146	\$ 12,270,000	\$ 5,179,112	\$ 517,763	\$ 142,857	\$ 260,870
E-GOV FUNDING REQUEST	\$ 16,000,000	\$ 108,146	\$ 12,270,000	\$ 5,179,112	\$ 517,763	\$ 142,857	\$ 260,870

FY 2009							
Department / Bureau	Grants Management LoB	Geospatial LoB	Budget Formulation and Execution LoB	Federal Health Architecture LoB	Information Systems Security LoB	IAE - Loans and Grants	Disaster Assistance Improvement Plan
Customs and Border Protection	\$ -	\$ 19,243	\$ 29,485	\$ -	\$ -	\$ -	\$ -
Federal Law Enforcement Training Center	\$ -	\$ 416	\$ 637	\$ -	\$ -	\$ -	\$ -
Immigration and Customs Enforcement	\$ 100	\$ 9,043	\$ 13,856	\$ -	\$ -	\$ 325	\$ -
Transportation Security Administration	\$ 2,072	\$ 7,008	\$ 10,738	\$ -	\$ -	\$ 6,637	\$ -
Federal Emergency Management Agency	\$ 2,662	\$ 1,263	\$ 1,935	\$ -	\$ -	\$ 8,525	\$ 17,990,000
National Protection and Program Directorate	\$ 53,206	\$ 1,106	\$ 1,694	\$ -	\$ 2,000,000	\$ 170,403	\$ -
Office of Health Affairs	\$ -	\$ 223	\$ 342	\$ -	\$ -	\$ -	\$ -
Operations Coordination & Intel & Analysis	\$ 339	\$ 595	\$ 912	\$ -	\$ -	\$ 1,086	\$ -
Office of Inspector General	\$ -	\$ 187	\$ 287	\$ -	\$ -	\$ -	\$ -
Science and Technology	\$ 216	\$ 1,511	\$ 2,316	\$ -	\$ -	\$ 690	\$ -
Domestic Nuclear Detection Office	\$ -	\$ 1,063	\$ 1,628	\$ -	\$ -	\$ -	\$ -
United States Coast Guard	\$ 663	\$ 14,356	\$ 21,997	\$ -	\$ -	\$ 2,122	\$ -
United States Citizenship and Immigration Services	\$ -	\$ 344	\$ 527	\$ -	\$ -	\$ -	\$ -
United States Secret Service	\$ 42	\$ 3,043	\$ 4,663	\$ -	\$ -	\$ 134	\$ -
US Visit	\$ -	\$ 686	\$ 1,051	\$ -	\$ -	\$ -	\$ -
Departmental Management and Operations	\$ 16	\$ 1,913	\$ 2,932	\$ -	\$ -	\$ 51	\$ -
TOTAL DEPARTMENT OF HOMELAND SECURITY	\$ 59,316	\$ 62,000	\$ 95,000	\$ -	\$ 2,000,000	\$ 189,973	\$ 17,990,000
E-GOV FUNDING REQUEST	\$ 59,316	\$ 62,000	\$ 95,000	*	\$ 2,000,000	\$ 189,973	\$ 18,500,000
							FY 2009 Total
							\$ 54,875,037
							\$ 55,385,037

Notes:
 * - Specific funding level is still pending

ATTACHMENT D
DEPARTMENT OF HOUSING AND URBAN DEVELOPMENT
FY 2009 E-Government Distribution

Department / Bureau	FY 2009				
	Business Gateway	Grants.gov	Financial Management LoB	Human Resources Management LoB	Grants Management LoB
Public and Indian Housing Programs					
Community Planning and Development					
Housing Programs					
Government National Mortgage Association					
Policy Development and Research					
Fair Housing and Equal Opportunity					
Office of Lead Hazard Control and Healthy Homes					
Management and Administration					
Departmentwide Programs	\$ 125,781	\$ 1,067,887	\$ 142,857	\$ 65,217	\$ 112,833
TOTAL DEPARTMENT OF HOUSING AND URBAN DEVELOPMENT	\$ 125,781	\$ 1,067,887	\$ 142,857	\$ 65,217	\$ 112,833
E-GOV FUNDING REQUEST	\$ 125,781	\$ 1,067,887	\$ 142,857	\$ 65,217	\$ 112,833

Department / Bureau	FY 2009				FY 2009 Total
	Geospatial LoB	Budget Formulation and Execution LoB	IAE - Loans and Grants	Disaster Assistance Improvement Plan	
Public and Indian Housing Programs					
Community Planning and Development					
Housing Programs					
Government National Mortgage Association					
Policy Development and Research					
Fair Housing and Equal Opportunity					
Office of Lead Hazard Control and Healthy Homes					
Management and Administration					
Departmentwide Programs	\$ 35,000	\$ 85,000	\$ 285,570	\$ 254,775	
TOTAL DEPARTMENT OF HOUSING AND URBAN DEVELOPMENT	\$ 35,000	\$ 85,000	\$ 285,570	\$ 254,775	\$ 2,174,920
E-GOV FUNDING REQUEST	\$ 35,000	\$ 85,000	\$ 285,570	\$ 254,775	\$ 2,174,920

ATTACHMENT D
DEPARTMENT OF THE INTERIOR
FY 2009 E-Government Distribution

FY 2009						
Department / Bureau or Account	Recreation One-Stop	Business Gateway	Geospatial One-Stop	Grants.gov	E-Gov Travel	Financial Management LoB
Bureau of Land Management						
Minerals Management Service						
Office of Surface Mining Reclamation and Enforcement						
Bureau of Reclamation						
Central Utah Project						
United States Geological Survey			\$ 1,385,000			
Bureau of Mines						
United States Fish and Wildlife Service						
National Park Service						
Bureau of Indian Affairs and Bureau of Indian Education						
Departmental Offices						
Insular Affairs						
Office of the Solicitor						
Office of Inspector General						
Office of Special Trustee for American Indians						
National Indian Gaming Commission						
Department-Wide Programs (Working Capital Fund 14 X 4523)	\$ 200,000	\$ 119,012	\$ 300,000	\$ 517,763	\$ 2,327,200	\$ 75,000
TOTAL DEPARTMENT OF THE INTERIOR	\$ 200,000	\$ 119,012	\$ 1,685,000	\$ 517,763	\$ 2,327,200	\$ 75,000
E-GOV FUNDING REQUEST	\$ 200,000	\$ 119,012	\$ 1,650,000	\$ 517,763	\$ 2,327,200	\$ 75,000

FY 2009						
Department / Bureau	Human Resources Management LoB	Grants Management LoB	Geospatial LoB	Budget Formulation and Execution LoB	IAE - Loans and Grants	Disaster Assistance Improvement Plan
Bureau of Land Management						
Minerals Management Service						
Office of Surface Mining Reclamation and Enforcement						
Bureau of Reclamation						
Central Utah Project						
United States Geological Survey			\$ 383,160			
Bureau of Mines						
United States Fish and Wildlife Service						
National Park Service						
Bureau of Indian Affairs and Bureau of Indian Education						
Departmental Offices						
Insular Affairs						
Office of the Solicitor						
Office of Inspector General						
Office of Special Trustee for American Indians						
National Indian Gaming Commission						
Department-Wide Programs (Working Capital Fund 14 X 4523)	\$ 130,435	\$ 59,316	\$ -	\$ 95,000	\$ 189,973	\$ 61,111
TOTAL DEPARTMENT OF THE INTERIOR	\$ 130,435	\$ 59,316	\$ 383,160	\$ 95,000	\$ 189,973	\$ 61,111
E-GOV FUNDING REQUEST	\$ 130,435	\$ 59,316	\$ 372,000	\$ 95,000	\$ 189,973	\$ 61,111
						FY 2009 Total
						\$ 5,842,970
						\$ 5,796,810

ATTACHMENT D
DEPARTMENT OF JUSTICE
FY 2009 E-Government Distribution

Department / Bureau	FY 2009				
	Business Gateway	Grants.gov	E-Gov Travel	Financial Management LoB	Human Resources Management LoB
General Administration	\$ -	\$ 32,360	\$ 85,072	\$ 9,035	\$ 11,003
United States Parole Commission	\$ -		\$ 1,022	\$ 38	\$ 226
Legal Activities and U.S. Marshals	\$ 926		\$ 375,303	\$ 11,151	\$ 48,954
National Security Division	\$ -		\$ 5,621	\$ 245	\$ 733
Radiation Exposure Compensation	\$ -		\$ -	\$ -	\$ -
Interagency Law Enforcement	\$ -		\$ 1,186	\$ 78	\$ 155
Federal Bureau of Investigation	\$ 11,840		\$ 581,011	\$ 21,673	\$ 75,784
Drug Enforcement Administration	\$ 24,405		\$ 173,282	\$ 6,200	\$ 22,602
Bureau of Alcohol, Tobacco, Firearms, and Explosives	\$ 38,498		\$ 90,053	\$ 3,285	\$ 11,746
Federal Prison System	\$ -		\$ 674,860	\$ 16,864	\$ 88,025
Office of Justice Programs	\$ 2,372	\$ 420,682	\$ 11,551	\$ 5,144	\$ 1,507
Violent Crime Reduction Trust Fund	\$ -	\$ 64,720	\$ 1,040	\$ 1,286	\$ 136
TOTAL DEPARTMENT OF JUSTICE	\$ 78,041	\$ 517,763	\$ 2,000,000	\$ 75,000	\$ 260,870
E-GOV FUNDING REQUEST	\$ 78,041	\$ 517,763	\$ 1,815,994	\$ 75,000	\$ 260,870

Department / Bureau	FY 2009					FY 2009 Total
	Grants Management LoB	Geospatial LoB	Budget Formulation and Execution LoB	IAE - Loans and Grants	Disaster Assistance Improvement Plan	
General Administration	\$ 3,707	\$ 5,042	\$ 7,746	\$ 10,845	\$ 6,084	
United States Parole Commission		\$ 43	\$ 45	\$ 46	\$ 51	
Legal Activities and U.S. Marshals		\$ 10,425	\$ 15,975	\$ 13,329	\$ 12,581	
National Security Division		\$ 188	\$ 289	\$ 294	\$ 227	
Radiation Exposure Compensation			\$ -	\$ -	\$ -	
Interagency Law Enforcement		\$ 51	\$ 77	\$ 93	\$ 61	
Federal Bureau of Investigation		\$ 17,964	\$ 27,526	\$ 26,017	\$ 21,676	
Drug Enforcement Administration		\$ 5,248	\$ 8,042	\$ 7,443	\$ 6,333	
Bureau of Alcohol, Tobacco, Firearms, and Explosives		\$ 2,754	\$ 4,219	\$ 3,943	\$ 3,322	
Federal Prison System		\$ 17,431	\$ 26,709	\$ 20,245	\$ 21,033	
Office of Justice Programs	\$ 48,194	\$ 2,305	\$ 3,533	\$ 6,175	\$ 2,782	
Violent Crime Reduction Trust Fund	\$ 7,415	\$ 548	\$ 839	\$ 1,544	\$ 661	
TOTAL DEPARTMENT OF JUSTICE	\$ 59,316	\$ 62,000	\$ 95,000	\$ 89,973	\$ 74,811	\$ 3,312,774
E-GOV FUNDING REQUEST	\$ 59,316	\$ 62,000	\$ 95,000	\$ 89,973	\$ 74,811	\$ 3,128,768

Note: The difference (\$184,006) in the FY 2009 totals is attributed to the E-Travel initiative - \$2,000,000 of funds to be collected from the DOJ customer components versus the \$1,815,994 considered for planning purposes earlier in the budget cycle. Funds will be for contractor support for the e-travel initiative. The updated cost includes FY 2009 security and interface development and implementation costs as contracted with the service provider (Carlson Wagonlit Government Travel) under their GSA schedule. Operations and Maintenance are not included.

ATTACHMENT D
DEPARTMENT OF LABOR
FY 2009 E-Government Distribution

Department / Bureau	FY 2009				
	Business Gateway	Grants.gov	Financial Management LoB	Human Resources Management LoB	Grants Management LoB
Employment and Training Administration	\$ 5,576	\$ 365,534			\$ 110,565
Employee Benefits Security Administration	\$ 52,968				
Pension Benefit Guaranty Corporation					
Employment Standards Administration	\$ 52,968				
Occupational Safety and Health Administration	\$ 52,968	\$ 91,767			\$ 451
Mine Safety and Health Administration	\$ 52,968	\$ 19,642			\$ 395
Bureau of Labor Statistics					\$ 564
Departmental Management	\$ 5,576	\$ 40,819	\$ 75,000	\$ 65,217	\$ 858
TOTAL DEPARTMENT OF LABOR	\$ 223,024	\$ 517,763	\$ 75,000	\$ 65,217	\$ 112,833
E-GOV FUNDING REQUEST	\$ 223,024	\$ 517,763	\$ 75,000	\$ 65,217	\$ 112,833

Department / Bureau	FY 2009				
	Geospatial LoB	Budget Formulation and Execution LoB	IAE - Loans and Grants	Disaster Assistance Improvement Plan	
Employment and Training Administration			\$ 84,947		
Employee Benefits Security Administration					
Pension Benefit Guaranty Corporation					
Employment Standards Administration					
Occupational Safety and Health Administration			\$ 1,664		
Mine Safety and Health Administration			\$ 121		
Bureau of Labor Statistics	\$ 15,000		\$ 939		
Departmental Management		\$ 95,000	\$ 2,302	\$ 448,869	
TOTAL DEPARTMENT OF LABOR	\$ 15,000	\$ 95,000	\$ 89,973	\$ 448,869	\$ 1,642,679
E-GOV FUNDING REQUEST	\$ 15,000	\$ 95,000	\$ 89,973	\$ 448,869	\$ 1,642,679

ATTACHMENT D
DEPARTMENT OF STATE
FY 2009 E-Government Distribution

FY 2009					
Department / Bureau	Business Gateway	Grants.gov	E-Gov Travel	Financial Management LoB	Human Resources Management LoB
Administration of Foreign Affairs	\$ 61,937	\$ 129,299	\$ 47,912	\$ 75,000	\$ 65,217
International Organizations and Conferences					
International Commissions					
Other					
TOTAL DEPARTMENT OF STATE	\$ 61,937	\$ 129,299	\$ 47,912	\$ 75,000	\$ 65,217
E-GOV FUNDING REQUEST	\$ 61,937	\$ 129,299	\$ 47,912	\$ 75,000	\$ 65,217

FY 2009						
Department / Bureau	Grants Management LoB	Geospatial LoB	Budget Formulation and Execution LoB	IAE - Loans and Grants	Disaster Assistance Improvement Plan	
Administration of Foreign Affairs	\$ 28,460	\$ 35,000	\$ 95,000	\$ 22,469	61111	
International Organizations and Conferences						
International Commissions						
Other						
TOTAL DEPARTMENT OF STATE	\$ 28,460	\$ 35,000	\$ 95,000	\$ 22,469	\$ 61,111	\$ 556,188
E-GOV FUNDING REQUEST	\$ 28,460	\$ 35,000	\$ 95,000	\$ 22,469	\$ 61,111	\$ 621,405

ATTACHMENT D
DEPARTMENT OF TRANSPORTATION
FY 2009 E-Government Distribution

Department / Bureau	FY 2009				
	Business Gateway	Grants.gov	Financial Management LoB	Human Resources Management LoB	Grants Management LoB
Office of the Secretary	\$ 8,045	\$ 1,985	\$ 5,986	\$ 1,521	\$ 210
Federal Aviation Administration	\$ 29,703	\$ 232,539	\$ 77,399	\$ 108,926	\$ 24,570
Federal Highway Administration	\$ 4,332	\$ 637,413	\$ 29,186	\$ 6,855	\$ 67,349
Federal Motor Carrier Safety Administration	\$ 8,045	\$ 8,591	\$ 5,914	\$ 2,430	\$ 908
National Highway Traffic Safety Administration	\$ 6,498	\$ 13,514	\$ 2,643	\$ 1,509	\$ 1,428
Federal Railroad Administration	\$ 15,162	\$ 3,033	\$ 2,929	\$ 1,943	\$ 320
Federal Transit Administration	\$ -	\$ 160,950	\$ 6,543	\$ 1,245	\$ 17,006
Saint Lawrence Seaway Development Corporation	\$ -	\$ 508	\$ -	\$ 343	\$ 54
Pipeline and Hazardous Materials Safety Administration	\$ 1,857	\$ 2,668	\$ 1,714	\$ 871	\$ 282
Research and Innovative Technology Administration	\$ 3,404	\$ 190	\$ 6,243	\$ 1,681	\$ 20
Office of Inspector General	\$ -	\$ 1,112	\$ 1,086	\$ 957	\$ 117
Surface Transportation Board	\$ -	\$ 413	\$ 443	\$ 338	\$ 44
Maritime Administration	\$ 9,901	\$ 4,971	\$ 2,771	\$ 1,816	\$ 525
TOTAL DEPARTMENT OF TRANSPORTATION	\$ 86,947	\$ 1,067,887	\$ 142,857	\$ 130,435	\$ 112,833
E-GOV FUNDING REQUEST	\$ 86,947	\$ 1,067,887	\$ 142,857	\$ 130,435	\$ 112,833

Department / Bureau	FY 2009				FY 2009 Total
	Geospatial LoB	Budget Formulation and Execution LoB	IAE - Loans and Grants	Disaster Assistance Improvement Plan	
Office of the Secretary	\$ -	\$ 158	\$ 17,049	\$ 3,327	
Federal Aviation Administration	\$ 52,524	\$ 18,510	\$ 71,392	\$ 34,956	
Federal Highway Administration	\$ 3,752	\$ 50,736	\$ 65,710	\$ 9,368	
Federal Motor Carrier Safety Administration	\$ 257	\$ 684	\$ 8,396	\$ 1,206	
National Highway Traffic Safety Administration	\$ 1,351	\$ 1,076	\$ 23,731	\$ 2,194	
Federal Railroad Administration	\$ 1,008	\$ 241	\$ 9,652	\$ 3,117	
Federal Transit Administration	\$ -	\$ 12,811	\$ 6,568	\$ 1,451	
Saint Lawrence Seaway Development Corporation	\$ -	\$ 40	\$ 828	\$ -	
Pipeline and Hazardous Materials Safety Administration	\$ 2,229	\$ 212	\$ 5,083	\$ 91	
Research and Innovative Technology Administration	\$ 879	\$ 15	\$ 24,816	\$ 4,400	
Office of Inspector General	\$ -	\$ 88	\$ -	\$ 552	
Surface Transportation Board	\$ -	\$ 33	\$ -	\$ -	
Maritime Administration	\$ -	\$ 396	\$ 52,345	\$ 449	
TOTAL DEPARTMENT OF TRANSPORTATION	\$ 62,000	\$ 85,000	\$ 285,570	\$ 61,111	\$ 2,034,640
E-GOV FUNDING REQUEST	\$ 62,000	\$ 85,000	\$ 285,570	\$ 61,111	\$ 2,034,640

ATTACHMENT D
DEPARTMENT OF THE TREASURY
FY 2009 E-Government Distribution

FY 2009					
Department / Bureau	IRS Free File	Business Gateway	Grants.gov	Financial Management LoB	Human Resources Management LoB
Departmental Offices		\$ 354,132			\$ 3,166
Financial Crimes Enforcement Network					\$ 675
Financial Management Service					\$ 4,262
Federal Financing Bank					\$ 35
Alcohol and Tobacco Tax and Trade Bureau					\$ 1,111
Bureau of Engraving and Printing					\$ 4,517
United States Mint					\$ 3,979
Bureau of the Public Debt				\$ 75,000	\$ 4,237
Internal Revenue Service	\$ 1,800,000		\$ 24,616		\$ 230,609
Community Development Financial Insti Funds			\$ 49,980		\$ 104
Comptroller of the Currency					\$ 6,178
Office of Thrift Supervision					\$ 1,997
Interest on the Public Dept					
TOTAL DEPARTMENT OF THE TREASURY	\$ 1,800,000	\$ 354,132	\$ 74,596	\$ 75,000	\$ 260,870
E-GOV FUNDING REQUEST	\$ 1,800,000	\$ 354,132	\$ 74,596	\$ 75,000	\$ 260,870

FY 2009						
Department / Bureau	Grants Management LoB	Geospatial LoB	Budget Formulation and Execution LoB	IAE - Loans and Grants	Disaster Assistance Improvement Plan	
Departmental Offices	\$ 28,460	\$ 15,000	\$ 95,000	\$ 4,169		
Financial Crimes Enforcement Network				\$ 1,481		
Financial Management Service				\$ 3,960		
Federal Financing Bank						
Alcohol and Tobacco Tax and Trade Bureau				\$ 1,100		
Bureau of Engraving and Printing				\$ 6,318		
United States Mint				\$ 10,590		
Bureau of the Public Debt				\$ 24,792		
Internal Revenue Service				\$ 55,779	\$ 294,225	
Community Development Financial Insti Funds				\$ 247		
Comptroller of the Currency				\$ 2,427		
Office of Thrift Supervision				\$ 2,100		
Interest on the Public Dept						
TOTAL DEPARTMENT OF THE TREASURY	\$ 28,460	\$ 15,000	\$ 95,000	\$ 112,963	\$ 294,225	FY 2008 Total \$ 2,849,376
E-GOV FUNDING REQUEST	\$ 28,460	\$ 15,000	\$ 95,000	\$ 112,963	\$ 294,225	\$ 2,849,376

ATTACHMENT D
DEPARTMENT OF VETERANS AFFAIRS
FY 2009 E-Government Distribution

FY 2009						
Department / Bureau	Business Gateway	Grants.gov	E-Payroll	Financial Management LoB	Human Resources Management LoB	Grants Management LoB
Veterans Health Administration						
Benefits Programs						
Departmental Administration						
Office of Information & Technology	\$ 71,655	\$ 129,299	\$ 340,000	\$ 142,857	\$ 260,870	\$ 28,460
TOTAL DEPARTMENT OF VETERANS AFFAIRS	\$ 71,655	\$ 129,299	\$ 340,000	\$ 142,857	\$ 260,870	\$ 28,460
E-GOV FUNDING REQUEST	\$ 71,655	\$ 129,299	\$ 340,000	\$ 142,857	\$ 260,870	\$ 28,460

FY 2009						
Department / Bureau	Federal Health Architecture LoB	Geospatial LoB	Budget Formulation and Execution LoB	IAE - Loans and Grants	Disaster Assistance Improvement Plan	
Veterans Health Administration						
Benefits Programs						
Departmental Administration						
Office of Information & Technology	\$ 1,935,621	\$ 15,000	\$ 95,000	\$ 122,469	\$ 279,162	FY 2009 Total
TOTAL DEPARTMENT OF VETERANS AFFAIRS	\$ 1,935,621	\$ 15,000	\$ 95,000	\$ 122,469	\$ 279,162	\$ 3,420,393
E-GOV FUNDING REQUEST	\$ 1,935,621	\$ 15,000	\$ 95,000	\$ 122,469	\$ 279,162	\$ 3,420,393

ATTACHMENT D
GENERAL SERVICES ADMINISTRATION
FY 2009 E-Government Distribution

FY 2009					
Department / Bureau or Account	USA Services	E-Gov Travel	Federal Asset Sales	Business Gateway	Integrated Acquisition Environment
Real Property Activities			\$ 552,000		
Supply and Technology Activities		\$ 4,750,000	\$ 828,000		
General Activities	\$ 8,226,460			\$ 72,875	\$ 1,426,331
TOTAL GENERAL SERVICES ADMINISTRATION	\$ 8,226,460	\$ 4,750,000	\$ 1,380,000	\$ 72,875	\$ 1,426,331
E-GOV FUNDING REQUEST	\$ 8,313,827	\$ 850,000	\$ 1,379,756	\$ 72,875	\$1,426,331

FY 2009							
Department / Bureau	E-Authentication	Financial Management LoB	Human Resources Management LoB	Geospatial LoB	Budget Formulation and Execution LoB	IT Infrastructure LoB	
Real Property Activities				\$ 35,000			
Supply and Technology Activities						\$ 4,000,000	
General Activities	\$ 4,233,000	\$ 44,444	\$ 65,217		\$ 95,000		FY 2009 Total
TOTAL GENERAL SERVICES ADMINISTRATION	\$ 4,233,000	\$ 44,444	\$ 65,217	\$ 35,000	\$ 95,000	\$ 4,000,000	\$ 24,328,327
E-GOV FUNDING REQUEST	\$1,500,000	\$ 44,444	\$ 65,217	\$ 35,000	\$ 95,000	\$ 4,000,000	\$ 17,782,450

ATTACHMENT D
OTHER AGENCIES
FY 2009 E-Government Distribution

Agencies without Bureau Breakouts
--

Corporation for National Community Service
Environmental Protection Agency
Institute of Musuem and Library Services
National Aeronautics and Space Administration
National Archives and Records Administration
National Science Foundation
Nuclear Regulatory Commission
National Endowment for the Arts
National Endowment for the Humanities
Office of Management and Budget
Office of Personnel Management
Securities and Exchange Commission
Small Business Administration
Smithsonian Institution
Social Security Administration
U.S. Agency for International Development
U.S. Army Corps of Engineers

Attachment E
FY 2008 Agency Funding for E-Gov and LoB Initiatives by Agency

Agency	Initiative	FY 2008 Agency Contributions*
Corporation for National Community Service	Grants.gov	\$133,900
	Grants Management LoB	\$28,460
	CNCS Total	\$162,360
Department of Agriculture	Recreation One-Stop	\$50,000
	Disaster Assist Improvement Plan	\$696,866
	E-Rulemaking	\$735,000
	Business Gateway	\$435,000
	Grants.gov	\$1,105,885
	E-Gov Travel	\$670,112
	Integrated Acquisition Environment	\$397,023
	IAE-Loans and Grants	\$785,570
	Financial Management LoB	\$75,000
	Human Resources Management LoB	\$260,870
	Grants Management LoB	\$112,833
	Geospatial LoB	\$105,060
	Budget Formulation and Execution LoB	\$85,000
IT Infrastructure LoB	\$160,000	
USDA Total	\$5,674,219	
Department of Commerce	Disaster Assist Improvement Plan	\$74,811
	E-Rulemaking	\$735,000
	International Trade Process Streamlining	\$750,000
	Business Gateway	\$88,000
	Grants.gov	\$536,187
	E-Gov Travel	\$389,438
	Integrated Acquisition Environment	\$201,023
	IAE-Loans and Grants	\$189,973
	Financial Management LoB	\$44,444
	Human Resources Management LoB	\$130,435
	Grants Management LoB	\$59,316
	Geospatial LoB	\$166,860
	Budget Formulation and Execution LoB	\$75,000
IT Infrastructure LoB	\$20,000	
DoC Total	\$3,460,487	

Attachment E
FY 2008 Agency Funding for E-Gov and LoB Initiatives by Agency

Agency	Initiative	FY 2008 Agency Contributions*
Department of Defense	Disaster Assist Improvement Plan	\$476,373
	E-Rulemaking	\$535,000
	Business Gateway	\$120,000
	Grants.gov	\$536,187
	Integrated Acquisition Environment	\$24,859,539
	IAE-Loans and Grants	\$189,973
	Financial Management LoB	\$142,857
	Human Resources Management LoB	\$260,870
	Grants Management LoB	\$59,316
	Federal Health Architecture LoB	\$1,861,174
	Geospatial LoB	\$43,260
	Budget Formulation and Execution LoB	\$85,000
	IT Infrastructure LoB	\$480,000
	DoD Total	\$29,649,549
Department of Education	Disaster Assist Improvement Plan	\$476,373
	E-Rulemaking	\$135,000
	Business Gateway	\$88,000
	Grants.gov	\$1,105,885
	Integrated Acquisition Environment	\$63,951
	IAE-Loans and Grants	\$185,570
	Financial Management LoB	\$142,857
	Human Resources Management LoB	\$65,217
	Grants Management LoB	\$197,933
	Geospatial LoB	\$15,450
	Budget Formulation and Execution LoB	\$85,000
	IT Infrastructure LoB	\$20,000
		Education Total

Attachment E
FY 2008 Agency Funding for E-Gov and LoB Initiatives by Agency

Agency	Initiative	FY 2008 Agency Contributions*
Department of Energy	Disaster Assist Improvement Plan	\$476,373
	E-Rulemaking	\$241,000
	Business Gateway	\$44,000
	Grants.gov	\$536,187
	Integrated Acquisition Environment	\$2,304,296
	IAE-Loans and Grants	\$189,973
	Financial Management LoB	\$75,000
	Human Resources Management LoB	\$65,217
	Grants Management LoB	\$59,316
	Geospatial LoB	\$43,260
	Budget Formulation and Execution LoB	\$85,000
	IT Infrastructure LoB	\$160,000
	DoE Total	\$4,279,622
Department of Health and Human Services	Disaster Assist Improvement Plan	\$696,866
	E-Rulemaking	\$735,000
	Business Gateway	\$435,000
	Grants.gov	\$1,957,000
	E-Vital	\$90,000
	E-Gov Travel	\$364,238
	Integrated Acquisition Environment	\$1,372,601
	IAE-Loans and Grants	\$328,388
	Financial Management LoB	\$142,857
	Human Resources Management LoB	\$130,435
	Grants Management LoB	\$197,933
	Federal Health Architecture LoB	\$3,521,565
	Geospatial LoB	\$63,860
	Budget Formulation and Execution LoB	\$85,000
	IT Infrastructure LoB	\$80,000
HHS Total	\$10,200,743	

Attachment E
FY 2008 Agency Funding for E-Gov and LoB Initiatives by Agency

Agency	Initiative	FY 2008 Agency Contributions*
Department of Homeland Security	Disaster Assist Improvement Plan	\$204,160
	E-Rulemaking	\$735,000
	Business Gateway	\$435,000
	Disaster Management	\$12,270,000
	SAFECOM	\$18,181,262
	Grants.gov	\$536,187
	E-Gov Travel	\$661,101
	Integrated Acquisition Environment	\$1,732,570
	IAE-Loans and Grants	\$189,973
	Financial Management LoB	\$142,857
	Human Resources Management LoB	\$260,870
	Grants Management LoB	\$59,316
	Geospatial LoB	\$63,860
	Budget Formulation and Execution LoB	\$85,000
	IT Infrastructure LoB	\$160,000
Information Systems Security LoB	\$2,000,000	
	DHS Total	\$37,717,156
Department of Housing and Urban Development	Disaster Assist Improvement Plan	\$476,373
	E-Rulemaking	\$241,000
	Business Gateway	\$120,000
	Grants.gov	\$1,105,885
	Integrated Acquisition Environment	\$53,402
	IAE-Loans and Grants	\$285,570
	Financial Management LoB	\$142,857
	Human Resources Management LoB	\$65,217
	Grants Management LoB	\$112,833
	Geospatial LoB	\$36,050
	IT Infrastructure LoB	\$20,000
		HUD Total

Attachment E
FY 2008 Agency Funding for E-Gov and LoB Initiatives by Agency

Agency	Initiative	FY 2008 Agency Contributions*	
Department of Justice	Disaster Assist Improvement Plan	\$74,811	
	E-Rulemaking	\$241,000	
	Business Gateway	\$120,000	
	Grants.gov	\$536,187	
	E-Gov Travel	\$700,721	
	Integrated Acquisition Environment	\$433,370	
	IAE-Loans and Grants	\$89,973	
	Financial Management LoB	\$75,000	
	Human Resources Management LoB	\$260,870	
	Grants Management LoB	\$59,316	
	Case Management LoB	\$200,000	
	Geospatial LoB	\$63,860	
	Budget Formulation and Execution LoB	\$85,000	
	IT Infrastructure LoB	\$160,000	
	DoJ Total	\$3,100,108	
Department of Labor	Disaster Assist Improvement Plan	\$1,169,209	
	E-Rulemaking	\$535,000	
	Business Gateway	\$435,000	
	Grants.gov	\$536,187	
	Integrated Acquisition Environment	\$164,934	
	IAE-Loans and Grants	\$89,973	
	Financial Management LoB	\$75,000	
	Human Resources Management LoB	\$65,217	
	Grants Management LoB	\$112,833	
	Geospatial LoB	\$15,450	
	Budget Formulation and Execution LoB	\$85,000	
	IT Infrastructure LoB	\$20,000	
		DoL Total	\$3,303,803

Attachment E
FY 2008 Agency Funding for E-Gov and LoB Initiatives by Agency

Agency	Initiative	FY 2008 Agency Contributions*
Department of State	Disaster Assist Improvement Plan	\$204,160
	E-Rulemaking	\$135,000
	Business Gateway	\$88,000
	Grants.gov	\$133,900
	E-Gov Travel	\$400,000
	Integrated Acquisition Environment	\$578,486
	IAE-Loans and Grants	\$22,469
	Financial Management LoB	\$75,000
	Human Resources Management LoB	\$65,217
	Grants Management LoB	\$28,460
	Geospatial LoB	\$36,050
	Budget Formulation and Execution LoB	\$85,000
	IT Infrastructure LoB	\$80,000
	State Total	\$1,931,742
Department of the Interior	Recreation One-Stop	\$200,000
	Disaster Assist Improvement Plan	\$204,160
	E-Rulemaking	\$535,000
	Business Gateway	\$88,000
	Geospatial One-Stop	\$1,935,000
	Grants.gov	\$536,187
	EHRI	\$30,000
	E-Gov Travel	\$392,816
	Integrated Acquisition Environment	\$479,567
	IAE-Loans and Grants	\$189,973
	Financial Management LoB	\$75,000
	Human Resources Management LoB	\$130,435
	Grants Management LoB	\$59,316
	Geospatial LoB	\$383,160
	Budget Formulation and Execution LoB	\$85,000
IT Infrastructure LoB	\$80,000	
Dol Total	\$5,403,614	

Attachment E
FY 2008 Agency Funding for E-Gov and LoB Initiatives by Agency

Agency	Initiative	FY 2008 Agency Contributions*
Department of the Treasury	IRS Free File	\$70,000
	Disaster Assist Improvement Plan	\$476,373
	E-Rulemaking	\$535,000
	Business Gateway	\$435,000
	Grants.gov	\$77,250
	Integrated Acquisition Environment	\$355,918
	IAE-Loans and Grants	\$112,963
	Financial Management LoB	\$75,000
	Human Resources Management LoB	\$260,870
	Grants Management LoB	\$28,460
	Geospatial LoB	\$15,450
	Budget Formulation and Execution LoB	\$85,000
	IT Infrastructure LoB	\$160,000
	Treasury Total	\$2,687,284
Department of Transportation	Disaster Assist Improvement Plan	\$74,811
	E-Rulemaking	\$735,000
	Business Gateway	\$435,000
	Grants.gov	\$1,105,885
	Integrated Acquisition Environment	\$142,290
	IAE-Loans and Grants	\$285,570
	Financial Management LoB	\$142,857
	Human Resources Management LoB	\$130,435
	Grants Management LoB	\$112,833
	Geospatial LoB	\$63,860
	Budget Formulation and Execution LoB	\$85,000
	IT Infrastructure LoB	\$20,000
	DoT Total	\$3,333,541

Attachment E
FY 2008 Agency Funding for E-Gov and LoB Initiatives by Agency

Agency	Initiative	FY 2008 Agency Contributions*
Department of Veterans Affairs	Disaster Assist Improvement Plan	\$476,373
	E-Rulemaking	\$135,000
	Business Gateway	\$120,000
	Grants.gov	\$133,900
	E-Gov Travel	\$399,296
	Integrated Acquisition Environment	\$1,560,866
	IAE-Loans and Grants	\$122,469
	Financial Management LoB	\$142,857
	Human Resources Management LoB	\$260,870
	Grants Management LoB	\$28,460
	Federal Health Architecture LoB	\$1,861,174
	Geospatial LoB	\$15,450
	Budget Formulation and Execution LoB	\$85,000
	IT Infrastructure LoB	\$80,000
	VA Total	\$5,421,715
Environmental Protection Agency	E-Rulemaking	\$535,000
	Business Gateway	\$120,000
	Grants.gov	\$536,187
	Integrated Acquisition Environment	\$127,278
	IAE-Loans and Grants	\$89,973
	Financial Management LoB	\$44,444
	Human Resources Management LoB	\$65,217
	Grants Management LoB	\$59,316
	Geospatial LoB	\$43,260
	IT Infrastructure LoB	\$20,000
	EPA Total	\$1,640,675

Attachment E
FY 2008 Agency Funding for E-Gov and LoB Initiatives by Agency

Agency	Initiative	FY 2008 Agency Contributions*
General Services Administration	USA Services	\$8,165,437
	E-Rulemaking	\$241,000
	Federal Asset Sales	\$2,071,000
	Business Gateway	\$438,400
	Integrated Acquisition Environment	\$3,548,929
	Financial Management LoB	\$44,444
	Human Resources Management LoB	\$65,217
	Geospatial LoB	\$36,050
	Budget Formulation and Execution LoB	\$85,000
	IT Infrastructure LoB	\$4,020,000
	GSA Total	\$18,715,477
Institute of Museum and Library Services	Grants.gov	\$133,900
	Grants Management LoB	\$28,460
		IMLS Total
National Aeronautics and Space Administration	E-Rulemaking	\$241,000
	Business Gateway	\$44,000
	Grants.gov	\$536,187
	Integrated Acquisition Environment	\$1,266,334
	IAE-Loans and Grants	\$89,973
	Financial Management LoB	\$75,000
	Human Resources Management LoB	\$65,217
	Grants Management LoB	\$59,316
	Geospatial LoB	\$15,450
	Budget Formulation and Execution LoB	\$85,000
	IT Infrastructure LoB	\$80,000
	NASA Total	\$2,557,477

Attachment E
FY 2008 Agency Funding for E-Gov and LoB Initiatives by Agency

Agency	Initiative	FY 2008 Agency Contributions*
National Archives and Records Administration	IAE-Loans and Grants	\$12,963
	Grants Management LoB	\$28,460
	Geospatial LoB	\$15,450
	NARA Total	\$56,873
National Endowment for the Arts	Grants.gov	\$133,900
	Grants Management LoB	\$28,460
	NEA Total	\$162,360
National Endowment for the Humanities	Grants.gov	\$133,900
	Grants Management LoB	\$28,460
	NEH Total	\$162,360
National Science Foundation	E-Rulemaking	\$135,000
	Business Gateway	\$22,000
	Grants.gov	\$536,187
	Integrated Acquisition Environment	\$12,961
	IAE-Loans and Grants	\$89,973
	Financial Management LoB	\$44,444
	Human Resources Management LoB	\$65,217
	Grants Management LoB	\$174,360
	Geospatial LoB	\$15,450
	Budget Formulation and Execution LoB	\$85,000
	IT Infrastructure LoB	\$20,000
NSF Total	\$1,200,592	
Nuclear Regulatory Commission	Integrated Acquisition Environment	\$5,483
	Financial Management LoB	\$44,444
	NRC Total	\$49,927
Office of Management and Budget	Budget Formulation and Execution LoB	\$85,000
	OMB Total	\$85,000

Attachment E
FY 2008 Agency Funding for E-Gov and LoB Initiatives by Agency

Agency	Initiative	FY 2008 Agency Contributions*
Office of Personnel Management	Disaster Assist Improvement Plan	\$476,373
	E-Rulemaking	\$135,000
	Business Gateway	\$44,000
	E-Training	\$170,000
	EHRI	\$5,991,000
	E-Payroll	\$341,000
	Integrated Acquisition Environment	\$12,155
	Financial Management LoB	\$44,444
	Human Resources Management LoB	\$1,416,217
	Budget Formulation and Execution LoB	\$85,000
	IT Infrastructure LoB	\$20,000
	OPM Total	\$8,735,189
Other Commissions and Boards	IT Infrastructure LoB	\$20,000
		Other Total
Securities and Exchange Commission	Budget Formulation and Execution LoB	\$45,000
		SEC Total
Small Business Administration	Disaster Assist Improvement Plan	\$204,160
	E-Rulemaking	\$135,000
	Business Gateway	\$525,600
	Grants.gov	\$133,900
	Integrated Acquisition Environment	\$605,859
	IAE-Loans and Grants	\$2,222,469
	Financial Management LoB	\$44,444
	Grants Management LoB	\$28,460
	Geospatial LoB	\$15,450
	Budget Formulation and Execution LoB	\$45,000
	IT Infrastructure LoB	\$20,000
	SBA Total	\$3,980,342

Attachment E

FY 2008 Agency Funding for E-Gov and LoB Initiatives by Agency

Agency	Initiative	FY 2008 Agency Contributions*
Social Security Administration	Disaster Assist Improvement Plan	\$476,373
	E-Rulemaking	\$135,000
	Business Gateway	\$120,000
	Grants.gov	\$77,250
	Integrated Acquisition Environment	\$44,270
	IAE-Loans and Grants	\$12,963
	Financial Management LoB	\$44,444
	Human Resources Management LoB	\$130,435
	Grants Management LoB	\$28,460
	Geospatial LoB	\$15,450
	IT Infrastructure LoB	\$80,000
	SSA Total	\$1,164,645
U.S. Agency for International Development	Grants.gov	\$536,187
	Integrated Acquisition Environment	\$83,568
	IAE-Loans and Grants	\$189,973
	Financial Management LoB	\$44,444
	Human Resources Management LoB	\$65,217
	Grants Management LoB	\$59,316
	Geospatial LoB	\$43,260
	Budget Formulation and Execution LoB	\$85,000
	IT Infrastructure LoB	\$20,000
	USAID Total	\$1,126,965
U.S. Army Corps of Engineers	Recreation One-Stop	\$50,000
	Geospatial LoB	\$74,160
	Budget Formulation and Execution LoB	\$85,000
	USACE Total	\$209,160
	Grand Total	\$161,640,768

Notes:

* - Agency contributions reflect requested funding per FY 2008 passback and/or in-kind services provided by partner agencies to initiative managing partner agencies in support of developing, implementing, and/or migrating to E-Gov common solutions. Contributions per passback may differ from actual amounts contributed each year. Contribution amounts are determined annually through collaborative, inter-agency E-Gov initiative governance structures and subject to approval by OMB.

"Fee-for-service" reimbursements represent transfers of funds by partner agencies to initiative service providers in exchange for services rendered by initiative service providers. The amounts are typically based on a transaction/usage-based fee structure (e.g., for payroll processing, payroll service providers base their service fees on the number of employees at a customer agency). Initiative service providers use fees collected from partner agencies to cover ongoing operational costs, perform routine maintenance, and support their customer base.

Once an initiative has completed all implementation and migration activities, an initiative will no longer be funded through agency funding contributions but rather

ATTACHMENT F
DEPARTMENT OF AGRICULTURE
FY 2008 E-Government Distribution

FY 2008						
Department / Bureau	Recreation One-Stop	E-Rulemaking	Business Gateway	Grants.gov	E-Travel	Integrated Acquisition Environment
Office of the Secretary	\$ -	\$ -	\$ -	\$ -	\$ -	\$ 114
Executive Operations (OCFO)	\$ -	\$ -	\$ -	\$ 57,509	\$ 670,112	\$ 15,338
Office of Civil Rights	\$ -	\$ -	\$ -	\$ -	\$ -	\$ 1,937
Departmental Administration	\$ -	\$ -	\$ 1,707	\$ -	\$ -	\$ 1,311
Office of Communications	\$ -	\$ -	\$ -	\$ -	\$ -	\$ 196
Office of the Inspector General	\$ -	\$ -	\$ -	\$ -	\$ -	\$ 1,139
Office of the General Counsel	\$ -	\$ -	\$ -	\$ -	\$ -	\$ 1,225
Office of Budget and Program Analysis	\$ -	\$ -	\$ -	\$ -	\$ -	\$ 115
Office of the Chief Information Officer	\$ -	\$ -	\$ -	\$ -	\$ -	\$ 2,776
National Appeals Division	\$ -	\$ -	\$ -	\$ -	\$ -	\$ 201
Office of the Chief Economist	\$ -	\$ -	\$ -	\$ -	\$ -	\$ 797
Economic Research Service	\$ -	\$ -	\$ -	\$ 5,398	\$ -	\$ 1,498
National Agricultural Statistics Service	\$ -	\$ -	\$ -	\$ -	\$ -	\$ 3,978
Agricultural Research Service	\$ -	\$ -	\$ -	\$ 58,356	\$ -	\$ 17,038
Cooperative State Research, Education, and Extension Service	\$ -	\$ 6,403	\$ -	\$ 11,235	\$ -	\$ 3,027
Animal and Plant Health Inspection Service	\$ -	\$ 76,489	\$ 47,036	\$ 132,013	\$ -	\$ 36,058
Food Safety and Inspection Service	\$ -	\$ 38,404	\$ 23,229	\$ 60,973	\$ -	\$ 17,864
Grain Inspection, Packers and Stockyards Administration	\$ -	\$ 7,124	\$ 4,383	\$ -	\$ -	\$ 3,360
Agricultural Marketing Service	\$ -	\$ 48,637	\$ 30,040	\$ 85,743	\$ -	\$ 23,009
Risk Management Agency	\$ -	\$ 6,335	\$ -	\$ 10,992	\$ -	\$ 2,989
Farm Service Agency	\$ -	\$ 146,920	\$ 90,344	\$ -	\$ -	\$ 69,257
Natural Resources Conservation Service	\$ -	\$ 71,758	\$ 43,867	\$ 120,284	\$ -	\$ 33,667
Rural Development	\$ -	\$ 47,881	\$ 29,340	\$ 81,209	\$ -	\$ 26,197
Foreign Agricultural Service	\$ -	\$ 22,993	\$ 14,227	\$ 40,883	\$ -	\$ 10,893
Food and Nutrition Service	\$ -	\$ 15,477	\$ -	\$ 26,783	\$ -	\$ 7,299
Forest Service	\$ 50,000	\$ 246,579	\$ 150,827	\$ 414,507	\$ -	\$ 115,740
TOTAL DEPARTMENT OF AGRICULTURE	\$ 50,000	\$ 735,000	\$ 435,000	\$ 1,105,885	\$ 670,112	\$ 397,023
TOTAL E-GOV FUNDING REQUEST	\$ 50,000	\$ 735,000	\$ 435,000	\$ 1,105,885	\$ 670,112	\$ 397,023

FY 2008								
Department / Bureau	Financial Management LoB	Human Resources Management LoB	Grants Management LoB	Geospatial LoB	Budget Formulation and Execution LoB	IT Infrastructure LoB	IAE - Loans and Grants [1]	Disaster Assistance Improvement Plan [2]
Office of the Secretary	\$ 21	\$ 75	\$ -	\$ -	\$ 24	\$ 31	\$ 225	\$ -
Executive Operations (OCFO)	\$ 2,897	\$ 10,078	\$ 5,868	\$ -	\$ 3,284	\$ 2,209	\$ 30,348	\$ -
Office of Civil Rights	\$ 366	\$ 1,273	\$ -	\$ -	\$ 415	\$ 229	\$ 3,832	\$ -
Departmental Administration	\$ 248	\$ 862	\$ -	\$ 418	\$ 281	\$ 777	\$ 2,595	\$ -
Office of Communications	\$ 37	\$ 129	\$ -	\$ -	\$ 42	\$ 161	\$ 387	\$ -
Office of the Inspector General	\$ 215	\$ 749	\$ -	\$ -	\$ 244	\$ 915	\$ 2,254	\$ -
Office of the General Counsel	\$ 231	\$ 805	\$ -	\$ -	\$ 262	\$ 499	\$ 2,423	\$ -
Office of Budget and Program Analysis	\$ 22	\$ 76	\$ -	\$ -	\$ 25	\$ 92	\$ 228	\$ -
Office of the Chief Information Officer	\$ 522	\$ 1,821	\$ -	\$ 1,733	\$ 594	\$ 1,647	\$ 5,493	\$ -
National Appeals Division	\$ 38	\$ 132	\$ -	\$ -	\$ 43	\$ 161	\$ 398	\$ -
Office of the Chief Economist	\$ 151	\$ 524	\$ -	\$ 264	\$ 171	\$ 101	\$ 1,578	\$ -
Economic Research Service	\$ 283	\$ 984	\$ 551	\$ 484	\$ 321	\$ 637	\$ 2,964	\$ -
National Agricultural Statistics Service	\$ 751	\$ 2,614	\$ -	\$ 1,285	\$ 852	\$ 1,695	\$ 7,870	\$ -
Agricultural Research Service	\$ 3,219	\$ 11,195	\$ 5,954	\$ -	\$ 3,648	\$ 13,111	\$ 33,712	\$ -
Cooperative State Research, Education, and Extension Service	\$ 572	\$ 1,989	\$ 1,146	\$ 994	\$ 648	\$ 655	\$ 5,989	\$ 7,029
Animal and Plant Health Inspection Service	\$ 6,812	\$ 23,692	\$ 13,469	\$ 11,752	\$ 7,720	\$ 11,334	\$ 71,346	\$ 83,164
Food Safety and Inspection Service	\$ 3,375	\$ 11,738	\$ 6,221	\$ 5,606	\$ 3,825	\$ 14,159	\$ 35,347	\$ 39,810
Grain Inspection, Packers and Stockyards Administration	\$ 635	\$ 2,208	\$ -	\$ -	\$ 719	\$ 1,005	\$ 6,648	\$ -
Agricultural Marketing Service	\$ 4,347	\$ 15,118	\$ 8,748	\$ -	\$ 4,926	\$ 4,334	\$ 45,527	\$ -
Risk Management Agency	\$ 565	\$ 1,964	\$ 1,121	\$ 977	\$ 640	\$ 845	\$ 5,914	\$ 6,909
Farm Service Agency	\$ 13,083	\$ 45,507	\$ -	\$ 22,571	\$ 14,828	\$ 21,844	\$ 137,036	\$ 159,724
Natural Resources Conservation Service	\$ 6,360	\$ 22,121	\$ 12,272	\$ 10,827	\$ 7,208	\$ 16,319	\$ 66,614	\$ 76,714
Rural Development	\$ 4,949	\$ 17,213	\$ 8,286	\$ 7,277	\$ 5,606	\$ 9,376	\$ 51,835	\$ 17,179
Foreign Agricultural Service	\$ 2,058	\$ 7,158	\$ 4,171	\$ 3,599	\$ 2,332	\$ 1,494	\$ 21,554	\$ 25,439
Food and Nutrition Service	\$ 1,379	\$ 4,796	\$ 2,733	\$ -	\$ 1,563	\$ 2,180	\$ 14,443	\$ 16,854
Forest Service	\$ 21,864	\$ 76,049	\$ 42,293	\$ 37,273	\$ 24,779	\$ 54,190	\$ 229,010	\$ 264,044
TOTAL DEPARTMENT OF AGRICULTURE	\$ 75,000	\$ 260,870	\$ 112,833	\$ 105,060	\$ 85,000	\$ 160,000	\$ 785,570	\$ 696,866
TOTAL E-GOV FUNDING REQUEST	\$ 75,000	\$ 260,870	\$ 112,833	\$ 105,060	\$ 85,000	\$ 160,000	\$ 785,570	\$ 696,866
								FY 2008 Total
								\$5,674,219
								\$5,674,219

Notes:

[1] - Financial estimates for government-wide effort to acquire unique identifier for Grants and Loans Award recipients

[2] - Financial estimates for government-wide effort required under Executive Order: Improving Assistance for Disaster Victims and the Disaster Relief and Emergency Assistance Act, as amended (42 U.S.C. 5121 et seq. - the "Stafford Act")

ATTACHMENT F
DEPARTMENT OF COMMERCE
FY 2008 E-Government Distribution

FY 2008						
Department / Bureau	E-Rulemaking	International Trade Process Streamlining	Business Gateway	Grants.gov	E-Gov Travel	Integrated Acquisition Environment
Departmental Management	\$ 16,490	\$ -	\$ 349	\$ 727	\$ 7,636	\$ 1,433
Inspector General	\$ -	\$ -	\$ -	\$ -	\$ -	\$ 517
Economic Development Administration	\$ 9,423	\$ -	\$ 1,397	\$ 142,862	\$ 3,818	\$ 10,242
Bureau of the Census	\$ 35,337	\$ -	\$ 32,127	\$ -	\$ 68,724	\$ 19,344
Economics and Statistics Administration	\$ 11,779	\$ -	\$ 3,259	\$ -	\$ -	\$ 2,207
International Trade Administration	\$ 16,490	\$ 750,000	\$ 4,540	\$ 7,634	\$ 64,906	\$ 9,704
Bureau of Industry and Security	\$ 96,587	\$ -	\$ 4,190	\$ -	\$ 7,636	\$ 1,945
Minority Business Development Agency	\$ 18,846	\$ -	\$ -	\$ 14,541	\$ -	\$ 595
National Oceanic and Atmospheric Administration	\$ 447,596	\$ -	\$ 19,323	\$ 273,546	\$ 175,629	\$ 100,533
U.S. Patent and Trademark Office	\$ 37,692	\$ -	\$ 21,185	\$ -	\$ 22,908	\$ 35,216
Technology Administration	\$ -	\$ -	\$ -	\$ -	\$ -	\$ -
National Technical Information Service	\$ -	\$ -	\$ -	\$ -	\$ -	\$ 359
National Institute of Standards & Technology	\$ 30,625	\$ -	\$ 1,164	\$ 96,877	\$ 38,180	\$ 16,782
National Telecommunications & Information Admin.	\$ 14,135	\$ -	\$ 466	\$ -	\$ -	\$ 2,146
TOTAL DEPARTMENT OF COMMERCE	\$ 735,000	\$ 750,000	\$ 88,000	\$ 536,187	\$ 389,438	\$ 201,023
E-GOV FUNDING REQUEST	\$ 735,000	\$ 750,000	\$ 88,000	\$ 536,187	\$ 389,438	\$ 201,023

FY 2008								
Department / Bureau	Financial Management LoB	Human Resources Management LoB	Grants Management LoB	Geospatial LoB	Budget Formulation and Execution LoB	IT Infrastructure LoB	IAE - Loans and Grants [1]	Disaster Assistance Improvement Plan [2]
Departmental Management	\$ 317	\$ 3,415	\$ 80	\$ -	\$ 535	\$ 143	\$ 258	\$ 533
Inspector General	\$ 114	\$ 481	\$ -	\$ -	\$ 193	\$ 51	\$ -	\$ 193
Economic Development Administration	\$ 2,264	\$ 849	\$ 15,804	\$ -	\$ 3,821	\$ 1,019	\$ 50,617	\$ 3,812
Bureau of the Census	\$ 4,277	\$ 32,296	\$ -	\$ 83,430	\$ 7,217	\$ 1,925	\$ -	\$ 7,199
Economics and Statistics Administration	\$ 488	\$ 1,896	\$ -	\$ -	\$ 823	\$ 220	\$ -	\$ 821
International Trade Administration	\$ 2,145	\$ 8,939	\$ 844	\$ -	\$ 3,620	\$ 965	\$ 2,705	\$ 3,611
Bureau of Industry and Security	\$ 430	\$ 1,436	\$ -	\$ -	\$ 726	\$ 194	\$ -	\$ 724
Minority Business Development Agency	\$ 132	\$ 395	\$ 1,609	\$ -	\$ 222	\$ 59	\$ 5,152	\$ 222
National Oceanic and Atmospheric Administration	\$ 22,227	\$ 43,897	\$ 30,261	\$ 83,430	\$ 37,508	\$ 10,002	\$ 96,918	\$ 37,413
U.S. Patent and Trademark Office	\$ 7,786	\$ 24,728	\$ -	\$ -	\$ 13,139	\$ 3,504	\$ -	\$ 13,105
Technology Administration	\$ -	\$ -	\$ -	\$ -	\$ -	\$ -	\$ -	\$ -
National Technical Information Service	\$ 79	\$ 687	\$ -	\$ -	\$ 134	\$ 36	\$ -	\$ 134
National Institute of Standards & Technology	\$ 3,710	\$ 10,402	\$ 10,717	\$ -	\$ 6,261	\$ 1,670	\$ 34,324	\$ 6,245
National Telecommunications & Information Admin.	\$ 474	\$ 1,013	\$ -	\$ -	\$ 801	\$ 213	\$ -	\$ 799
TOTAL DEPARTMENT OF COMMERCE	\$ 44,444	\$ 130,435	\$ 59,316	\$ 166,860	\$ 75,000	\$ 20,000	\$ 189,973	\$ 74,811
E-GOV FUNDING REQUEST	\$ 44,444	\$ 130,435	\$ 59,316	\$ 166,860	\$ 75,000	\$ 20,000	\$ 189,973	\$ 74,811
								FY 2008 Total
								\$ 3,460,487
								\$ 3,460,487

Notes:

[1] - Financial estimates for government-wide effort to acquire unique identifier for Grants and Loans Award recipients

[2] - Financial estimates for government-wide effort required under Executive Order: Improving Assistance for Disaster Victims and the Disaster Relief and Emergency Assistance Act, as amended (42 U.S.C. 5121 et seq. - the "Stafford Act")

ATTACHMENT F
DEPARTMENT OF DEFENSE
FY 2008 E-Government Distribution

FY 2008					
Department / Bureau	E-Rulemaking	Business Gateway	Grants.gov	Integrated Acquisition Environment	Financial Management LoB
Navy, Marine Corps	\$ -	\$ -	\$ -	\$ -	\$ -
Army	\$ -	\$ -	\$ -	\$ -	\$ -
Air Force	\$ -	\$ -	\$ -	\$ -	\$ -
Defense-wide	\$ 535,000	\$ 120,000	\$ 536,187	\$ 24,859,539	\$ 142,857
TOTAL DEPARTMENT OF DEFENSE	\$ 535,000	\$ 120,000	\$ 536,187	\$ 24,859,539	\$ 142,857
E-GOV FUNDING REQUEST	\$ 535,000	\$ 120,000	\$ 536,187	\$ 24,859,539	\$ 142,857

FY 2008									
Department / Bureau	Human Resources Management LoB	Grants Management LoB	Federal Health Architecture LoB	Geospatial LoB	Budget Formulation and Execution LoB	IT Infrastructure LoB	IAE - Loans and Grants [1]	Disaster Assistance Improvement Plan [2]	
Navy, Marine Corps	\$ -	\$ -	\$ -	\$ -	\$ -	\$ -	\$ -	\$ -	
Army	\$ -	\$ -	\$ -	\$ -	\$ -	\$ -	\$ -	\$ -	
Air Force	\$ -	\$ -	\$ -	\$ -	\$ -	\$ -	\$ -	\$ -	
Defense-wide	\$ 260,870	\$ 59,316	\$ 1,861,174	\$ 43,260	\$ 85,000	\$ 480,000	\$ 189,973	\$ 476,373	FY 2008 Total
TOTAL DEPARTMENT OF DEFENSE	\$ 260,870	\$ 59,316	\$ 1,861,174	\$ 43,260	\$ 85,000	\$ 480,000	\$ 189,973	\$ 476,373	\$ 29,649,549
E-GOV FUNDING REQUEST	\$ 260,870	\$ 59,316	\$ 1,861,174	\$ 43,260	\$ 85,000	\$ 480,000	\$ 189,973	\$ 476,373	\$ 29,649,549

Notes:

[1] - Financial estimates for government-wide effort to acquire unique identifier for Grants and Loans Award recipients

[2] - Financial estimates for government-wide effort required under Executive Order: Improving Assistance for Disaster Victims and the Disaster Relief and Emergency Assistance Act, as amended (42 U.S.C. 5121 et seq. - the "Stafford Act")

ATTACHMENT F
DEPARTMENT OF EDUCATION
FY 2008 E-Government Distribution

Department / Bureau	FY 2008				
	E-Rulemaking	Business Gateway	Grants.gov	Integrated Acquisition Environment	Financial Management LoB
Office of Elementary and Secondary Education	\$ -	\$ -	\$ -	\$ -	\$ -
Office of Innovation and Improvement	\$ -	\$ -	\$ -	\$ -	\$ -
Office of Safe and Drug-Free Schools	\$ -	\$ -	\$ -	\$ -	\$ -
Office of English Language Acquisition	\$ -	\$ -	\$ -	\$ -	\$ -
Office of Special Education and Rehabilitative Services	\$ -	\$ -	\$ -	\$ -	\$ -
Office of Vocational and Adult Education	\$ -	\$ -	\$ -	\$ -	\$ -
Office of Postsecondary Education	\$ -	\$ -	\$ -	\$ -	\$ -
Office of Federal Student Aid	\$ -	\$ -	\$ -	\$ -	\$ -
Institute of Education Sciences	\$ -	\$ -	\$ -	\$ -	\$ -
Departmental Management	\$ 135,000	\$ 88,000	\$ 1,105,885	\$ 63,951	\$ 142,857
Hurricane Education Recovery	\$ -	\$ -	\$ -	\$ -	\$ -
TOTAL DEPARTMENT OF EDUCATION	\$ 135,000	\$ 88,000	\$ 1,105,885	\$ 63,951	\$ 142,857
E-GOV FUNDING REQUEST	\$ 135,000	\$ 88,000	\$ 1,105,885	\$ 63,951	\$ 142,857

Department / Bureau	FY 2008							FY 2008 Total
	Human Resources Management LoB	Grants Management LoB	Geospatial LoB	Budget Formulation and Execution LoB	IT Infrastructure LoB	IAE - Loans and Grants [1]	Disaster Assistance Improvement Plan [2]	
Office of Elementary and Secondary Education	\$ -	\$ -	\$ -	\$ -	\$ -	\$ -	\$ -	\$ -
Office of Innovation and Improvement	\$ -	\$ -	\$ -	\$ -	\$ -	\$ -	\$ -	\$ -
Office of Safe and Drug-Free Schools	\$ -	\$ -	\$ -	\$ -	\$ -	\$ -	\$ -	\$ -
Office of English Language Acquisition	\$ -	\$ -	\$ -	\$ -	\$ -	\$ -	\$ -	\$ -
Office of Special Education and Rehabilitative Services	\$ -	\$ -	\$ -	\$ -	\$ -	\$ -	\$ -	\$ -
Office of Vocational and Adult Education	\$ -	\$ -	\$ -	\$ -	\$ -	\$ -	\$ -	\$ -
Office of Postsecondary Education	\$ -	\$ -	\$ -	\$ -	\$ -	\$ -	\$ -	\$ -
Office of Federal Student Aid	\$ -	\$ -	\$ -	\$ -	\$ -	\$ 185,570	\$ 476,373	\$ -
Institute of Education Sciences	\$ -	\$ -	\$ -	\$ -	\$ -	\$ -	\$ -	\$ -
Departmental Management	\$ 65,217	\$ 197,933	\$ 15,450	\$ 85,000	\$ 20,000	\$ -	\$ -	\$ -
Hurricane Education Recovery	\$ -	\$ -	\$ -	\$ -	\$ -	\$ -	\$ -	\$ -
TOTAL DEPARTMENT OF EDUCATION	\$ 65,217	\$ 197,933	\$ 15,450	\$ 85,000	\$ 20,000	\$ 185,570	\$ 476,373	\$ 2,581,236
E-GOV FUNDING REQUEST	\$ 65,217	\$ 197,933	\$ 15,450	\$ 85,000	\$ 20,000	\$ 185,570	\$ 476,373	\$ 2,581,236

Notes:

[1] - Financial estimates for government-wide effort to acquire unique identifier for Grants and Loans Award recipients

[2] - Financial estimates for government-wide effort required under Executive Order: Improving Assistance for Disaster Victims and the Disaster Relief and Emergency Assistance Act, as amended (42 U.S.C. 5121 et seq. - the "Stafford Act")

ATTACHMENT F
DEPARTMENT OF ENERGY
FY 2008 E-Government Distribution

Department / Bureau	FY 2008				
	E-Rulemaking	Business Gateway	Grants.gov	Integrated Acquisition Environment	Financial Management LoB
National Nuclear Security Administration	\$ -	\$ -	\$ 21,178	\$ 1,008,579	\$ -
Environmental and Other Defense Activities	\$ -	\$ -	\$ 23,343	\$ 718,695	\$ -
Energy Programs	\$ -	\$ -	\$ 225,417	\$ 190,246	\$ -
Science	\$ -	\$ -	\$ 141,690	\$ 340,446	\$ -
Power Marketing Administration	\$ -	\$ -	\$ 36	\$ 16,764	\$ -
Corporate Management	\$ 241,000	\$ 44,000	\$ 124,523	\$ 29,566	\$ 75,000
TOTAL DEPARTMENT OF ENERGY	\$ 241,000	\$ 44,000	\$ 536,187	\$ 2,304,296	\$ 75,000
E-GOV FUNDING REQUEST	\$ 241,000	\$ 44,000	\$ 536,187	\$ 2,304,296	\$ 75,000

Department / Bureau	FY 2008							FY 2008 Total
	Human Resources Management LoB	Grants Management LoB	Geospatial LoB	Budget Formulation and Execution LoB	IT Infrastructure LoB	IAE - Loans and Grants [1]	Disaster Assistance Improvement Plan [2]	
National Nuclear Security Administration	\$ -	\$ -	\$ -	\$ -	\$ -	\$ 83,150	\$ -	
Environmental and Other Defense Activities	\$ -	\$ -	\$ -	\$ -	\$ -	\$ 59,251	\$ -	
Energy Programs	\$ -	\$ -	\$ -	\$ -	\$ -	\$ 15,685	\$ -	
Science	\$ -	\$ -	\$ -	\$ -	\$ -	\$ 28,067	\$ -	
Power Marketing Administration	\$ -	\$ -	\$ -	\$ -	\$ -	\$ 1,382	\$ -	
Corporate Management	\$ 65,217	\$ 59,316	\$ 43,260	\$ 85,000	\$ 160,000	\$ 2,438	\$ 476,373	
TOTAL DEPARTMENT OF ENERGY	\$ 65,217	\$ 59,316	\$ 43,260	\$ 85,000	\$ 160,000	\$ 189,973	\$ 476,373	\$ 4,279,622
E-GOV FUNDING REQUEST	\$ 65,217	\$ 59,316	\$ 43,260	\$ 85,000	\$ 160,000	\$ 189,973	\$ 476,373	\$ 4,279,622

Notes:

[1] - Financial estimates for government-wide effort to acquire unique identifier for Grants and Loans Award recipients

[2] - Financial estimates for government-wide effort required under Executive Order: Improving Assistance for Disaster Victims and the Disaster Relief and Emergency Assistance Act, as amended (42 U.S.C. 5121 et seq. - the "Stafford Act")

ATTACHMENT F
DEPARTMENT OF HEALTH AND HUMAN SERVICES
FY 2008 E-Government Distribution

FY 2008							
Department / Bureau	E-Rulemaking	Business Gateway	E-Vital [1]	Grants.gov	E-Gov Travel	Integrated Acquisition Environment	Financial Management LoB
Food and Drug Administration	\$ 544,995	\$ 81,958	\$ -	\$ 11,464	\$ 50,244	\$ 258,612	\$ 26,916
Health Resources and Services Administration	\$ -	\$ 12,785	\$ -	\$ 142,476	\$ 6,581	\$ 40,341	\$ 4,199
Indian Health Services	\$ -	\$ 14,507	\$ -	\$ 16,377	\$ 50,244	\$ 45,776	\$ 4,764
Centers for Disease Control and Prevention	\$ -	\$ 71,923	\$ -	\$ 258,750	\$ 66,993	\$ 226,946	\$ 23,620
National Institutes of Health	\$ -	\$ 144,250	\$ -	\$ 1,257,721	\$ 125,610	\$ 455,168	\$ 47,373
Substance Abuse and Mental Health Services Administration	\$ -	\$ 3,928	\$ -	\$ 36,028	\$ 2,619	\$ 12,395	\$ 1,290
Agency for Healthcare Research and Quality	\$ -	\$ -	\$ -	\$ 13,101	\$ 1,269	\$ 16,814	\$ 1,750
Centers for Medicare and Medicaid Services	\$ 190,005	\$ 82,676	\$ 90,000	\$ 18,014	\$ 16,768	\$ 260,877	\$ 27,151
Administration for Children and Families	\$ -	\$ -	\$ -	\$ 112,998	\$ 9,987	\$ 20,095	\$ 2,091
Administration on Aging	\$ -	\$ -	\$ -	\$ 18,014	\$ 1,005	\$ 3,335	\$ 347
Departmental Management	\$ -	\$ 5,759	\$ -	\$ 72,057	\$ 15,492	\$ 18,160	\$ 1,890
Program Support Center	\$ -	\$ -	\$ -	\$ -	\$ -	\$ -	\$ -
Office of the Inspector General	\$ -	\$ 17,213	\$ -	\$ -	\$ 17,425	\$ 14,083	\$ 1,466
TOTAL DEPARTMENT OF HEALTH AND HUMAN SERVICES	\$ 735,000	\$ 435,000	\$ 90,000	\$ 1,957,000	\$ 364,238	\$ 1,372,601	\$ 142,857
E-GOV FUNDING REQUEST	\$ 735,000	\$ 435,000	\$ 90,000	\$ 1,957,000	\$ 364,238	\$ 1,372,601	\$ 142,857

FY 2008								
Department / Bureau	Human Resources Management LoB	Grants Management LoB	Federal Health Architecture LoB	Geospatial LoB	Budget Formulation and Execution LoB	IT Infrastructure LoB	IAE - Loans and Grants [2]	Disaster Assistance Improvement Plan [3]
Food and Drug Administration	\$ 20,477	\$ 1,159	\$ 694,454	\$ -	\$ 16,015	\$ 15,073	\$ 3,523	\$ -
Health Resources and Services Administration	\$ 3,776	\$ 14,410	\$ -	\$ 1,877	\$ 2,498	\$ 2,351	\$ 81,431	\$ 26,919
Indian Health Services	\$ 32,015	\$ 1,656	\$ 134,244	\$ -	\$ 2,835	\$ 2,668	\$ 19,359	\$ 23,869
Centers for Disease Control and Prevention	\$ 17,771	\$ 26,170	\$ 729,912	\$ 61,138	\$ 14,054	\$ 13,227	\$ 25,720	\$ 53,840
National Institutes of Health	\$ 35,249	\$ 127,207	\$ 787,786	\$ -	\$ 28,187	\$ 26,529	\$ 71,956	\$ 53,840
Substance Abuse and Mental Health Services Administration	\$ 1,094	\$ 3,644	\$ -	\$ -	\$ 768	\$ 722	\$ 32,113	\$ 53,840
Agency for Healthcare Research and Quality	\$ 610	\$ 1,325	\$ 75,205	\$ -	\$ 1,041	\$ 980	\$ 4,962	\$ -
Centers for Medicare and Medicaid Services	\$ 9,848	\$ 1,822	\$ 1,053,339	\$ -	\$ 16,155	\$ 15,205	\$ 7,486	\$ 349,959
Administration for Children and Families	\$ 2,631	\$ 11,429	\$ -	\$ -	\$ 1,244	\$ 1,171	\$ 64,690	\$ 53,840
Administration on Aging	\$ 257	\$ 1,822	\$ -	\$ -	\$ 207	\$ 194	\$ 6,747	\$ 26,919
Departmental Management	\$ 3,686	\$ 7,288	\$ 46,626	\$ 846	\$ 1,125	\$ 1,058	\$ 10,403	\$ 53,840
Program Support Center	\$ -	\$ -	\$ -	\$ -	\$ -	\$ -	\$ -	\$ -
Office of the Inspector General	\$ 3,022	\$ -	\$ -	\$ -	\$ 872	\$ 821	\$ -	\$ -
TOTAL DEPARTMENT OF HEALTH AND HUMAN SERVICES	\$ 130,435	\$ 197,933	\$ 3,521,565	\$ 63,860	\$ 85,000	\$ 80,000	\$ 328,388	\$ 696,866
E-GOV FUNDING REQUEST	\$ 130,435	\$ 197,933	\$ 3,521,565	\$ 63,860	\$ 85,000	\$ 80,000	\$ 328,388	\$ 696,866
								FY 2008 Total
								\$ 10,200,743
								\$ 10,200,743

Notes:

[1] - Agency has indicated additional funding is not required in FY 2008 to support the initiative

[2] - Financial estimates for government-wide effort to acquire unique identifier for Grants and Loans Award recipients

[3] - Financial estimates for government-wide effort required under Executive Order: Improving Assistance for Disaster Victims and the Disaster Relief and Emergency Assistance Act, as amended (42 U.S.C. 5121 et seq. - the "Stafford Act")

ATTACHMENT F
DEPARTMENT OF HOMELAND SECURITY
FY 2008 E-Government Distribution

FY 2008							
Department / Bureau	E-Rulemaking	Business Gateway	Disaster Management	SAFECOM	Grants.gov	E-Gov Travel	Integrated Acquisition Environment
NPPD - U.S. Visit	\$ 11,245	\$ 6,655	\$ -	\$ -	\$ -	\$ 445	\$ -
Science & Technology Directorate	\$ 19,451	\$ 11,512	\$ 195,382	\$ 18,181,262	\$ 1,948	\$ 1,661	\$ -
Operations Coordination and Intel & Analysis	\$ 7,660	\$ 4,533	\$ 625,223	\$ -	\$ 3,064	\$ 2,258	\$ -
National Protection and Program Directorate	\$ 14,229	\$ 8,421	\$ 3,126,115	\$ -	\$ -	\$ 2,816	\$ -
U.S. Secret Service	\$ 34,053	\$ 20,154	\$ 273,535	\$ -	\$ 378	\$ 29,211	\$ 29,608
Federal Law Enforcement Training Center	\$ 6,403	\$ 3,790	\$ -	\$ -	\$ -	\$ 4,573	\$ 49,534
U.S. Citizenship & Immigration Services	\$ 730	\$ 432	\$ 507,994	\$ -	\$ -	\$ 46,711	\$ 53,746
Transportation Security Administration	\$ 90,192	\$ 53,379	\$ 1,055,064	\$ -	\$ 18,731	\$ 218,744	\$ 109,103
U.S. Immigration & Customs Enforcement	\$ 101,452	\$ 60,043	\$ 1,015,987	\$ -	\$ 922	\$ 76,135	\$ 178,646
U.S. Customs & Border Protection	\$ 213,964	\$ 126,631	\$ 1,015,987	\$ -	\$ -	\$ 211,671	\$ 193,134
Undersecretary for Management / Office of the Secretary and Executive Management	\$ 23,401	\$ 13,851	\$ 39,076	\$ -	\$ 142	\$ 6,283	\$ 241,975
Federal Emergency Management Agency	\$ 16,250	\$ 9,617	\$ 2,618,121	\$ -	\$ 505,012	\$ 28,997	\$ 385,101
U.S. Coast Guard	\$ 177,010	\$ 104,760	\$ 1,797,516	\$ -	\$ 5,990	\$ 28,452	\$ 491,723
Office of Health Affairs	\$ 2,871	\$ 1,699	\$ -	\$ -	\$ -	\$ 214	\$ -
Office of the Inspector General	\$ 2,412	\$ 1,428	\$ -	\$ -	\$ -	\$ 2,402	\$ -
Domestic Nuclear Detection Office	\$ 13,677	\$ 8,095	\$ -	\$ -	\$ -	\$ 528	\$ -
TOTAL DEPARTMENT OF HOMELAND SECURITY	\$ 735,000	\$ 435,000	\$ 12,270,000	\$ 18,181,262	\$ 536,187	\$ 661,101	\$ 1,732,570
E-GOV FUNDING REQUEST	\$ 735,000	\$ 435,000	\$ 12,270,000	\$ 18,181,262	\$ 536,187	\$ 661,101	\$ 1,732,570

FY 2008									
Department / Bureau	Financial Management LoB	Human Resources Management LoB	Grants Management LoB [1]	Geospatial LoB	Budget Formulation and Execution LoB	IT Infrastructure LoB	Information Systems Security LoB	IAE - Loans and Grants [2]	Disaster Assistance Improvement Plan [3]
U.S. Customs & Border Protection	\$ 41,585	\$ 84,848	\$ -	\$ 18,559	\$ 24,703	\$ 46,500	\$ -	\$ 19,643	\$ 65,368
Federal Law Enforcement Training Center	\$ 1,245	\$ 1,833	\$ -	\$ 555	\$ 739	\$ 1,392	\$ -	\$ 4,920	\$ 1,412
Office of Health Affairs	\$ 558	\$ 86	\$ -	\$ 249	\$ 331	\$ 624	\$ -	\$ -	\$ 66
Office of the Inspector General	\$ 469	\$ 963	\$ -	\$ 209	\$ 279	\$ 524	\$ -	\$ -	\$ 742
Domestic Nuclear Detection Office	\$ 2,658	\$ 211	\$ -	\$ 1,186	\$ 1,579	\$ 2,972	\$ -	\$ -	\$ 163
U.S. Citizenship & Immigration Services	\$ 142	\$ 18,724	\$ -	\$ 63	\$ 84	\$ 159	\$ -	\$ 4,654	\$ 14,425
NPPD - U.S. Visit	\$ 2,186	\$ 178	\$ -	\$ 975	\$ 1,298	\$ 2,444	\$ 2,000,000	\$ -	\$ 137
Undersecretary for Management / Office of the Secretary and Executive Management	\$ 4,548	\$ 2,519	\$ 20	\$ 2,138	\$ 2,843	\$ 5,350	\$ -	\$ 25,342	\$ 1,940
U.S. Secret Service	\$ 6,619	\$ 11,709	\$ 52	\$ 2,954	\$ 3,932	\$ 7,401	\$ -	\$ 2,907	\$ 9,021
U.S. Immigration & Customs Enforcement	\$ 19,719	\$ 30,518	\$ 127	\$ 8,800	\$ 11,713	\$ 22,048	\$ -	\$ 18,161	\$ 23,512
Science & Technology Directorate	\$ 3,780	\$ 666	\$ 268	\$ 1,687	\$ 2,246	\$ 4,227	\$ -	\$ -	\$ 513
Operations Coordination and Intel & Analysis	\$ 1,489	\$ 905	\$ 422	\$ 664	\$ 884	\$ 1,665	\$ -	\$ -	\$ 697
U.S. Coast Guard	\$ 34,405	\$ 11,405	\$ 822	\$ 15,354	\$ 20,437	\$ 38,469	\$ -	\$ 63,185	\$ 8,787
Transportation Security Administration	\$ 17,530	\$ 87,683	\$ 2,570	\$ 7,823	\$ 10,413	\$ 19,601	\$ -	\$ 11,626	\$ 67,552
Federal Emergency Management Agency	\$ 3,158	\$ 11,623	\$ 69,319	\$ 1,410	\$ 1,876	\$ 3,532	\$ -	\$ 39,535	\$ 8,955
National Protection and Program Directorate	\$ 2,766	\$ 1,129	\$ -	\$ 1,234	\$ 1,643	\$ 3,092	\$ -	\$ -	\$ 870
TOTAL DEPARTMENT OF HOMELAND SECURITY	\$ 142,857	\$ 265,000	\$ 73,600	\$ 63,860	\$ 85,000	\$ 160,000	\$ 2,000,000	\$ 189,973	\$ 204,160
E-GOV FUNDING REQUEST	\$ 142,857	\$ 260,870	\$ 59,316	\$ 63,860	\$ 85,000	\$ 160,000	\$ 2,000,000	\$ 189,973	\$ 204,160
									\$ 37,735,570
									\$ 37,717,156

Notes:

[1] - Additional funds are provided at the discretion of the agency

[2] - Financial estimates for government-wide effort to acquire unique identifier for Grants and Loans Award recipients

[3] - Financial estimates for government-wide effort required under Executive Order: Improving Assistance for Disaster Victims and the Disaster Relief and Emergency Assistance Act, as amended (42 U.S.C. 5121 et seq. - the "Stafford Act")

ATTACHMENT F
DEPARTMENT OF HOUSING AND URBAN DEVELOPMENT
FY 2008 E-Government Distribution

Department / Bureau	FY 2008				
	E-Rulemaking	Business Gateway	Grants.gov	Integrated Acquisition Environment	Financial Management LoB
Public and Indian Housing Programs	\$ -	\$ -	\$ -	\$ -	\$ -
Community Planning and Development	\$ -	\$ -	\$ -	\$ -	\$ -
Housing Programs	\$ -	\$ -	\$ -	\$ -	\$ -
Government National Mortgage Association	\$ -	\$ -	\$ -	\$ -	\$ -
Policy Development and Research	\$ -	\$ -	\$ -	\$ -	\$ -
Fair Housing and Equal Opportunity	\$ -	\$ -	\$ -	\$ -	\$ -
Office of Lead Hazard Control and Healthy Homes	\$ -	\$ -	\$ -	\$ -	\$ -
Management and Administration	\$ 241,000	\$ 120,000	\$ 1,105,885	\$ 53,402	\$ 142,857
TOTAL DEPARTMENT OF HOUSING AND URBAN DEVELOPMENT	\$ 241,000	\$ 120,000	\$ 1,105,885	\$ 53,402	\$ 142,857
E-GOV FUNDING REQUEST	\$ 241,000	\$ 120,000	\$ 1,105,885	\$ 53,402	\$ 142,857

Department / Bureau	FY 2008							FY 2008 Total
	Human Resources Management LoB	Grants Management LoB	Geospatial LoB	Budget Formulation and Execution LoB	IT Infrastructure LoB	IAE - Loans and Grants [1]	Disaster Assistance Improvement Plan [2]	
Public and Indian Housing Programs	\$ -	\$ -	\$ -	\$ -	\$ -	\$ -	\$ -	\$ -
Community Planning and Development	\$ -	\$ -	\$ -	\$ -	\$ -	\$ -	\$ -	\$ -
Housing Programs	\$ -	\$ -	\$ -	\$ -	\$ -	\$ -	\$ -	\$ -
Government National Mortgage Association	\$ -	\$ -	\$ -	\$ -	\$ -	\$ -	\$ -	\$ -
Policy Development and Research	\$ -	\$ -	\$ -	\$ -	\$ -	\$ -	\$ -	\$ -
Fair Housing and Equal Opportunity	\$ -	\$ -	\$ -	\$ -	\$ -	\$ -	\$ -	\$ -
Office of Lead Hazard Control and Healthy Homes	\$ -	\$ -	\$ -	\$ -	\$ -	\$ -	\$ -	\$ -
Management and Administration	\$ 65,217	\$ 112,833	\$ 36,050	\$ 85,000	\$ 20,000	\$ 285,570	\$ 476,373	\$ 2,744,187
TOTAL DEPARTMENT OF HOUSING AND URBAN DEVELOPMENT	\$ 65,217	\$ 112,833	\$ 36,050	\$ 85,000	\$ 20,000	\$ 285,570	\$ 476,373	\$ 2,744,187
E-GOV FUNDING REQUEST	\$ 65,217	\$ 112,833	\$ 36,050	\$ 85,000	\$ 20,000	\$ 285,570	\$ 476,373	\$ 2,744,187

Notes:

[1] - Financial estimates for government-wide effort to acquire unique identifier for Grants and Loans Award recipients

[2] - Financial estimates for government-wide effort required under Executive Order: Improving Assistance for Disaster Victims and the Disaster Relief and Emergency Assistance Act, as amended (42 U.S.C. 5121 et seq. - the "Stafford Act")

ATTACHMENT F
DEPARTMENT OF THE INTERIOR
FY 2008 E-Government Distribution

FY 2008								
Department / Bureau or Account	Recreation One-Stop	E-Rulemaking	Business Gateway	Geospatial One-Stop	Grants.gov	EHRI [1]	E-Gov Travel [2]	Integrated Acquisition Environment
Bureau of Land Management	\$ -	\$ -	\$ -	\$ -	\$ -	\$ -	\$ -	\$ -
Minerals Management Service	\$ -	\$ -	\$ -	\$ -	\$ -	\$ -	\$ -	\$ -
Office of Surface Mining Reclamation and Enforcement	\$ -	\$ -	\$ -	\$ -	\$ -	\$ -	\$ -	\$ -
Bureau of Reclamation	\$ -	\$ -	\$ -	\$ -	\$ -	\$ -	\$ -	\$ -
Central Utah Project	\$ -	\$ -	\$ -	\$ -	\$ -	\$ -	\$ -	\$ -
United States Geological Survey	\$ -	\$ -	\$ -	\$ 1,635,000	\$ -	\$ -	\$ -	\$ -
Bureau of Mines	\$ -	\$ -	\$ -	\$ -	\$ -	\$ -	\$ -	\$ -
United States Fish and Wildlife Service	\$ -	\$ -	\$ -	\$ -	\$ -	\$ -	\$ -	\$ -
National Park Service	\$ -	\$ -	\$ -	\$ -	\$ -	\$ -	\$ -	\$ -
Bureau of Indian Affairs and Bureau of Indian Education	\$ -	\$ -	\$ -	\$ -	\$ -	\$ -	\$ -	\$ -
Departmental Offices	\$ -	\$ -	\$ -	\$ -	\$ -	\$ -	\$ -	\$ -
Insular Affairs	\$ -	\$ -	\$ -	\$ -	\$ -	\$ -	\$ -	\$ -
Office of the Solicitor	\$ -	\$ -	\$ -	\$ -	\$ -	\$ -	\$ -	\$ -
Office of Inspector General	\$ -	\$ -	\$ -	\$ -	\$ -	\$ -	\$ -	\$ -
Office of Special Trustee for American Indians	\$ -	\$ -	\$ -	\$ -	\$ -	\$ -	\$ -	\$ -
National Indian Gaming Commission	\$ -	\$ -	\$ -	\$ -	\$ -	\$ -	\$ -	\$ -
Department-Wide Programs (Working Capital Fund 14 X 4523)	\$ 200,000	\$ 535,000	\$ 88,000	\$ 300,000	\$ 536,187	\$ 30,000	\$ 1,164,000	\$ 479,567
TOTAL DEPARTMENT OF THE INTERIOR	\$ 200,000	\$ 535,000	\$ 88,000	\$ 1,935,000	\$ 536,187	\$ 30,000	\$ 1,164,000	\$ 479,567
E-GOV FUNDING REQUEST	\$ 200,000	\$ 535,000	\$ 88,000	\$ 1,935,000	\$ 536,187	\$ 30,000	\$ 392,816	\$ 479,567

FY 2008								
Department / Bureau	Financial Management LoB	Human Resources Management LoB	Grants Management LoB	Geospatial LoB	Budget Formulation and Execution LoB	IT Infrastructure LoB	IAE - Loans and Grants [3]	Disaster Assistance Improvement Plan [4]
Bureau of Land Management	\$ -	\$ -	\$ -	\$ -	\$ -	\$ -	\$ -	\$ -
Minerals Management Service	\$ -	\$ -	\$ -	\$ -	\$ -	\$ -	\$ -	\$ -
Office of Surface Mining Reclamation and Enforcement	\$ -	\$ -	\$ -	\$ -	\$ -	\$ -	\$ -	\$ -
Bureau of Reclamation	\$ -	\$ -	\$ -	\$ -	\$ -	\$ -	\$ -	\$ -
Central Utah Project	\$ -	\$ -	\$ -	\$ -	\$ -	\$ -	\$ -	\$ -
United States Geological Survey	\$ -	\$ -	\$ -	\$ 383,160	\$ -	\$ -	\$ -	\$ -
Bureau of Mines	\$ -	\$ -	\$ -	\$ -	\$ -	\$ -	\$ -	\$ -
United States Fish and Wildlife Service	\$ -	\$ -	\$ -	\$ -	\$ -	\$ -	\$ -	\$ -
National Park Service	\$ -	\$ -	\$ -	\$ -	\$ -	\$ -	\$ -	\$ -
Bureau of Indian Affairs and Bureau of Indian Education	\$ -	\$ -	\$ -	\$ -	\$ -	\$ -	\$ -	\$ -
Departmental Offices	\$ -	\$ -	\$ -	\$ -	\$ -	\$ -	\$ -	\$ -
Insular Affairs	\$ -	\$ -	\$ -	\$ -	\$ -	\$ -	\$ -	\$ -
Office of the Solicitor	\$ -	\$ -	\$ -	\$ -	\$ -	\$ -	\$ -	\$ -
Office of Inspector General	\$ -	\$ -	\$ -	\$ -	\$ -	\$ -	\$ -	\$ -
Office of Special Trustee for American Indians	\$ -	\$ -	\$ -	\$ -	\$ -	\$ -	\$ -	\$ -
National Indian Gaming Commission	\$ -	\$ -	\$ -	\$ -	\$ -	\$ -	\$ -	\$ -
Department-Wide Programs (Working Capital Fund 14 X 4523)	\$ 75,000	\$ 130,435	\$ 59,316	\$ -	\$ 85,000	\$ 80,000	\$ 189,973	\$ 204,160
TOTAL DEPARTMENT OF THE INTERIOR	\$ 75,000	\$ 130,435	\$ 59,316	\$ 383,160	\$ 85,000	\$ 80,000	\$ 189,973	\$ 204,160
E-GOV FUNDING REQUEST	\$ 75,000	\$ 130,435	\$ 59,316	\$ 383,160	\$ 85,000	\$ 80,000	\$ 189,973	\$ 204,160
								\$ 6,174,798
								\$ 5,403,614

Notes:

[1] - DoI is excused from providing an agency contribution to EHRI in FY 2008

[2] - The difference in the E-Gov Request and DoI's total to E-Travel is due to the additional cost of migration as a result of increased services/functionality offered through the initiative.

[3] - Financial estimates for government-wide effort to acquire unique identifier for Grants and Loans Award recipients

[4] - Financial estimates for government-wide effort required under Executive Order: Improving Assistance for Disaster Victims and the Disaster Relief and Emergency Assistance Act, as amended (42 U.S.C. 5121 et seq. - the "Stafford Act")

ATTACHMENT F
DEPARTMENT OF JUSTICE
FY 2008 E-Government Distribution

FY 2008						
Department / Bureau	E-Rulemaking	Business Gateway	Grants.gov	E-Gov Travel (1)	Integrated Acquisition Environment	Financial Management LoB
Antitrust Division	\$ -	\$ -	\$ -	\$ 9,613	\$ 2,934	\$ 512
Asset Forfeiture	\$ -	\$ -	\$ -	\$ -	\$ 421	\$ 75
Bureau of Alcohol, Tobacco, Firearms, and Explosives	\$ 22,401	\$ 58,710	\$ -	\$ 57,702	\$ 19,532	\$ 3,328
Bureau of Prisons (excluding FPI)	\$ 53,911	\$ -	\$ -	\$ 418,667	\$ 99,147	\$ 17,533
Community Oriented Policing Services	\$ -	\$ -	\$ 8,790	\$ 2,282	\$ 10,754	\$ 1,372
Community Relations Services	\$ -	\$ -	\$ -	\$ 633	\$ 203	\$ 34
CSOSA	\$ -	\$ -	\$ -	\$ -	\$ -	\$ -
Department of Homeland Security (INS)	\$ -	\$ -	\$ -	\$ -	\$ -	\$ -
Detention Trustee	\$ -	\$ -	\$ -	\$ 237	\$ 24,329	\$ 4,132
Drug Enforcement Administration	\$ 43,326	\$ 37,218	\$ -	\$ 119,245	\$ 34,632	\$ 6,007
Executive Office for Immigration Review	\$ 35,202	\$ 987	\$ -	\$ 15,408	\$ 4,502	\$ 781
Federal Bureau of Investigation	\$ 21,171	\$ 18,055	\$ -	\$ 382,530	\$ 118,870	\$ 20,621
Federal Prison Industries (FPI)	\$ -	\$ -	\$ -	\$ 21,621	\$ 66	\$ 12
FEW	\$ -	\$ -	\$ -	\$ -	\$ -	\$ -
Foreign Claims Settlement Commission	\$ -	\$ -	\$ -	\$ 124	\$ 31	\$ 5
ICITAP	\$ -	\$ -	\$ -	\$ -	\$ -	\$ -
Independent Council	\$ -	\$ -	\$ -	\$ -	\$ -	\$ -
Interagency Law Enforcement	\$ -	\$ -	\$ -	\$ -	\$ 2,452	\$ -
JUST/JABS/JCONPMO/LAGA	\$ -	\$ -	\$ -	\$ 802	\$ 2,452	\$ 439
Legal Activities and U.S. Marshals	\$ 41,356	\$ 1,412	\$ -	\$ 102,220	\$ 29,547	\$ 5,212
Narrowband	\$ -	\$ -	\$ -	\$ 215	\$ 1,751	\$ 316
National Security Division	\$ -	\$ -	\$ -	\$ 3,073	\$ 1,329	\$ 110
NDIC	\$ -	\$ -	\$ -	\$ 2,700	\$ 774	\$ 137
Office of Justice Programs	\$ 19,201	\$ 3,617	\$ 527,397	\$ 7,591	\$ 35,601	\$ 6,293
Office of the Inspector General	\$ -	\$ -	\$ -	\$ 5,196	\$ 1,400	\$ 242
Office on Violence Against Women	\$ 2,462	\$ -	\$ -	\$ 520	\$ 7,593	\$ 1,357
Organized Crime Drug Enforcement TF	\$ -	\$ -	\$ -	\$ -	\$ -	\$ -
Radiation Exposure Compensation	\$ -	\$ -	\$ -	\$ -	\$ -	\$ -
U.S. Attorneys	\$ 492	\$ -	\$ -	\$ 132,021	\$ 32,845	\$ 5,690
U.S. Parole Commission	\$ -	\$ -	\$ -	\$ 1,107	\$ 228	\$ 39
U.S. Trustees	\$ 1,477	\$ -	\$ -	\$ 16,493	\$ 4,429	\$ 753
Justice Management Division	\$ -	\$ -	\$ -	\$ -	\$ -	\$ -
TOTAL DEPARTMENT OF JUSTICE	\$ 241,000	\$ 120,000	\$ 536,187	\$ 1,300,000	\$ 433,370	\$ 75,000
E-GOV FUNDING REQUEST	\$ 241,000	\$ 120,000	\$ 536,187	\$ 700,721	\$ 433,370	\$ 75,000

FY 2008									
Department / Bureau	Human Resources Management LoB	Grants Management LoB	Case Management LoB	Geospatial Line of Business	Budget Formulation and Execution LoB	IT Infrastructure LoB	IAE - Loans and Grants [2]	Disaster Assistance Improvement Plan [3]	
Antitrust Division	\$ 1,929	\$ -	\$ 10,250	\$ 452	\$ -	\$ 1,133	\$ 609	\$ 530	
Asset Forfeiture	\$ -	\$ -	\$ -	\$ 37	\$ -	\$ 90	\$ 87	\$ 42	
Bureau of Alcohol, Tobacco, Firearms, and Explosives	\$ 11,578	\$ -	\$ -	\$ 2,857	\$ -	\$ 7,156	\$ 4,056	\$ 3,346	
Bureau of Prisons (Excluding FPI)	\$ 84,014	\$ -	\$ -	\$ 17,586	\$ -	\$ 44,063	\$ 20,584	\$ 20,602	
Community Oriented Policing Services	\$ 458	\$ 972	\$ -	\$ 848	\$ -	\$ 2,128	\$ 2,233	\$ 994	
Community Relations Services	\$ 127	\$ -	\$ -	\$ 30	\$ -	\$ 78	\$ 42	\$ 36	
CSOSA	\$ -	\$ -	\$ -	\$ -	\$ -	\$ -	\$ -	\$ -	
Department of Homeland Security (INS)	\$ -	\$ -	\$ -	\$ -	\$ -	\$ -	\$ -	\$ -	
Detention Trustee	\$ 48	\$ -	\$ -	\$ 1,799	\$ -	\$ 4,506	\$ 5,051	\$ 2,107	
Drug Enforcement Administration	\$ 23,929	\$ -	\$ -	\$ 5,480	\$ -	\$ 13,730	\$ 7,190	\$ 6,420	
Executive Office for Immigration Review	\$ 3,092	\$ -	\$ -	\$ 711	\$ -	\$ 1,779	\$ 935	\$ 832	
Federal Bureau of Investigation	\$ 76,762	\$ -	\$ -	\$ 18,153	\$ -	\$ 45,480	\$ 24,679	\$ 21,265	
Federal Prison Industries	\$ 4,339	\$ -	\$ -	\$ 536	\$ -	\$ 1,343	\$ 14	\$ 628	
FEW	\$ -	\$ -	\$ -	\$ -	\$ -	\$ -	\$ -	\$ -	
Foreign Claims Settlement Commission	\$ 25	\$ -	\$ -	\$ 5	\$ -	\$ 13	\$ 6	\$ 6	
ICITAP	\$ -	\$ -	\$ -	\$ -	\$ -	\$ -	\$ -	\$ -	
Independent Council	\$ -	\$ -	\$ -	\$ -	\$ -	\$ -	\$ -	\$ -	
JUST/JABS/JCONPMO/LAGA	\$ 161	\$ -	\$ -	\$ 200	\$ -	\$ 502	\$ 510	\$ 235	
Legal Activities and U.S. Marshals	\$ 20,512	\$ -	\$ 48,985	\$ 4,683	\$ -	\$ 11,745	\$ 6,133	\$ 5,491	
Narrowband	\$ 43	\$ -	\$ -	\$ 135	\$ -	\$ 336	\$ 363	\$ 157	
National Security Division	\$ 617	\$ -	\$ -	\$ 174	\$ -	\$ 434	\$ 276	\$ 203	
NDIC	\$ 541	\$ -	\$ -	\$ 123	\$ -	\$ 309	\$ 161	\$ 144	
Office of Justice Programs	\$ 1,523	\$ 58,344	\$ -	\$ 2,809	\$ -	\$ 7,039	\$ 7,392	\$ 3,291	
Office of the Inspector General	\$ 1,043	\$ -	\$ -	\$ 231	\$ -	\$ 578	\$ 291	\$ 270	
Office on Violence Against Women	\$ 104	\$ -	\$ -	\$ 573	\$ -	\$ 1,434	\$ 1,576	\$ 670	
Organized Crime Drug Enforcement TF	\$ -	\$ -	\$ -	\$ -	\$ -	\$ -	\$ -	\$ -	
Radiation Exposure Compensation	\$ -	\$ -	\$ -	\$ -	\$ -	\$ -	\$ -	\$ -	
U.S. Attorneys	\$ 26,493	\$ -	\$ 140,765	\$ 5,662	\$ -	\$ 14,186	\$ 6,819	\$ 6,633	
U.S. Parole Commission	\$ 222	\$ -	\$ -	\$ 45	\$ -	\$ 110	\$ 47	\$ 52	
U.S. Trustees	\$ 3,310	\$ -	\$ -	\$ 731	\$ -	\$ 1,832	\$ 919	\$ 857	
Justice Management Division	\$ -	\$ -	\$ -	\$ -	\$ 85,000	\$ -	\$ -	\$ -	
TOTAL DEPARTMENT OF JUSTICE	\$ 260,870	\$ 59,316	\$ 200,000	\$ 63,860	\$ 85,000	\$ 160,000	\$ 89,973	\$ 74,811	\$ 3,690,387
E-GOV FUNDING REQUEST	\$ 260,870	\$ 59,316	\$ 200,000	\$ 63,860	\$ 85,000	\$ 160,000	\$ 89,973	\$ 74,811	\$ 3,100,108

Notes:

[1] - Agency contributing additional funds (beyond requested amount) for contractor support

[2] - Financial estimates for government-wide effort to acquire unique identifier for Grants and Loans Award recipients

[3] - Financial estimates for government-wide effort required under Executive Order: Improving Assistance for Disaster Victims and the Disaster Relief and Emergency Assistance Act, as amended (42 U.S.C. 5121 et seq. - the "Stafford Act")

ATTACHMENT F
DEPARTMENT OF LABOR
FY 2008 E-Government Distribution

FY 2008					
Department / Bureau	E-Rulemaking	Business Gateway	Grants.gov	Integrated Acquisition Environment	Financial Management LoB
Employment and Training Administration	\$ 90,950	\$ 10,874	\$ 525,463	\$ 34,636	\$ -
Employee Benefits Security Administration	\$ 133,750	\$ 103,313	\$ -	\$ 6,597	\$ -
Pension Benefit Guaranty Corporation	\$ -	\$ -	\$ -	\$ -	\$ -
Employment Standards Administration	\$ 42,800	\$ 103,313	\$ -	\$ 6,597	\$ -
Occupational Safety and Health Administration	\$ 160,500	\$ 103,313	\$ 2,681	\$ 14,844	\$ -
Mine Safety and Health Administration	\$ 101,650	\$ 103,313	\$ 2,681	\$ 17,813	\$ -
Bureau of Labor Statistics	\$ -	\$ -	\$ -	\$ 19,297	\$ -
Departmental Management	\$ 5,350	\$ 10,874	\$ 5,362	\$ 65,150	\$ 75,000
TOTAL DEPARTMENT OF LABOR	\$ 535,000	\$ 435,000	\$ 536,187	\$ 164,934	\$ 75,000
E-GOV FUNDING REQUEST	\$ 535,000	\$ 435,000	\$ 536,187	\$ 164,934	\$ 75,000

FY 2008								
Department / Bureau	Human Resources Management LoB	Grants Management LoB	Geospatial LoB	Budget Formulation and Execution LoB	IT Infrastructure LoB	IAE - Loans and Grants [1]	Disaster Assistance Improvement Plan [2]	
Employment and Training Administration	\$ -	\$ 110,577	\$ -	\$ -	\$ -	\$ 87,094	\$ -	
Employee Benefits Security Administration	\$ -	\$ -	\$ -	\$ -	\$ -	\$ -	\$ -	
Pension Benefit Guaranty Corporation	\$ -	\$ -	\$ -	\$ -	\$ -	\$ -	\$ -	
Employment Standards Administration	\$ -	\$ -	\$ -	\$ -	\$ -	\$ -	\$ -	
Occupational Safety and Health Administration	\$ -	\$ 564	\$ -	\$ -	\$ -	\$ 1,727	\$ -	
Mine Safety and Health Administration	\$ -	\$ 564	\$ -	\$ -	\$ -	\$ 9	\$ -	
Bureau of Labor Statistics	\$ -	\$ -	\$ 15,450	\$ -	\$ -	\$ 1,053	\$ -	
Departmental Management	\$ 65,217	\$ 1,128	\$ -	\$ 85,000	\$ 20,000	\$ 90	\$ 1,169,209	
TOTAL DEPARTMENT OF LABOR	\$ 65,217	\$ 112,833	\$ 15,450	\$ 85,000	\$ 20,000	\$ 89,973	\$ 1,169,209	
E-GOV FUNDING REQUEST	\$ 65,217	\$ 112,833	\$ 15,450	\$ 85,000	\$ 20,000	\$ 89,973	\$ 1,169,209	
								FY 2008 Total
								\$ 3,303,803
								\$ 3,303,803

Notes:

[1] - Financial estimates for government-wide effort to acquire unique identifier for Grants and Loans Award recipients

[2] - Financial estimates for government-wide effort required under Executive Order: Improving Assistance for Disaster Victims and the Disaster Relief and Emergency Assistance Act, as amended (42 U.S.C. 5121 et seq. - the "Stafford Act")

ATTACHMENT F
DEPARTMENT OF STATE
FY 2008 E-Government Distribution

FY 2008						
Department / Bureau	E-Rulemaking	Business Gateway	Grants.gov	E-Gov Travel	Integrated Acquisition Environment	Financial Management LoB
Department of State, Capital Investment Fund Account (19X0120)	\$ 135,000	\$ 88,000	\$ 133,900	\$ 400,000	\$ 578,486	\$ 75,000
TOTAL DEPARTMENT OF STATE	\$ 135,000	\$ 88,000	\$ 133,900	\$ 400,000	\$ 578,486	\$ 75,000
E-GOV FUNDING REQUEST	\$ 135,000	\$ 88,000	\$ 133,900	\$ 400,000	\$ 578,486	\$ 75,000

FY 2008								
Department / Bureau	Human Resources Management LoB	Grants Management LoB	Geospatial LoB	Budget Formulation and Execution LoB	IT Infrastructure LoB	IAE - Loans and Grants [1]	Disaster Assistance Improvement Plan [2]	
Department of State, Capital Investment Fund Account (19X0120)	\$ 65,217	\$ 28,460	\$ 36,050	\$ 85,000	\$ 80,000	\$ 22,469	\$ 204,160	FY 2008 Total
TOTAL DEPARTMENT OF STATE	\$ 65,217	\$ 28,460	\$ 36,050	\$ 85,000	\$ 80,000	\$ 22,469	\$ 204,160	\$ 1,931,742
E-GOV FUNDING REQUEST	\$ 65,217	\$ 28,460	\$ 36,050	\$ 85,000	\$ 80,000	\$ 22,469	\$ 204,160	\$ 1,931,742

Notes:

[1] - Financial estimates for government-wide effort to acquire unique identifier for Grants and Loans Award recipients

[2] - Financial estimates for government-wide effort required under Executive Order: Improving Assistance for Disaster Victims and the Disaster Relief and Emergency Assistance Act, as amended (42 U.S.C. 5121 et seq. - the "Stafford Act")

ATTACHMENT F
DEPARTMENT OF TRANSPORTATION
FY 2008 E-Government Distribution

Department / Bureau	FY 2008				
	E-Rulemaking	Business Gateway	Grants.gov	Integrated Acquisition Environment	Financial Management LoB
Office of the Secretary	\$ 288,708	\$ 40,249	\$ 1,911	\$ 8,495	\$ 5,986
Federal Aviation Administration	\$ 95,179	\$ 148,613	\$ 239,576	\$ 35,572	\$ 77,399
Federal Highway Administration	\$ 27,048	\$ 21,673	\$ 677,524	\$ 32,741	\$ 29,186
Federal Motor Carrier Safety Administration	\$ 63,725	\$ 40,249	\$ 8,513	\$ 4,183	\$ 5,914
National Highway Traffic Safety Administration	\$ 173,828	\$ 32,509	\$ 13,461	\$ 11,824	\$ 2,643
Federal Railroad Administration	\$ 21,095	\$ 75,854	\$ 2,988	\$ 4,809	\$ 2,929
Federal Transit Administration	\$ 2,940	\$ -	\$ 152,467	\$ 3,273	\$ 6,543
Saint Lawrence Seaway Development Corporation	\$ 74	\$ -	\$ 273	\$ 413	\$ -
Pipeline and Hazardous Materials Safety Administration	\$ 10,658	\$ 9,288	\$ 2,474	\$ 2,533	\$ 1,714
Research and Innovative Technology Administration	\$ 48,437	\$ 17,028	\$ 192	\$ 12,365	\$ 6,243
Office of Inspector General	\$ -	\$ -	\$ 1,061	\$ -	\$ 1,086
Surface Transportation Board	\$ -	\$ -	\$ 418	\$ -	\$ 443
Maritime Administration	\$ 3,308	\$ 49,537	\$ 5,027	\$ 26,082	\$ 2,771
TOTAL DEPARTMENT OF TRANSPORTATION	\$ 735,000	\$ 435,000	\$ 1,105,885	\$ 142,290	\$ 142,857
E-GOV FUNDING REQUEST	\$ 735,000	\$ 435,000	\$ 1,105,885	\$ 142,290	\$ 142,857

Department / Bureau	FY 2008							
	Human Resources Management LoB	Grants Management LoB	Geospatial LoB	Budget Formulation and Execution LoB	IT Infrastructure LoB	IAE - Loans and Grants [1]	Disaster Assistance Improvement Plan [2]	
Office of the Secretary	\$ 1,521	\$ 195	\$ -	\$ 147	\$ 447	\$ 17,049	\$ 4,073	
Federal Aviation Administration	\$ 108,926	\$ 24,444	\$ 54,100	\$ 18,414	\$ 15,819	\$ 71,392	\$ 42,793	
Federal Highway Administration	\$ 6,855	\$ 69,127	\$ 3,864	\$ 52,076	\$ 1,363	\$ 65,710	\$ 11,468	
Federal Motor Carrier Safety Administration	\$ 2,430	\$ 869	\$ 265	\$ 654	\$ 437	\$ 8,396	\$ 1,476	
National Highway Traffic Safety Administration	\$ 1,509	\$ 1,373	\$ 1,391	\$ 1,035	\$ 355	\$ 23,731	\$ 2,686	
Federal Railroad Administration	\$ 1,943	\$ 305	\$ 1,038	\$ 230	\$ 316	\$ 9,652	\$ 3,816	
Federal Transit Administration	\$ 1,245	\$ 15,556	\$ -	\$ 11,719	\$ 192	\$ 6,568	\$ 1,776	
Saint Lawrence Seaway Development Corporation	\$ 343	\$ 28	\$ -	\$ 21	\$ 27	\$ 828	\$ -	
Pipeline and Hazardous Materials Safety Administration	\$ 871	\$ 252	\$ 2,297	\$ 190	\$ 173	\$ 5,083	\$ 111	
Research and Innovative Technology Administration	\$ 1,681	\$ 20	\$ 905	\$ 15	\$ 492	\$ 24,816	\$ 5,387	
Office of Inspector General	\$ 957	\$ 108	\$ -	\$ 81	\$ 132	\$ -	\$ 675	
Surface Transportation Board	\$ 338	\$ 43	\$ -	\$ 32	\$ -	\$ -	\$ -	
Maritime Administration	\$ 1,816	\$ 513	\$ -	\$ 386	\$ 247	\$ 52,345	\$ 550	
TOTAL DEPARTMENT OF TRANSPORTATION	\$ 130,435	\$ 112,833	\$ 63,860	\$ 85,000	\$ 20,000	\$ 285,570	\$ 74,811	FY 2008 Total
E-GOV FUNDING REQUEST	\$ 130,435	\$ 112,833	\$ 63,860	\$ 85,000	\$ 20,000	\$ 285,570	\$ 74,811	\$ 3,333,541

Notes:

[1] - Financial estimates for government-wide effort to acquire unique identifier for Grants and Loans Award recipients

[2] - Financial estimates for government-wide effort required under Executive Order: Improving Assistance for Disaster Victims and the Disaster Relief and Emergency Assistance Act, as amended (42 U.S.C. 5121 et seq. - the "Stafford Act")

ATTACHMENT F
DEPARTMENT OF THE TREASURY
FY 2008 E-Government Distribution

FY 2008						
Department / Bureau	IRS Free File	E-Rulemaking	Business Gateway	Grants.gov	Integrated Acquisition Environment	Financial Management LoB
Departmental Offices	\$ -	\$ 535,000	\$ 435,000	\$ -	\$ 5,270	\$ -
Financial Crimes Enforcement Network	\$ -	\$ -	\$ -	\$ -	\$ 1,166	\$ -
Financial Management Service	\$ -	\$ -	\$ -	\$ -	\$ 6,922	\$ -
Federal Financing Bank	\$ -	\$ -	\$ -	\$ -	\$ 51	\$ -
Alcohol and Tobacco Tax and Trade Bureau	\$ -	\$ -	\$ -	\$ -	\$ 1,825	\$ -
Bureau of Engraving and Printing	\$ -	\$ -	\$ -	\$ -	\$ 7,346	\$ -
United States Mint	\$ -	\$ -	\$ -	\$ -	\$ 6,448	\$ -
Bureau of the Public Debt	\$ -	\$ -	\$ -	\$ -	\$ 7,575	\$ 75,000
Internal Revenue Service	\$ 70,000	\$ -	\$ -	\$ 25,493	\$ 305,765	\$ -
Community Development Financial Insti Funds	\$ -	\$ -	\$ -	\$ 51,757	\$ 206	\$ -
Comptroller of the Currency	\$ -	\$ -	\$ -	\$ -	\$ 9,929	\$ -
Office of Thrift Supervision	\$ -	\$ -	\$ -	\$ -	\$ 3,415	\$ -
Interest on the Public Dept	\$ -	\$ -	\$ -	\$ -	\$ -	\$ -
TOTAL DEPARTMENT OF THE TREASURY	\$ 70,000	\$ 535,000	\$ 435,000	\$ 77,250	\$ 355,918	\$ 75,000
E-GOV FUNDING REQUEST	\$ 70,000	\$ 535,000	\$ 435,000	\$ 77,250	\$ 355,918	\$ 75,000

FY 2008							
Department / Bureau	Human Resources Management LoB	Grants Management LoB	Geospatial LoB	Budget Formulation and Execution LoB	IT Infrastructure LoB	IAE - Loans and Grants [1]	Disaster Assistance Improvement Plan [2]
Departmental Offices	\$ 3,166	\$ 28,460	\$ 15,450	\$ 85,000	\$ 160,000	\$ 112,963	\$ -
Financial Crimes Enforcement Network	\$ 675	\$ -	\$ -	\$ -	\$ -	\$ -	\$ -
Financial Management Service	\$ 4,262	\$ -	\$ -	\$ -	\$ -	\$ -	\$ -
Federal Financing Bank	\$ 35	\$ -	\$ -	\$ -	\$ -	\$ -	\$ -
Alcohol and Tobacco Tax and Trade Bureau	\$ 1,111	\$ -	\$ -	\$ -	\$ -	\$ -	\$ -
Bureau of Engraving and Printing	\$ 4,517	\$ -	\$ -	\$ -	\$ -	\$ -	\$ -
United States Mint	\$ 3,979	\$ -	\$ -	\$ -	\$ -	\$ -	\$ -
Bureau of the Public Debt	\$ 4,237	\$ -	\$ -	\$ -	\$ -	\$ -	\$ -
Internal Revenue Service	\$ 230,609	\$ -	\$ -	\$ -	\$ -	\$ -	\$ 476,373
Community Development Financial Insti Funds	\$ 104	\$ -	\$ -	\$ -	\$ -	\$ -	\$ -
Comptroller of the Currency	\$ 6,178	\$ -	\$ -	\$ -	\$ -	\$ -	\$ -
Office of Thrift Supervision	\$ 1,997	\$ -	\$ -	\$ -	\$ -	\$ -	\$ -
Interest on the Public Dept	\$ -	\$ -	\$ -	\$ -	\$ -	\$ -	\$ -
TOTAL DEPARTMENT OF THE TREASURY	\$ 260,870	\$ 28,460	\$ 15,450	\$ 85,000	\$ 160,000	\$ 112,963	\$ 476,373
E-GOV FUNDING REQUEST	\$ 260,870	\$ 28,460	\$ 15,450	\$ 85,000	\$ 160,000	\$ 112,963	\$ 476,373
							FY 2008 Total
							\$ 2,687,284
							\$ 2,687,284

Notes:

[1] - Financial estimates for government-wide effort to acquire unique identifier for Grants and Loans Award recipients

[2] - Financial estimates for government-wide effort required under Executive Order: Improving Assistance for Disaster Victims and the Disaster Relief and Emergency Assistance Act, as amended (42 U.S.C. 5121 et seq. - the "Stafford Act")

ATTACHMENT F
DEPARTMENT OF VETERANS AFFAIRS
FY 2008 E-Government Distribution

FY 2008						
Department / Bureau	E-Rulemaking	Business Gateway	Grants.gov	E-Gov Travel	Integrated Acquisition Environment	Financial Management LoB
Office of Information & Technology	\$ 135,000	\$ 120,000	\$ 133,900	\$ 399,296	\$ 1,560,866	\$ 142,857
TOTAL DEPARTMENT OF VETERANS AFFAIRS	\$ 135,000	\$ 120,000	\$ 133,900	\$ 399,296	\$ 1,560,866	\$ 142,857
E-GOV FUNDING REQUEST	\$ 135,000	\$ 120,000	\$ 133,900	\$ 399,296	\$ 1,560,866	\$ 142,857

FY 2008									
Department / Bureau	Human Resources Management LoB	Grants Management LoB	Federal Health Architecture LoB	Geospatial LoB	Budget Formulation and Execution LoB	IT Infrastructure LoB	IAE - Loans and Grants [1]	Disaster Assistance Improvement Plan [2]	
Office of Information & Technology	\$ 260,870	\$ 28,460	\$ 1,861,174	\$ 15,450	\$ 85,000	\$ 80,000	\$ 122,469	\$ 476,373	FY 2008 Total
TOTAL DEPARTMENT OF VETERANS AFFAIRS	\$ 260,870	\$ 28,460	\$ 1,861,174	\$ 15,450	\$ 85,000	\$ 80,000	\$ 122,469	\$ 476,373	\$ 5,421,715
E-GOV FUNDING REQUEST	\$ 260,870	\$ 28,460	\$ 1,861,174	\$ 15,450	\$ 85,000	\$ 80,000	\$ 122,469	\$ 476,373	\$ 5,421,715

Notes:

[1] - Financial estimates for government-wide effort to acquire unique identifier for Grants and Loans Award recipients

[2] - Financial estimates for government-wide effort required under Executive Order: Improving Assistance for Disaster Victims and the Disaster Relief and Emergency Assistance Act, as amended (42 U.S.C. 5121 et seq. - the "Stafford Act")

ATTACHMENT F
GENERAL SERVICES ADMINISTRATION
FY 2008 E-Government Distribution

FY 2008					
Department / Bureau or Account	USA Services [1]	E-Rulemaking	Federal Asset Sales [2]	Business Gateway	Integrated Acquisition Environment
Real Property Activities	\$ -	\$ -	\$ 668,000	\$ -	\$ -
Supply and Technology Activities	\$ -	\$ -	\$ 1,000,000	\$ -	\$ -
General Activities	\$ 7,875,920	\$ 241,000	\$ -	\$ 438,400	\$ 3,548,929
TOTAL GENERAL SERVICES ADMINISTRATION	\$ 7,875,920	\$ 241,000	\$ 1,668,000	\$ 438,400	\$ 3,548,929
E-GOV FUNDING REQUEST	\$ 8,165,437	\$ 241,000	\$ 2,071,000	\$ 438,400	\$ 3,548,929

FY 2008						
Department / Bureau	Financial Management LoB	Human Resources Management LoB	Geospatial LoB	Budget Formulation and Execution LoB	IT Infrastructure LoB	
Real Property Activities	\$ -	\$ -	\$ 36,050	\$ -	\$ -	
Supply and Technology Activities	\$ -	\$ -	\$ -	\$ -	\$ 4,000,000	
General Activities	\$ 44,444	\$ 65,217	\$ -	\$ 85,000	\$ 20,000	
TOTAL GENERAL SERVICES ADMINISTRATION	\$ 44,444	\$ 65,217	\$ 36,050	\$ 85,000	\$ 4,020,000	\$ 18,022,960
E-GOV FUNDING REQUEST	\$ 44,444	\$ 65,217	\$ 36,050	\$ 85,000	\$ 4,020,000	\$ 18,715,477

Notes:

[1] Change in GSA funding is a result of a change in customer needs

[2] E-Gov funding request included additional development funds no longer required by the initiative

ATTACHMENT F
OTHER AGENCIES
FY 2008 E-Government Distribution

Agencies without Bureau Breakouts
--

Corporation for National Community Service
Environmental Protection Agency
Institute of Musuem and Library Services
National Aeronautics and Space Administration
National Archives and Records Administration
National Science Foundation
Nuclear Regulatory Commission
National Endowment for the Arts
National Endowment for the Humanities
Office of Management and Budget
Office of Personnel Management
Securities and Exchange Commission
Small Business Administration
Social Security Administration
U.S. Agency for International Development
U.S. Army Corps of Engineers

Attachment G

FY 2007 Agency Funding for E-Gov and LoB Initiatives by Agency

Agency	Initiative	FY 2007 Agency Contributions*
Corporation for National Community Service	Grants.gov	\$130,000
	Grants Management LoB	\$30,074
	CNCS Total	\$160,074
Department of Agriculture	Recreation One-Stop	\$50,000
	E-Rulemaking	\$855,000
	Business Gateway	\$720,767
	Grants.gov	\$1,073,675
	Integrated Acquisition Environment	\$445,706
	Financial Management LoB	\$83,333
	Human Resources Management LoB	\$260,870
	Grants Management LoB	\$100,246
	Geospatial LoB	\$102,000
	Budget Formulation and Execution LoB	\$75,000
	IT Infrastructure LoB	\$160,000
	USDA Total	\$3,926,597
Department of Commerce	E-Rulemaking	\$855,000
	International Trade Process Streamlining	\$740,000
	Business Gateway	\$328,817
	Grants.gov	\$520,570
	Integrated Acquisition Environment	\$174,415
	Financial Management LoB	\$83,333
	Human Resources Management LoB	\$130,435
	Grants Management LoB	\$60,147
	Geospatial LoB	\$162,000
	IT Infrastructure LoB	\$20,000
	DoC Total	\$3,074,717

Attachment G

FY 2007 Agency Funding for E-Gov and LoB Initiatives by Agency

Agency	Initiative	FY 2007 Agency Contributions*
Department of Defense	E-Rulemaking	\$615,000
	Business Gateway	\$328,817
	Grants.gov	\$520,570
	Integrated Acquisition Environment	\$24,135,475
	Financial Management LoB	\$83,333
	Human Resources Management LoB	\$260,870
	Grants Management LoB	\$60,147
	Federal Health Architecture LoB	\$1,789,590
	Geospatial LoB	\$42,000
	Budget Formulation and Execution LoB	\$75,000
	IT Infrastructure LoB	\$480,000
	DoD Total	\$28,390,802
Department of Education	E-Rulemaking	\$155,000
	Business Gateway	\$328,817
	Grants.gov	\$1,073,675
	Integrated Acquisition Environment	\$81,181
	Financial Management LoB	\$83,333
	Human Resources Management LoB	\$65,217
	Grants Management LoB	\$100,246
	Geospatial LoB	\$15,000
	Budget Formulation and Execution LoB	\$75,000
	IT Infrastructure LoB	\$20,000
	ED Total	\$1,997,469

Attachment G

FY 2007 Agency Funding for E-Gov and LoB Initiatives by Agency

Agency	Initiative	FY 2007 Agency Contributions*
Department of Energy	E-Rulemaking	\$280,000
	Business Gateway	\$131,527
	Grants.gov	\$520,570
	Integrated Acquisition Environment	\$2,302,320
	Financial Management LoB	\$83,333
	Human Resources Management LoB	\$65,217
	Grants Management LoB	\$60,147
	Geospatial LoB	\$42,000
	Budget Formulation and Execution LoB	\$75,000
	IT Infrastructure LoB	\$160,000
	DoE Total	\$3,720,114
Department of Health and Human Services	E-Rulemaking	\$855,000
	Business Gateway	\$720,767
	Grants.gov	\$1,900,000
	Integrated Acquisition Environment	\$1,331,947
	Financial Management LoB	\$83,333
	Human Resources Management LoB	\$130,435
	Grants Management LoB	\$100,246
	Federal Health Architecture LoB	\$3,386,120
	Geospatial LoB	\$62,000
	Budget Formulation and Execution LoB	\$75,000
	IT Infrastructure LoB	\$80,000
	HHS Total	\$8,724,848

Attachment G

FY 2007 Agency Funding for E-Gov and LoB Initiatives by Agency

Agency	Initiative	FY 2007 Agency Contributions*
Department of Homeland Security	E-Rulemaking	\$855,000
	Business Gateway	\$720,767
	Disaster Management	\$12,270,000
	SAFECOM	\$29,735,000
	Grants.gov	\$520,570
	Integrated Acquisition Environment	\$1,017,520
	Financial Management LoB	\$83,333
	Human Resources Management LoB	\$260,870
	Grants Management LoB	\$60,147
	Geospatial LoB	\$62,000
	Budget Formulation and Execution LoB	\$75,000
	IT Infrastructure LoB	\$160,000
	Information Systems Security LoB	\$2,000,000
	DHS Total	\$47,820,207
Department of Housing and Urban Development	E-Rulemaking	\$280,000
	Business Gateway	\$328,817
	Grants.gov	\$1,073,675
	Integrated Acquisition Environment	\$47,438
	Financial Management LoB	\$83,333
	Human Resources Management LoB	\$65,217
	Grants Management LoB	\$100,246
	Geospatial LoB	\$35,000
	IT Infrastructure LoB	\$20,000
	HUD Total	\$2,033,726

Attachment G

FY 2007 Agency Funding for E-Gov and LoB Initiatives by Agency

Agency	Initiative	FY 2007 Agency Contributions*
Department of Justice	E-Rulemaking	\$280,000
	Business Gateway	\$248,586
	Grants.gov	\$520,570
	Integrated Acquisition Environment	\$442,797
	Financial Management LoB	\$83,333
	Human Resources Management LoB	\$260,870
	Grants Management LoB	\$60,147
	Case Management LoB	\$1,500,000
	Geospatial LoB	\$62,000
	Budget Formulation and Execution LoB	\$75,000
	IT Infrastructure LoB	\$160,000
	DoJ Total	\$3,693,303
Department of Labor	E-Rulemaking	\$855,000
	Business Gateway	\$720,767
	Grants.gov	\$520,570
	Integrated Acquisition Environment	\$176,098
	Financial Management LoB	\$83,333
	Human Resources Management LoB	\$65,217
	Grants Management LoB	\$100,246
	Geospatial LoB	\$15,000
	Budget Formulation and Execution LoB	\$75,000
	IT Infrastructure LoB	\$20,000
	DoL Total	\$2,631,231

Attachment G

FY 2007 Agency Funding for E-Gov and LoB Initiatives by Agency

Agency	Initiative	FY 2007 Agency Contributions*
Department of State	E-Rulemaking	\$155,000
	Business Gateway	\$248,586
	Grants.gov	\$130,000
	E-Payroll	\$445,000
	Integrated Acquisition Environment	\$441,677
	Financial Management LoB	\$83,333
	Human Resources Management LoB	\$65,217
	Grants Management LoB	\$30,074
	Geospatial LoB	\$35,000
	Budget Formulation and Execution LoB	\$75,000
	IT Infrastructure LoB	\$80,000
	State Total	\$1,788,887
Department of the Interior	Recreation One-Stop	\$200,000
	E-Rulemaking	\$615,000
	Business Gateway	\$248,586
	Geospatial One-Stop	\$1,685,000
	Grants.gov	\$520,570
	Integrated Acquisition Environment	\$469,759
	Financial Management LoB	\$83,333
	Human Resources Management LoB	\$130,435
	Grants Management LoB	\$60,147
	Geospatial LoB	\$372,000
	Budget Formulation and Execution LoB	\$75,000
	IT Infrastructure LoB	\$80,000
	Dol Total	\$4,539,830

Attachment G

FY 2007 Agency Funding for E-Gov and LoB Initiatives by Agency

Agency	Initiative	FY 2007 Agency Contributions*
Department of the Treasury	IRS Free File	\$70,000
	E-Rulemaking	\$615,000
	Business Gateway	\$720,767
	Grants.gov	\$75,000
	Integrated Acquisition Environment	\$430,840
	Financial Management LoB	\$83,333
	Human Resources Management LoB	\$260,870
	Grants Management LoB	\$30,074
	Geospatial LoB	\$15,000
	Budget Formulation and Execution LoB	\$75,000
	IT Infrastructure LoB	\$160,000
	Treasury Total	\$2,535,884
Department of Transportation	E-Rulemaking	\$855,000
	Business Gateway	\$720,767
	Grants.gov	\$1,073,675
	Integrated Acquisition Environment	\$169,820
	Financial Management LoB	\$83,333
	Human Resources Management LoB	\$130,435
	Grants Management LoB	\$100,246
	Geospatial LoB	\$62,000
	IT Infrastructure LoB	\$20,000
	DoT Total	\$3,215,276

Attachment G

FY 2007 Agency Funding for E-Gov and LoB Initiatives by Agency

Agency	Initiative	FY 2007 Agency Contributions*
Department of Veterans Affairs	E-Rulemaking	\$280,000
	Business Gateway	\$328,817
	Grants.gov	\$130,000
	Integrated Acquisition Environment	\$1,405,254
	Financial Management LoB	\$83,333
	Human Resources Management LoB	\$260,870
	Grants Management LoB	\$30,074
	Federal Health Architecture LoB	\$1,789,590
	Geospatial LoB	\$15,000
	Budget Formulation and Execution LoB	\$75,000
	IT Infrastructure LoB	\$80,000
	VA Total	\$4,477,938
Environmental Protection Agency	E-Rulemaking	\$615,000
	Business Gateway	\$328,817
	Grants.gov	\$520,570
	Integrated Acquisition Environment	\$119,787
	Financial Management LoB	\$83,333
	Human Resources Management LoB	\$65,217
	Grants Management LoB	\$60,147
	Geospatial LoB	\$42,000
	Budget Formulation and Execution LoB	\$75,000
	IT Infrastructure LoB	\$20,000
	EPA Total	\$1,929,871

Attachment G

FY 2007 Agency Funding for E-Gov and LoB Initiatives by Agency

Agency	Initiative	FY 2007 Agency Contributions*
General Services Administration	USA Services	\$9,311,434
	E-Rulemaking	\$280,000
	Federal Asset Sales	\$1,832,866
	Business Gateway	\$68,394
	E-Gov Travel	\$3,120,000
	Integrated Acquisition Environment	\$3,905,520
	Financial Management LoB	\$83,333
	Human Resources Management LoB	\$65,217
	Geospatial LoB	\$35,000
	Budget Formulation and Execution LoB	\$75,000
	IT Infrastructure LoB	\$20,000
		GSA Total
Institute of Museum and Library Services	Grants.gov	\$130,000
	Grants Management LoB	\$30,074
		IMLS Total
National Aeronautics and Space Administration	E-Rulemaking	\$280,000
	Business Gateway	\$131,527
	Grants.gov	\$520,570
	Integrated Acquisition Environment	\$1,443,128
	Financial Management LoB	\$83,333
	Human Resources Management LoB	\$65,217
	Grants Management LoB	\$60,147
	Geospatial LoB	\$15,000
	Budget Formulation and Execution LoB	\$75,000
	IT Infrastructure LoB	\$80,000
		NASA Total

Attachment G

FY 2007 Agency Funding for E-Gov and LoB Initiatives by Agency

Agency	Initiative	FY 2007 Agency Contributions*
National Archives and Records Administration	Grants.gov	**
	Grants Management LoB	\$30,074
	Geospatial LoB	\$15,000
	NARA Total	\$45,074
National Endowment for the Arts	Grants.gov	\$130,000
	Grants Management LoB	\$30,074
	NEA Total	\$160,074
National Endowment for the Humanities	Grants.gov	\$130,000
	Grants Management LoB	\$30,074
	NEH Total	\$160,074
National Science Foundation	E-Rulemaking	\$155,000
	Business Gateway	\$68,394
	Grants.gov	\$520,570
	Integrated Acquisition Environment	\$4,288
	Financial Management LoB	\$83,333
	Human Resources Management LoB	\$65,217
	Grants Management LoB	\$60,147
	Geospatial LoB	\$15,000
	Budget Formulation and Execution LoB	\$75,000
	IT Infrastructure LoB	\$20,000
	NSF Total	\$1,066,949

Attachment G

FY 2007 Agency Funding for E-Gov and LoB Initiatives by Agency

Agency	Initiative	FY 2007 Agency Contributions*
Nuclear Regulatory Commission	Integrated Acquisition Environment	\$5,060
	NRC Total	\$5,060
Office of Management and Budget	Budget Formulation and Execution LoB	\$75,000
	OMB Total	\$75,000
Office of Personnel Management	E-Rulemaking	\$155,000
	Business Gateway	\$131,527
	EHRI	\$6,983,000
	Integrated Acquisition Environment	\$24,569
	Financial Management LoB	\$83,333
	Human Resources Management LoB	\$1,515,218
	Budget Formulation and Execution LoB	\$75,000
	IT Infrastructure LoB	\$20,000
	OPM Total	\$8,987,647
Securities and Exchange Commission	Budget Formulation and Execution LoB	\$45,000
	SEC Total	\$45,000
Small Business Administration	E-Rulemaking	\$155,000
	Business Gateway	\$68,394
	Grants.gov	\$130,000
	Integrated Acquisition Environment	\$122,250
	Financial Management LoB	\$83,333
	Grants Management LoB	\$30,074
	Geospatial LoB	\$15,000
	Budget Formulation and Execution LoB	\$45,000
	IT Infrastructure LoB	\$20,000
	SBA Total	\$669,051

Attachment G

FY 2007 Agency Funding for E-Gov and LoB Initiatives by Agency

Agency	Initiative	FY 2007 Agency Contributions*
Social Security Administration	E-Rulemaking	\$155,000
	Business Gateway	\$248,586
	E-Vital	\$5,694,342
	Grants.gov	\$75,000
	Integrated Acquisition Environment	\$41,213
	Financial Management LoB	\$83,333
	Human Resources Management LoB	\$130,435
	Grants Management LoB	\$30,074
	Geospatial LoB	\$15,000
	IT Infrastructure LoB	\$80,000
	SSA Total	\$6,552,983
U.S. Agency for International Development	Grants.gov	\$520,570
	Integrated Acquisition Environment	\$85,787
	Financial Management LoB	\$83,333
	Human Resources Management LoB	\$65,217
	Grants Management LoB	\$60,147
	Geospatial LoB	\$42,000
	Budget Formulation and Execution LoB	\$75,000
	IT Infrastructure LoB	\$20,000
	USAID Total	\$952,054
U.S. Army Corps of Engineers	Recreation One-Stop	\$50,000
	Geospatial LoB	\$72,000
	Budget Formulation and Execution LoB	\$75,000
	USACE Total	\$197,000

Attachment G

FY 2007 Agency Funding for E-Gov and LoB Initiatives by Agency

Agency	Initiative	FY 2007 Agency Contributions*
Grand Total		\$165,287,500

Notes:

* - Agency contributions reflect commitments of funding and/or in-kind services provided by partner agencies to initiative managing partner agencies in support of developing, implementing, and/or migrating to E-Gov common solutions. Contribution amounts are determined annually through collaborative, inter-agency E-Gov initiative governance structures and subject to approval by OMB.

“Fee-for-service” reimbursements represent transfers of funds by partner agencies to initiative service providers in exchange for services rendered by initiative service providers. The amounts are typically based on a transaction/usage-based fee structure (e.g., for payroll processing, payroll service providers base their service fees on the number of employees at a customer agency). Initiative service providers use fees collected from partner agencies to cover ongoing operational costs, perform routine maintenance, and support their customer base.

Once an initiative has completed all implementation and migration activities, and initiative will no longer be funded through agency funding contributions but rather will be exclusively funded through fee-for-service agreements.

** - NARA's funding of Grants.gov is contingent upon Congressional Appropriators decision to fund NARA grants

ATTACHMENT H
DEPARTMENT OF AGRICULTURE
FY 2007 E-Government Distribution

FY 2007					
Department / Bureau	Recreation One-Stop	E-Rulemaking	Business Gateway	Grants.gov	Integrated Acquisition Environment
Farm Service Agency	\$ -	\$ 95,977	\$ 84,838	\$ -	\$ 39,327
Foreign Agricultural Service	\$ -	\$ 16,897	\$ 14,984	\$ 23,320	\$ 6,836
Risk Management Agency	\$ -	\$ 4,917	\$ -	\$ 5,847	\$ 2,175
Food and Nutrition Service	\$ -	\$ 25,806	\$ -	\$ 34,940	\$ 10,574
Food Safety and Inspection Service	\$ -	\$ 68,871	\$ 60,160	\$ 86,669	\$ 29,521
Agricultural Marketing Service	\$ -	\$ 17,120	\$ 14,886	\$ 20,914	\$ 7,463
Animal and Plant Health Inspection Service	\$ -	\$ 82,360	\$ 72,493	\$ 108,688	\$ 34,305
Grain Inspection, Packers and Stockyards Administration	\$ -	\$ 7,260	\$ 6,383	\$ -	\$ 3,037
Forest Service	\$ 50,000	\$ 381,935	\$ 335,676	\$ 499,424	\$ 159,996
Natural Resources Conservation Service	\$ -	\$ 87,367	\$ 76,261	\$ 109,440	\$ 37,548
Agricultural Research Service	\$ -	\$ -	\$ -	\$ 65,358	\$ 23,164
Cooperative State Research, Education, and Extension Service	\$ -	\$ 6,703	\$ -	\$ 8,996	\$ 2,762
Economic Research Service	\$ -	\$ -	\$ -	\$ 5,029	\$ 1,651
National Agricultural Statistics Service	\$ -	\$ -	\$ -	\$ -	\$ 4,379
Rural Business and Cooperative Service	\$ -	\$ 19,975	\$ 17,507	\$ 25,678	\$ 8,455
Rural Housing Service	\$ -	\$ 19,975	\$ 17,507	\$ 25,678	\$ 8,455
Rural Utilities Service	\$ -	\$ 19,837	\$ 17,384	\$ 25,482	\$ 8,400
Assistant Secretary for Civil Rights	\$ -	\$ -	\$ -	\$ -	\$ 783
Departmental Administration [1]	\$ -	\$ -	\$ 2,687	\$ -	\$ 45,253
Office of Communications	\$ -	\$ -	\$ -	\$ -	\$ 243
Office of the Chief Financial Officer	\$ -	\$ -	\$ -	\$ 28,213	\$ 8,720
Office of the General Counsel	\$ -	\$ -	\$ -	\$ -	\$ 932
Office of the Inspector General	\$ -	\$ -	\$ -	\$ -	\$ 1,518
Office of the Secretary	\$ -	\$ -	\$ -	\$ -	\$ 210
TOTAL DEPARTMENT OF AGRICULTURE	\$ 50,000	\$ 855,000	\$ 720,767	\$ 1,073,675	\$ 445,706
TOTAL E-GOV FUNDING REQUEST	\$ 50,000	\$ 855,000	\$ 720,767	\$ 1,073,675	\$ 445,706

FY 2007						
Department / Bureau	Financial Management LoB	Human Resources Management LoB	Grants Management LoB	Geospatial LoB	Budget Formulation and Execution LoB	IT Infrastructure LoB
Farm Service Agency	\$ 7,353	\$ 23,018	\$ -	\$ 11,781	\$ 6,619	\$ 14,118
Foreign Agricultural Service	\$ 1,278	\$ 4,001	\$ 2,177	\$ 2,074	\$ 1,150	\$ 2,454
Risk Management Agency	\$ 407	\$ 1,273	\$ 546	\$ 604	\$ 364	\$ 781
Food and Nutrition Service	\$ 1,977	\$ 6,189	\$ 3,262	\$ -	\$ 1,779	\$ 3,796
Food Safety and Inspection Service	\$ 5,519	\$ 17,278	\$ 8,092	\$ 8,458	\$ 4,961	\$ 10,597
Agricultural Marketing Service	\$ 1,395	\$ 4,368	\$ 1,953	\$ -	\$ 1,250	\$ 2,679
Animal and Plant Health Inspection Service	\$ 6,414	\$ 20,079	\$ 10,148	\$ 10,112	\$ 5,771	\$ 12,315
Grain Inspection, Packers and Stockyards Administration	\$ 568	\$ 1,778	\$ -	\$ -	\$ 511	\$ 1,090
Forest Service	\$ 29,914	\$ 93,645	\$ 46,630	\$ 46,894	\$ 26,921	\$ 57,435
Natural Resources Conservation Service	\$ 7,020	\$ 21,977	\$ 10,218	\$ 10,730	\$ 6,318	\$ 13,479
Agricultural Research Service	\$ 4,331	\$ 13,558	\$ 6,102	\$ -	\$ 3,898	\$ 8,315
Cooperative State Research, Education, and Extension Service	\$ 516	\$ 1,617	\$ 840	\$ 823	\$ 461	\$ 992
Economic Research Service	\$ 309	\$ 966	\$ 470	\$ 479	\$ 271	\$ 593
National Agricultural Statistics Service	\$ 819	\$ 2,563	\$ -	\$ 1,275	\$ 731	\$ 1,572
Rural Business and Cooperative Service	\$ 1,581	\$ 4,949	\$ 2,397	\$ 2,453	\$ 1,423	\$ 3,035
Rural Housing Service	\$ 1,581	\$ 4,949	\$ 2,397	\$ 2,453	\$ 1,423	\$ 3,035
Rural Utilities Service	\$ 1,571	\$ 4,914	\$ 2,379	\$ 2,436	\$ 1,411	\$ 3,015
Assistant Secretary for Civil Rights	\$ 146	\$ 458	\$ -	\$ -	\$ 131	\$ 281
Departmental Administration [1]	\$ 8,461	\$ 26,484	\$ -	\$ 1,428	\$ 7,611	\$ 16,245
Office of Communications	\$ 46	\$ 142	\$ -	\$ -	\$ 41	\$ 87
Office of the Chief Financial Officer	\$ 1,630	\$ 5,104	\$ 2,634	\$ -	\$ 1,461	\$ 3,130
Office of the General Counsel	\$ 174	\$ 545	\$ -	\$ -	\$ 151	\$ 335
Office of the Inspector General	\$ 284	\$ 889	\$ -	\$ -	\$ 251	\$ 545
Office of the Secretary	\$ 39	\$ 123	\$ -	\$ -	\$ 24	\$ 75
TOTAL DEPARTMENT OF AGRICULTURE	\$ 83,333	\$ 260,870	\$ 100,246	\$ 102,000	\$ 75,000	\$ 160,000
TOTAL E-GOV FUNDING REQUEST	\$ 83,333	\$ 260,870	\$ 100,246	\$ 102,000	\$ 75,000	\$ 160,000
FY 2007 Total						\$ 3,926,597

Note:
[1] - Includes NAD, OBPA, OCE, OCIO, OCIO-SCMI, and OES.

ATTACHMENT H
DEPARTMENT OF COMMERCE
FY 2007 E-Government Distribution

Department / Bureau	FY 2007				
	E-Rulemaking	International Trade Process Streamlining	Business Gateway	Grants.gov	Integrated Acquisition Environment
Departmental Management	\$ 19,061	\$ -	\$ 1,305	\$ 706	\$ 1,242
Inspector General	\$ -	\$ -	\$ -	\$ -	\$ 449
Economic Development Administration	\$ 10,892	\$ -	\$ 5,219	\$ 138,701	\$ 8,879
Bureau of the Census	\$ 40,844	\$ -	\$ 120,044	\$ -	\$ 16,770
Economics and Statistics Administration	\$ 13,615	\$ -	\$ 12,178	\$ -	\$ 1,913
International Trade Administration	\$ 19,061	\$ 740,000	\$ 16,963	\$ 7,412	\$ 8,412
Bureau of Industry and Security	\$ 111,640	\$ -	\$ 15,658	\$ -	\$ 1,686
Minority Business Development Agency	\$ 21,783	\$ -	\$ -	\$ 14,117	\$ 516
National Oceanic and Atmospheric Administration	\$ 517,357	\$ -	\$ 72,201	\$ 265,579	\$ 87,154
Patent and Trademark Office	\$ 43,567	\$ -	\$ 79,160	\$ -	\$ 30,529
Under Secretary / Office of Technology Policy	\$ 5,446	\$ -	\$ -	\$ -	\$ 145
National Technical Information Service	\$ -	\$ -	\$ -	\$ -	\$ 311
National Institute of Standards & Technology	\$ 35,398	\$ -	\$ 4,349	\$ 94,056	\$ 14,549
National Telecommunications & Information Admin.	\$ 16,338	\$ -	\$ 1,740	\$ -	\$ 1,860
TOTAL DEPARTMENT OF COMMERCE	\$ 855,000	\$ 740,000	\$ 328,817	\$ 520,570	\$ 174,415
E-GOV FUNDING REQUEST	\$ 855,000	\$ 740,000	\$ 328,817	\$ 520,570	\$ 174,415

Department / Bureau	FY 2007					FY 2007 Total
	Financial Management LoB	Human Resources Management LoB	Grants Management LoB	Geospatial LoB	IT Infrastructure LoB	
Departmental Management	\$ 593	\$ 3,412	\$ 82	\$ -	\$ 142	
Inspector General	\$ 214	\$ 481	\$ -	\$ -	\$ 51	
Economic Development Administration	\$ 4,242	\$ 848	\$ 16,026	\$ -	\$ 1,018	
Bureau of the Census	\$ 8,012	\$ 32,270	\$ -	\$ 81,000	\$ 1,923	
Economics and Statistics Administration	\$ 914	\$ 1,895	\$ -	\$ -	\$ 219	
International Trade Administration	\$ 4,019	\$ 8,932	\$ 856	\$ -	\$ 965	
Bureau of Industry and Security	\$ 806	\$ 1,435	\$ -	\$ -	\$ 193	
Minority Business Development Agency	\$ 247	\$ 395	\$ 1,631	\$ -	\$ 59	
National Oceanic and Atmospheric Administration	\$ 41,641	\$ 43,862	\$ 30,685	\$ 81,000	\$ 9,994	
Patent and Trademark Office	\$ 14,586	\$ 24,708	\$ -	\$ -	\$ 3,501	
Under Secretary / Office of Technology Policy	\$ 69	\$ 106	\$ -	\$ -	\$ 17	
National Technical Information Service	\$ 149	\$ 687	\$ -	\$ -	\$ 36	
National Institute of Standards & Technology	\$ 6,951	\$ 10,394	\$ 10,867	\$ -	\$ 1,668	
National Telecommunications & Information Admin.	\$ 889	\$ 1,013	\$ -	\$ -	\$ 213	
TOTAL DEPARTMENT OF COMMERCE	\$ 83,333	\$ 130,435	\$ 60,147	\$ 162,000	\$ 20,000	\$ 3,074,717
E-GOV FUNDING REQUEST	\$ 83,333	\$ 130,435	\$ 60,147	\$ 162,000	\$ 20,000	\$ 3,074,717

ATTACHMENT H
DEPARTMENT OF DEFENSE
FY 2007 E-Government Distribution

Department / Bureau	FY 2007			
	E-Rulemaking	Business Gateway	Grants.gov	Integrated Acquisition Environment
Navy, Marine Corps	\$ -	\$ -	\$ -	\$ -
Army	\$ -	\$ -	\$ -	\$ -
Air Force	\$ -	\$ -	\$ -	\$ -
Defense-wide	\$ 615,000	\$ 328,817	\$ 520,570	\$ 24,135,475
TOTAL DEPARTMENT OF DEFENSE	\$ 615,000	\$ 328,817	\$ 520,570	\$ 24,135,475
E-GOV FUNDING REQUEST	\$ 615,000	\$ 328,817	\$ 520,570	\$ 24,135,475

Department / Bureau	FY 2007							FY 2007 Total
	Geospatial LoB	Financial Management LoB	Human Resources Management LoB	Grants Management LoB	Federal Health Architecture LoB	Budget Formulation and Execution LoB	IT Infrastructure LoB	
Navy, Marine Corps	\$ -	\$ -	\$ -	\$ -	\$ -	\$ -	\$ -	
Army	\$ -	\$ -	\$ -	\$ -	\$ -	\$ -	\$ -	
Air Force	\$ -	\$ -	\$ -	\$ -	\$ -	\$ -	\$ -	
Defense-wide	\$ 42,000	\$ 83,333	\$ 260,870	\$ 60,147	\$ 1,789,590	\$ 75,000	\$ 480,000	
TOTAL DEPARTMENT OF DEFENSE	\$ 42,000	\$ 83,333	\$ 260,870	\$ 60,147	\$ 1,789,590	\$ 75,000	\$ 480,000	\$ 28,390,802
E-GOV FUNDING REQUEST	\$ 42,000	\$ 83,333	\$ 260,870	\$ 60,147	\$ 1,789,590	\$ 75,000	\$ 480,000	\$ 28,390,802

ATTACHMENT H
DEPARTMENT OF EDUCATION
FY 2007 E-Government Distribution

FY 2007				
Department / Bureau	E-Rulemaking	Business Gateway	Grants.gov	Integrated Acquisition Environment
Office of Elementary and Secondary Education	\$ -	\$ -	\$ -	\$ -
Office of Indian Education	\$ -	\$ -	\$ -	\$ -
Office of Innovation and Improvement	\$ -	\$ -	\$ -	\$ -
Office of Safe and Drug-Free Schools	\$ -	\$ -	\$ -	\$ -
Office of English Language Acquisition	\$ -	\$ -	\$ -	\$ -
Office of Special Education and Rehabilitative Services	\$ -	\$ -	\$ -	\$ -
Office of Vocational and Adult Education	\$ -	\$ -	\$ -	\$ -
Office of Postsecondary Education	\$ -	\$ -	\$ -	\$ -
Federal Student Aid	\$ -	\$ -	\$ -	\$ -
Institute of Education Sciences	\$ -	\$ -	\$ -	\$ -
Departmental Management	\$ 155,000	\$ 328,817	\$ 1,073,675	\$ 81,181
TOTAL DEPARTMENT OF EDUCATION	\$ 155,000	\$ 328,817	\$ 1,073,675	\$ 81,181
E-GOV FUNDING REQUEST	\$ 155,000	\$ 328,817	\$ 1,073,675	\$ 81,181

FY 2007							
Department / Bureau	Human Resources Management LoB	Geospatial LoB	Budget Formulation and Execution LoB	Financial Management LoB	Grants Management LoB	IT Infrastructure LoB	
Office of Elementary and Secondary Education	\$ -	\$ -	\$ -	\$ -	\$ -	\$ -	
Office of Indian Education	\$ -	\$ -	\$ -	\$ -	\$ -	\$ -	
Office of Innovation and Improvement	\$ -	\$ -	\$ -	\$ -	\$ -	\$ -	
Office of Safe and Drug-Free Schools	\$ -	\$ -	\$ -	\$ -	\$ -	\$ -	
Office of English Language Acquisition	\$ -	\$ -	\$ -	\$ -	\$ -	\$ -	
Office of Special Education and Rehabilitative Services	\$ -	\$ -	\$ -	\$ -	\$ -	\$ -	
Office of Vocational and Adult Education	\$ -	\$ -	\$ -	\$ -	\$ -	\$ -	
Office of Postsecondary Education	\$ -	\$ -	\$ -	\$ -	\$ -	\$ -	
Federal Student Aid	\$ -	\$ -	\$ -	\$ -	\$ -	\$ -	
Institute of Education Sciences	\$ -	\$ -	\$ -	\$ -	\$ -	\$ -	
Departmental Management	\$ 65,217	\$ 15,000	\$ 75,000	\$ 83,333	\$ 100,246	\$ 20,000	FY 2007 Total
TOTAL DEPARTMENT OF EDUCATION	\$ 65,217	\$ 15,000	\$ 75,000	\$ 83,333	\$ 100,246	\$ 20,000	\$ 1,997,469
E-GOV FUNDING REQUEST	\$ 65,217	\$ 15,000	\$ 75,000	\$ 83,333	\$ 100,246	\$ 20,000	\$ 1,997,469

ATTACHMENT H
DEPARTMENT OF ENERGY
FY 2007 E-Government Distribution

FY 2007				
Department / Bureau	E-Rulemaking	Business Gateway	Grants.gov	Integrated Acquisition Environment
National Nuclear Security Administration	\$ -	\$ -	\$ 40,320	\$ 343,844
Environmental and Other Defense Activities	\$ -	\$ -	\$ 33,346	\$ 281,720
Energy Programs	\$ -	\$ -	\$ 444,555	\$ 147,250
Power Marketing Administration	\$ -	\$ -	\$ -	\$ 27,744
Departmental Administration	\$ 280,000	\$ 131,527	\$ 2,349	\$ 1,501,762
TOTAL DEPARTMENT OF ENERGY	\$ 280,000	\$ 131,527	\$ 520,570	\$ 2,302,320
E-GOV FUNDING REQUEST	\$ 280,000	\$ 131,527	\$ 520,570	\$ 2,302,320

FY 2007							
Department / Bureau	Financial Management LoB	Human Resources Management LoB	Grants Management LoB	Geospatial LoB	Budget Formulation and Execution LoB	IT Infrastructure LoB	
National Nuclear Security Administration	\$ -	\$ -	\$ -	\$ -	\$ -	\$ -	
Environmental and Other Defense Activities	\$ -	\$ -	\$ -	\$ -	\$ -	\$ -	
Energy Programs	\$ -	\$ -	\$ -	\$ -	\$ -	\$ -	
Power Marketing Administration	\$ -	\$ -	\$ -	\$ -	\$ -	\$ -	
Departmental Administration	\$ 83,333	\$ 65,217	\$ 60,147	\$ 42,000	\$ 75,000	\$ 160,000	FY 2007 Total
TOTAL DEPARTMENT OF ENERGY	\$ 83,333	\$ 65,217	\$ 60,147	\$ 42,000	\$ 75,000	\$ 160,000	\$ 3,720,114
E-GOV FUNDING REQUEST	\$ 83,333	\$ 65,217	\$ 60,147	\$ 42,000	\$ 75,000	\$ 160,000	\$ 3,720,114

ATTACHMENT H
DEPARTMENT OF HEALTH AND HUMAN SERVICES
FY 2007 E-Government Distribution

Department / Bureau	FY 2007			
	E-Rulemaking	Business Gateway	Grants.gov	Integrated Acquisition Environment
Administration for Children and Families	\$ -	\$ -	\$ 109,707	\$ 19,500
Administration on Aging	\$ -	\$ -	\$ 17,490	\$ 3,237
Agency for Healthcare Research and Quality	\$ -	\$ -	\$ 12,720	\$ 16,316
Centers for Disease Control and Prevention	\$ -	\$ 109,172	\$ 251,213	\$ 220,224
Centers for Medicare and Medicaid Services	\$ 221,027	\$ 126,989	\$ 17,490	\$ 253,150
Departmental Management	\$ -	\$ 9,543	\$ 69,958	\$ 17,622
Food and Drug Administration	\$ 633,973	\$ 135,800	\$ 11,130	\$ 250,952
Health Resources and Services Administration	\$ -	\$ 21,183	\$ 138,326	\$ 39,146
Indian Health Services	\$ -	\$ 24,038	\$ 15,900	\$ 44,420
National Institutes of Health	\$ -	\$ 239,014	\$ 1,221,088	\$ 441,687
Office of the Inspector General	\$ -	\$ 48,521	\$ -	\$ 13,666
Substance Abuse and Mental Health Services Administration	\$ -	\$ 6,509	\$ 34,979	\$ 12,027
TOTAL DEPARTMENT OF HEALTH AND HUMAN SERVICES	\$ 855,000	\$ 720,767	\$ 1,900,000	\$ 1,331,947
E-GOV FUNDING REQUEST	\$ 855,000	\$ 720,767	\$ 1,900,000	\$ 1,331,947

Department / Bureau	FY 2007							FY 2007 Total
	Financial Management LoB	Human Resources Management LoB	Grants Management LoB	Federal Health Architecture LoB	Geospatial LoB	Budget Formulation and Execution LoB	IT Infrastructure LoB	
Administration for Children and Families	\$ 1,220	\$ 2,631	\$ 5,788	\$ -	\$ -	\$ 1,098	\$ 1,171	
Administration on Aging	\$ 203	\$ 257	\$ 923	\$ -	\$ -	\$ 182	\$ 194	
Agency for Healthcare Research and Quality	\$ 1,021	\$ 610	\$ 671	\$ 72,980	\$ -	\$ 919	\$ 980	
Centers for Disease Control and Prevention	\$ 13,778	\$ 17,771	\$ 13,254	\$ 757,661	\$ 59,357	\$ 12,401	\$ 13,227	
Centers for Medicare and Medicaid Services	\$ 15,838	\$ 9,848	\$ 923	\$ 1,038,700	\$ -	\$ 14,255	\$ 15,205	
Departmental Management	\$ 1,103	\$ 3,686	\$ 3,691	\$ 44,832	\$ 821	\$ 992	\$ 1,058	
Food and Drug Administration	\$ 15,701	\$ 20,477	\$ 587	\$ 536,149	\$ -	\$ 14,131	\$ 15,073	
Health Resources and Services Administration	\$ 2,449	\$ 3,776	\$ 7,298	\$ -	\$ 1,822	\$ 2,204	\$ 2,351	
Indian Health Services	\$ 2,779	\$ 32,015	\$ 839	\$ 137,927	\$ -	\$ 2,501	\$ 2,668	
National Institutes of Health	\$ 27,634	\$ 35,249	\$ 64,426	\$ 797,871	\$ -	\$ 24,871	\$ 26,529	
Office of the Inspector General	\$ 855	\$ 3,022	\$ -	\$ -	\$ -	\$ 770	\$ 821	
Substance Abuse and Mental Health Services Administration	\$ 753	\$ 1,094	\$ 1,846	\$ -	\$ -	\$ 677	\$ 722	
TOTAL DEPARTMENT OF HEALTH AND HUMAN SERVICES	\$ 83,333	\$ 130,435	\$ 100,246	\$ 3,386,120	\$ 62,000	\$ 75,000	\$ 80,000	\$ 8,724,848
E-GOV FUNDING REQUEST	\$ 83,333	\$ 130,435	\$ 100,246	\$ 3,386,120	\$ 62,000	\$ 75,000	\$ 80,000	\$ 8,724,848

ATTACHMENT H
DEPARTMENT OF HOMELAND SECURITY
FY 2007 E-Government Distribution

Department / Bureau	FY 2007					
	E-Rulemaking [1]	Business Gateway [1]	Disaster Management	SAFECOM	Grants.gov [1]	Integrated Acquisition Environment [1]
Office of the Inspector General	\$ [1]	\$ [1]	\$ -	\$ -	\$ [1]	\$ [1]
Citizenship and Immigration Services	\$ [1]	\$ [1]	\$ 507,994	\$ -	\$ [1]	\$ [1]
United States Secret Service	\$ [1]	\$ [1]	\$ 273,535	\$ -	\$ [1]	\$ [1]
United States Coast Guard	\$ [1]	\$ [1]	\$ 1,797,516	\$ -	\$ [1]	\$ [1]
Science and Technology	\$ [1]	\$ [1]	\$ 195,382	\$ 29,735,000	\$ [1]	\$ [1]
Customs & Borer Protection	\$ [1]	\$ [1]	\$ 1,015,987	\$ -	\$ [1]	\$ [1]
FLETC	\$ [1]	\$ [1]	\$ -	\$ -	\$ [1]	\$ [1]
Immigration and Customs Enforcement (ICE)	\$ [1]	\$ [1]	\$ 1,015,987	\$ -	\$ [1]	\$ [1]
Transportation Security Administration	\$ [1]	\$ [1]	\$ 1,055,064	\$ -	\$ [1]	\$ [1]
FEMA	\$ [1]	\$ [1]	\$ 2,618,121	\$ -	\$ [1]	\$ [1]
Preparedness	\$ [1]	\$ [1]	\$ 3,126,115	\$ -	\$ [1]	\$ [1]
US Visit	\$ [1]	\$ [1]	\$ -	\$ -	\$ [1]	\$ [1]
Department Operations	\$ [1]	\$ [1]	\$ 39,076	\$ -	\$ [1]	\$ [1]
DNDO	\$ [1]	\$ [1]	\$ -	\$ -	\$ [1]	\$ [1]
Operations Coordination & Intel & Analysis	\$ [1]	\$ [1]	\$ 625,223	\$ -	\$ [1]	\$ [1]
TOTAL DEPARTMENT OF HOMELAND SECURITY	\$ [1]	\$ [1]	\$ 12,270,000	\$ 29,735,000	\$ [1]	\$ [1]
E-GOV FUNDING REQUEST	\$ 855,000	\$ 720,767	\$ 12,270,000	\$ 29,735,000	\$ 520,570	\$ 1,017,520

Department / Bureau	FY 2007						
	Financial Management LoB [1]	Human Resources Management LoB [1]	Grants Management LoB [1]	Geospatial LoB	Budget Formulation and Execution LoB	IT Infrastructure LoB	Information Systems Security LoB
Departmental Management	\$ [1]	\$ [1]	\$ [1]	\$ -	\$ -	\$ -	\$ -
Office of the Inspector General	\$ [1]	\$ [1]	\$ [1]	\$ -	\$ -	\$ -	\$ -
Citizenship and Immigration Services	\$ [1]	\$ [1]	\$ [1]	\$ -	\$ -	\$ -	\$ -
United States Secret Service	\$ [1]	\$ [1]	\$ [1]	\$ -	\$ -	\$ -	\$ -
Border and Transportation Security	\$ [1]	\$ [1]	\$ [1]	\$ -	\$ -	\$ -	\$ -
United States Coast Guard	\$ [1]	\$ [1]	\$ [1]	\$ -	\$ -	\$ -	\$ -
Emergency Preparedness and Response	\$ [1]	\$ [1]	\$ [1]	\$ -	\$ -	\$ -	\$ -
Science and Technology	\$ [1]	\$ [1]	\$ [1]	\$ -	\$ -	\$ -	\$ -
Information Analysis and Infrastructure Protection	\$ [1]	\$ [1]	\$ [1]	\$ -	\$ -	\$ -	\$ -
Customs & Borer Protection	\$ [1]	\$ [1]	\$ [1]	\$ -	\$ -	\$ -	\$ -
FLETC	\$ [1]	\$ [1]	\$ [1]	\$ -	\$ -	\$ -	\$ 2,000,000
Immigration and Customs Enforcement (ICE)	\$ [1]	\$ [1]	\$ [1]	\$ -	\$ -	\$ -	\$ -
Transportation Security Administration	\$ [1]	\$ [1]	\$ [1]	\$ 62,000	\$ 75,000	\$ 160,000	\$ -
Preparedness	\$ [1]	\$ [1]	\$ [1]	\$ -	\$ -	\$ -	\$ -
US Visit	\$ [1]	\$ [1]	\$ [1]	\$ -	\$ -	\$ -	\$ -
TOTAL DEPARTMENT OF HOMELAND SECURITY	\$ [1]	\$ [1]	\$ [1]	\$ 62,000	\$ 75,000	\$ 160,000	\$ 2,000,000
E-GOV FUNDING REQUEST	\$ 83,333	\$ 260,870	\$ 60,147	\$ 62,000	\$ 75,000	\$ 160,000	\$ 2,000,000
							FY 2007 Total
							\$ 44,302,000
							\$ 47,820,207

Notes:

[1] - Specific discretionary funding for department/bureau activities have yet to be finalized

ATTACHMENT H
DEPARTMENT OF HOUSING AND URBAN DEVELOPMENT
FY 2007 E-Government Distribution

Department / Bureau	FY 2007			
	E-Rulemaking	Business Gateway	Grants.gov	Integrated Acquisition Environment
Public and Indian Housing Programs	\$ -	\$ -	\$ -	\$ -
Community Planning and Development	\$ -	\$ -	\$ -	\$ -
Housing Programs	\$ -	\$ -	\$ -	\$ -
Government National Mortgage Association	\$ -	\$ -	\$ -	\$ -
Policy Development and Research	\$ -	\$ -	\$ -	\$ -
Fair Housing and Equal Opportunity	\$ -	\$ -	\$ -	\$ -
Office of Lead Hazard Control and Healthy Homes	\$ -	\$ -	\$ -	\$ -
Management and Administration	\$ 280,000	\$ 328,817	\$ 1,073,675	\$ 47,438
TOTAL DEPARTMENT OF HOUSING AND URBAN DEVELOPMENT	\$ 280,000	\$ 328,817	\$ 1,073,675	\$ 47,438
E-GOV FUNDING REQUEST	\$ 280,000	\$ 328,817	\$ 1,073,675	\$ 47,438

Department / Bureau	FY 2007					FY 2007 Total
	Financial Management LoB	Human Resources Management LoB	Grants Management LoB	Geospatial LoB	IT Infrastructure LoB	
Public and Indian Housing Programs	\$ -	\$ -	\$ -	\$ -	\$ -	\$ -
Community Planning and Development	\$ -	\$ -	\$ -	\$ -	\$ -	\$ -
Housing Programs	\$ -	\$ -	\$ -	\$ -	\$ -	\$ -
Government National Mortgage Association	\$ -	\$ -	\$ -	\$ -	\$ -	\$ -
Policy Development and Research	\$ -	\$ -	\$ -	\$ -	\$ -	\$ -
Fair Housing and Equal Opportunity	\$ -	\$ -	\$ -	\$ -	\$ -	\$ -
Office of Lead Hazard Control and Healthy Homes	\$ -	\$ -	\$ -	\$ -	\$ -	\$ -
Management and Administration	\$ 83,333	\$ 65,217	\$ 100,246	\$ 35,000	\$ 20,000	\$ 2,033,726
TOTAL DEPARTMENT OF HOUSING AND URBAN DEVELOPMENT	\$ 83,333	\$ 65,217	\$ 100,246	\$ 35,000	\$ 20,000	\$ 2,033,726
E-GOV FUNDING REQUEST	\$ 83,333	\$ 65,217	\$ 100,246	\$ 35,000	\$ 20,000	\$ 2,033,726

ATTACHMENT H
DEPARTMENT OF INTERIOR
FY 2007 E-Government Distribution

FY 2007						
Department / Bureau or Account	Recreation One-Stop	E-Rulemaking	Business Gateway	Geospatial One-Stop	Grants.gov	Integrated Acquisition Environment
Bureau of Land Management	\$ -	\$ -	\$ -	\$ -	\$ -	\$ -
Minerals Management Service	\$ -	\$ -	\$ -	\$ -	\$ -	\$ -
Office of Surface Mining Reclamation and Enforcement	\$ -	\$ -	\$ -	\$ -	\$ -	\$ -
Bureau of Reclamation	\$ -	\$ -	\$ -	\$ -	\$ -	\$ -
Central Utah Project	\$ -	\$ -	\$ -	\$ -	\$ -	\$ -
United States Geological Survey	\$ -	\$ -	\$ -	\$ 1,385,000	\$ -	\$ -
Bureau of Mines	\$ -	\$ -	\$ -	\$ -	\$ -	\$ -
United States Fish and Wildlife Service	\$ -	\$ -	\$ -	\$ -	\$ -	\$ -
National Park Service	\$ -	\$ -	\$ -	\$ -	\$ -	\$ -
Bureau of Indian Affairs	\$ -	\$ -	\$ -	\$ -	\$ -	\$ -
Departmental Management (Working Capital Fund 14X4523)	\$ 200,000	\$ 615,000	\$ 248,586	\$ 300,000	\$ 520,570	\$ 469,759
Insular Affairs	\$ -	\$ -	\$ -	\$ -	\$ -	\$ -
Office of the Solicitor	\$ -	\$ -	\$ -	\$ -	\$ -	\$ -
Office of Inspector General	\$ -	\$ -	\$ -	\$ -	\$ -	\$ -
Natural Resources Damage Assessment and Restoration	\$ -	\$ -	\$ -	\$ -	\$ -	\$ -
Office of Special Trustee for American Indians	\$ -	\$ -	\$ -	\$ -	\$ -	\$ -
National Indian Gaming Commission	\$ -	\$ -	\$ -	\$ -	\$ -	\$ -
TOTAL DEPARTMENT OF THE INTERIOR	\$ 200,000	\$ 615,000	\$ 248,586	\$ 1,685,000	\$ 520,570	\$ 469,759
E-GOV FUNDING REQUEST	\$ 200,000	\$ 615,000	\$ 248,586	\$ 1,685,000	\$ 520,570	\$ 469,759

FY 2007						
Department / Bureau	Financial Management LoB	Human Resources Management LoB	Grants Management LoB	Geospatial LoB	Budget Formulation and Execution LoB	IT Infrastructure LoB
Bureau of Land Management	\$ -	\$ -	\$ -	\$ -	\$ -	\$ -
Minerals Management Service	\$ -	\$ -	\$ -	\$ -	\$ -	\$ -
Office of Surface Mining Reclamation and Enforcement	\$ -	\$ -	\$ -	\$ -	\$ -	\$ -
Bureau of Reclamation	\$ -	\$ -	\$ -	\$ -	\$ -	\$ -
Central Utah Project	\$ -	\$ -	\$ -	\$ -	\$ -	\$ -
United States Geological Survey	\$ -	\$ -	\$ -	\$ 372,000	\$ -	\$ -
Bureau of Mines	\$ -	\$ -	\$ -	\$ -	\$ -	\$ -
United States Fish and Wildlife Service	\$ -	\$ -	\$ -	\$ -	\$ -	\$ -
National Park Service	\$ -	\$ -	\$ -	\$ -	\$ -	\$ -
Bureau of Indian Affairs	\$ -	\$ -	\$ -	\$ -	\$ -	\$ -
Departmental Management (Working Capital Fund 14X4523)	\$ 83,333	\$ 130,435	\$ 60,147	\$ -	\$ 75,000	\$ 80,000
Insular Affairs	\$ -	\$ -	\$ -	\$ -	\$ -	\$ -
Office of the Solicitor	\$ -	\$ -	\$ -	\$ -	\$ -	\$ -
Office of Inspector General	\$ -	\$ -	\$ -	\$ -	\$ -	\$ -
Natural Resources Damage Assessment and Restoration	\$ -	\$ -	\$ -	\$ -	\$ -	\$ -
Office of Special Trustee for American Indians	\$ -	\$ -	\$ -	\$ -	\$ -	\$ -
National Indian Gaming Commission	\$ -	\$ -	\$ -	\$ -	\$ -	\$ -
TOTAL DEPARTMENT OF THE INTERIOR	\$ 83,333	\$ 130,435	\$ 60,147	\$ 372,000	\$ 75,000	\$ 80,000
E-GOV FUNDING REQUEST	\$ 83,333	\$ 130,435	\$ 60,147	\$ 372,000	\$ 75,000	\$ 80,000
FY 2007 Total						\$ 4,539,830
FY 2007 Total						\$ 4,539,830

ATTACHMENT H
DEPARTMENT OF JUSTICE
FY 2007 E-Government Distribution

FY 2007				
Department / Bureau	E-Rulemaking	Business Gateway	Grants.gov	Integrated Acquisition Environment
NSD (OIPR in 06)	\$ -	\$ -	\$ -	\$ 946
Executive Office for Immigration Review	\$ 41,689	\$ 2,044	\$ -	\$ 4,668
Antitrust Division	\$ -	\$ -	\$ -	\$ 3,061
Community Oriented Policing Services	\$ -	\$ -	\$ 56,061	\$ 8,195
Office of the Inspector General	\$ -	\$ -	\$ -	\$ 1,443
Detention Trustee	\$ -	\$ -	\$ -	\$ 24,688
NDIC	\$ -	\$ -	\$ -	\$ 820
Tax Division	\$ -	\$ -	\$ -	\$ 1,711
Criminal Division	\$ 9,616	\$ -	\$ -	\$ 2,786
Civil Division	\$ 4,800	\$ -	\$ -	\$ 4,302
Environment and Natural Resources Div	\$ -	\$ -	\$ -	\$ 1,971
Civil Rights Division	\$ 33,956	\$ 2,926	\$ -	\$ 2,317
Interpol	\$ -	\$ -	\$ -	\$ 437
U.S. Attorneys	\$ 695	\$ -	\$ -	\$ 33,996
U.S. Marshals	\$ 478	\$ -	\$ -	\$ 17,033
Community Relations Service	\$ -	\$ -	\$ -	\$ 203
U.S. Parole Commission	\$ -	\$ -	\$ -	\$ 231
U.S. Trustees	\$ 787	\$ -	\$ -	\$ 4,497
Federal Bureau of Investigation	\$ 24,464	\$ 37,402	\$ -	\$ 123,198
Drug Enforcement Administration	\$ 49,592	\$ 77,099	\$ -	\$ 35,888
Bureau of Alcohol, Tobacco and Firearms	\$ 25,220	\$ 121,621	\$ -	\$ 19,883
Bureau of Prisons (excluding FPI)	\$ 63,869	\$ -	\$ -	\$ 104,750
Federal Prison Industries	\$ -	\$ -	\$ -	\$ 71
Office of Justice Programs	\$ 22,164	\$ 7,494	\$ 464,509	\$ 37,595
OVW	\$ 2,670	\$ -	\$ -	\$ 8,107
Justice Management Division	\$ -	\$ -	\$ -	\$ -
TOTAL DEPARTMENT OF JUSTICE	\$ 280,000	\$ 248,586	\$ 520,570	\$ 442,797
E-GOV FUNDING REQUEST	\$ 280,000	\$ 248,586	\$ 520,570	\$ 442,797

FY 2007								
Department / Bureau	Financial Management LoB	Human Resources Management LoB	Grants Management LoB	Case Management LoB	Geospatial LoB	Budget Formulation and Execution LoB	IT Infrastructure LoB	
NSD (OIPR in 06)	\$ 178	\$ 474	\$ -	\$ -	\$ -	\$ -	\$ -	
Executive Office for Immigration Review	\$ 879	\$ 2,984	\$ -	\$ -	\$ -	\$ -	\$ 1,727	
Antitrust Division	\$ 576	\$ 1,421	\$ -	\$ -	\$ -	\$ -	\$ 1,040	
Community Oriented Policing Services	\$ 1,542	\$ 462	\$ 6,477	\$ -	\$ -	\$ -	\$ 68	
Office of the Inspector General	\$ 272	\$ 1,028	\$ -	\$ -	\$ -	\$ -	\$ 505	
Detention Trustee	\$ 4,646	\$ 48	\$ -	\$ -	\$ -	\$ -	\$ -	
NDIC	\$ 154	\$ 547	\$ -	\$ -	\$ 1,725	\$ -	\$ 950	
Tax Division	\$ 322	\$ 1,199	\$ -	\$ -	\$ -	\$ -	\$ 421	
Criminal Division	\$ 524	\$ 1,700	\$ -	\$ -	\$ -	\$ -	\$ 1,385	
Civil Division	\$ 810	\$ 2,437	\$ -	\$ -	\$ -	\$ -	\$ 367	
Environment and Natural Resources Div	\$ 371	\$ 1,316	\$ -	\$ -	\$ -	\$ -	\$ 450	
Civil Rights Division	\$ 436	\$ 1,531	\$ -	\$ -	\$ 8,124	\$ -	\$ 707	
Interpol	\$ 82	\$ 144	\$ -	\$ -	\$ -	\$ -	\$ 64	
U.S. Attorneys	\$ 6,398	\$ 26,478	\$ -	\$ -	\$ -	\$ -	\$ 16,679	
U.S. Marshals	\$ 3,206	\$ 11,201	\$ -	\$ -	\$ -	\$ -	\$ 3,936	
Community Relations Service	\$ 38	\$ 128	\$ -	\$ -	\$ -	\$ -	\$ 135	
U.S. Parole Commission	\$ 43	\$ 206	\$ -	\$ -	\$ -	\$ -	\$ 86	
U.S. Trustees	\$ 846	\$ 3,032	\$ -	\$ -	\$ -	\$ -	\$ 840	
Federal Bureau of Investigation	\$ 23,185	\$ 75,542	\$ -	\$ -	\$ 43,166	\$ -	\$ 90,763	
Drug Enforcement Administration	\$ 6,754	\$ 21,202	\$ -	\$ -	\$ 3,891	\$ -	\$ 16,087	
Bureau of Alcohol, Tobacco and Firearms	\$ 3,742	\$ 10,798	\$ -	\$ -	\$ 2,158	\$ -	\$ 9,123	
Bureau of Prisons (excluding FPI)	\$ 19,714	\$ 90,199	\$ -	\$ -	\$ -	\$ -	\$ 12,297	
Federal Prison Industries	\$ 13	\$ 5,253	\$ -	\$ -	\$ -	\$ -	\$ 1,274	
Office of Justice Programs	\$ 7,075	\$ 1,538	\$ 53,670	\$ -	\$ 2,936	\$ -	\$ 1,096	
OVW	\$ 1,526	\$ -	\$ -	\$ -	\$ -	\$ -	\$ -	
Justice Management Division	\$ -	\$ -	\$ -	\$ 1,500,000	\$ -	\$ 75,000	\$ -	
TOTAL DEPARTMENT OF JUSTICE	\$ 83,333	\$ 260,870	\$ 60,147	\$ 1,500,000	\$ 62,000	\$ 75,000	\$ 160,000	
E-GOV FUNDING REQUEST	\$ 83,333	\$ 260,870	\$ 60,147	\$ 1,500,000	\$ 62,000	\$ 75,000	\$ 160,000	
								\$ 3,693,303
								\$ 3,693,303

ATTACHMENT H
DEPARTMENT OF LABOR
FY 2007 E-Government Distribution

Department / Bureau	FY 2007			
	E-Rulemaking	Business Gateway	Grants.gov	Integrated Acquisition Environment
Employment and Training Administration	\$ 102,600	\$ 18,019	\$ 411,250	\$ 1,760
Employee Benefits Security Administration	\$ 128,250	\$ 171,182	\$ -	\$ -
Pension Benefit Guaranty Corporation	\$ -	\$ -	\$ -	\$ -
Employment Standards Administration	\$ 145,350	\$ 171,182	\$ -	\$ -
Occupational Safety and Health Administration	\$ 282,150	\$ 171,182	\$ 26,029	\$ -
Mine Safety and Health Administration	\$ 179,550	\$ 171,182	\$ 5,206	\$ 1,760
Bureau of Labor Statistics	\$ -	\$ -	\$ 20,822	\$ 6,163
Departmental Management	\$ 17,100	\$ 18,020	\$ 57,263	\$ 166,415
TOTAL DEPARTMENT OF LABOR	\$ 855,000	\$ 720,767	\$ 520,570	\$ 176,098
E-GOV FUNDING REQUEST	\$ 855,000	\$ 720,767	\$ 520,570	\$ 176,098

Department / Bureau	FY 2007						FY 2007 Total
	Financial Management LoB	Human Resources Management LoB	Grants Management LoB	Geospatial LoB	Budget Formulation and Execution LoB	IT Infrastructure LoB	
Employment and Training Administration	\$ -	\$ -	\$ 79,195	\$ -	\$ -	\$ -	
Employee Benefits Security Administration	\$ -	\$ -	\$ -	\$ -	\$ -	\$ -	
Pension Benefit Guaranty Corporation	\$ -	\$ -	\$ -	\$ -	\$ -	\$ -	
Employment Standards Administration	\$ -	\$ -	\$ -	\$ -	\$ -	\$ -	
Occupational Safety and Health Administration	\$ -	\$ -	\$ 5,012	\$ -	\$ -	\$ -	
Mine Safety and Health Administration	\$ -	\$ -	\$ 1,002	\$ -	\$ -	\$ -	
Bureau of Labor Statistics	\$ -	\$ -	\$ 4,010	\$ 15,000	\$ -	\$ -	
Departmental Management	\$ 83,333	\$ 65,217	\$ 11,027	\$ -	\$ 75,000	\$ 20,000	
TOTAL DEPARTMENT OF LABOR	\$ 83,333	\$ 65,217	\$ 100,246	\$ 15,000	\$ 75,000	\$ 20,000	\$ 2,631,231
E-GOV FUNDING REQUEST	\$ 83,333	\$ 65,217	\$ 100,246	\$ 15,000	\$ 75,000	\$ 20,000	\$ 2,631,231

ATTACHMENT H
DEPARTMENT OF STATE
FY 2007 E-Government Distribution

FY 2007					
Department / Bureau	E-Rulemaking	Business Gateway	Grants.gov	E-Payroll	Integrated Acquisition Environment
Department of State, Capital Investment Fund Account (19X0120)	\$ 155,000	\$ 248,586	\$ 130,000	\$ 445,000	\$ 444,125
TOTAL DEPARTMENT OF STATE	\$ 155,000	\$ 248,586	\$ 130,000	\$ 445,000	\$ 444,125
E-GOV FUNDING REQUEST	\$ 155,000	\$ 248,586	\$ 130,000	\$ 445,000	\$ 441,677

FY 2007							
Department / Bureau	Financial Management LoB	Human Resources Management LoB	Grants Management LoB	Geospatial LoB	Budget Formulation and Execution LoB	IT Infrastructure LoB	
Department of State, Capital Investment Fund Account (19X0120)	\$ 83,333	\$ 65,217	\$ 30,074	\$ 35,000	\$ 75,000	\$ 80,000	FY 2007 Total
TOTAL DEPARTMENT OF STATE	\$ 83,333	\$ 65,217	\$ 30,074	\$ 35,000	\$ 75,000	\$ 80,000	\$ 1,791,335
E-GOV FUNDING REQUEST	\$ 83,333	\$ 65,217	\$ 30,074	\$ 35,000	\$ 75,000	\$ 80,000	\$ 1,788,887

ATTACHMENT H
DEPARTMENT OF TRANSPORTATION
FY 2007 E-Government Distribution

Department / Bureau	FY 2007			
	E-Rulemaking	Business Gateway	Grants.gov	Integrated Acquisition Environment
Office of the Secretary	\$ 310,194	\$ 45,618	\$ 2,743	\$ 8,812
Federal Aviation Administration	\$ 92,082	\$ 228,090	\$ 216,410	\$ 42,455
Federal Highway Administration	\$ 41,211	\$ 45,618	\$ 663,720	\$ 44,511
Federal Motor Carrier Safety Administration	\$ 87,552	\$ 91,236	\$ 8,216	\$ 3,717
National Highway Traffic Safety Administration	\$ 215,802	\$ 91,236	\$ 12,852	\$ 2,806
Federal Railroad Administration	\$ 24,282	\$ 91,236	\$ 17,031	\$ 3,862
Federal Transit Administration	\$ 2,223	\$ 27,371	\$ 139,490	\$ 5,385
Saint Lawrence Seaway Development Corporation	\$ 86	\$ 6,843	\$ 126	\$ 246
Pipeline and Hazardous Materials Safety Administration	\$ 76,523	\$ 45,618	\$ 2,349	\$ 2,089
Research and Innovative Technology Administration	\$ 428	\$ 6,843	\$ 126	\$ 12,224
Office of Inspector General	\$ -	\$ 6,844	\$ 1,009	\$ -
Surface Transportation Board	\$ -	\$ 6,843	\$ 347	\$ -
Maritime Administration	\$ 4,617	\$ 27,371	\$ 9,256	\$ 43,713
TOTAL DEPARTMENT OF TRANSPORTATION	\$ 855,000	\$ 720,767	\$ 1,073,675	\$ 169,820
E-GOV FUNDING REQUEST	\$ 855,000	\$ 720,767	\$ 1,073,675	\$ 169,820

Department / Bureau	FY 2007					FY 2007 Total
	Financial Management LoB	Human Resources Management LoB	Grants Management LoB	Geospatial LoB	IT Infrastructure LoB	
Office of the Secretary	\$ 3,367	\$ 1,645	\$ 256	\$ 54,891	\$ 456	
Federal Aviation Administration	\$ 45,787	\$ 109,072	\$ 20,206	\$ 1,495	\$ 15,010	
Federal Highway Administration	\$ 17,121	\$ 6,725	\$ 61,970	\$ 166	\$ 1,692	
Federal Motor Carrier Safety Administration	\$ 3,333	\$ 2,561	\$ 767	\$ 743	\$ 402	
National Highway Traffic Safety Administration	\$ 1,492	\$ 1,428	\$ 1,200	\$ 9	\$ 510	
Federal Railroad Administration	\$ 1,650	\$ 1,877	\$ 1,590	\$ -	\$ 407	
Federal Transit Administration	\$ 3,683	\$ 1,168	\$ 13,024	\$ 274	\$ 247	
Saint Lawrence Seaway Development Corporation	\$ -	\$ 341	\$ 12	\$ -	\$ 33	
Pipeline and Hazardous Materials Safety Administration	\$ 967	\$ 780	\$ 219	\$ 2,168	\$ 234	
Research and Innovative Technology Administration	\$ 3,525	\$ 1,688	\$ 12	\$ -	\$ 548	
Office of Inspector General	\$ 608	\$ 990	\$ 94	\$ 2,254	\$ 191	
Surface Transportation Board	\$ 242	\$ 312	\$ 32	\$ -	\$ -	
Maritime Administration	\$ 1,558	\$ 1,848	\$ 864	\$ -	\$ 270	
TOTAL DEPARTMENT OF TRANSPORTATION	\$ 83,333	\$ 130,435	\$ 100,246	\$ 62,000	\$ 20,000	\$ 3,215,276
E-GOV FUNDING REQUEST	\$ 83,333	\$ 130,435	\$ 100,246	\$ 62,000	\$ 20,000	\$ 3,215,276

ATTACHMENT H
DEPARTMENT OF TREASURY
FY 2007 E-Government Distribution

FY 2007					
Department / Bureau	IRS Free File	E-Rulemaking	Business Gateway	Grants.gov	Integrated Acquisition Environment
Departmental Offices	\$ -	\$ 615,000	\$ 720,767		\$ 12,593
Financial Crimes Enforcement Network	\$ -	\$ -	\$ -	\$ -	\$ 2,208
Interagency Law Enforcement	\$ -	\$ -	\$ -	\$ -	\$ -
Financial Management Service	\$ -	\$ -	\$ -	\$ -	\$ 7,086
Federal Financing Bank	\$ -	\$ -	\$ -	\$ -	\$ 97
Alcohol and Tobacco Tax and Trade Bureau	\$ -	\$ -	\$ -	\$ -	\$ 2,733
Bureau of Engraving and Printing	\$ -	\$ -	\$ -	\$ -	\$ 11,543
United States Mint	\$ -	\$ -	\$ -	\$ -	\$ 12,295
Bureau of the Public Debt	\$ -	\$ -	\$ -	\$ -	\$ 5,307
Internal Revenue Service	\$ 70,000	\$ -	\$ -	\$ 25,000	\$ 320,349
Office of Housing Finance Oversight	\$ -	\$ -	\$ -	\$ -	\$ -
Comptroller of the Currency	\$ -	\$ -	\$ -	\$ -	\$ 17,554
Office of Thrift Supervision	\$ -	\$ -	\$ -	\$ -	\$ 6,529
Interest on the Public Dept	\$ -	\$ -	\$ -	\$ -	\$ -
Community Development Financial Insti. Funds	\$ -	\$ -	\$ -	\$ 50,000	\$ 467
DC Pensions	\$ -	\$ -	\$ -	\$ -	\$ 752
Executive Office for Asset Forfeiture	\$ -	\$ -	\$ -	\$ -	\$ 147
Office of Inspector General	\$ -	\$ -	\$ -	\$ -	\$ 510
Treasury Franchise Fund	\$ -	\$ -	\$ -	\$ -	\$ 26,672
Inspector General for Tax Administration	\$ -	\$ -	\$ -	\$ -	\$ 3,998
TOTAL DEPARTMENT OF THE TREASURY	\$ 70,000	\$ 615,000	\$ 720,767	\$ 75,000	\$ 430,840
E-GOV FUNDING REQUEST	\$ 70,000	\$ 615,000	\$ 720,767	\$ 75,000	\$ 430,840

FY 2007						
Department / Bureau	Financial Management LoB	Human Resources Management LoB	Grants Management LoB	Geospatial LoB	Budget Formulation and Execution LoB	IT Infrastructure LoB
Departmental Offices	\$ -	\$ 2,849	\$ 30,074	\$ 15,000	\$ 5,358	\$ 4,029
Financial Crimes Enforcement Network	\$ -	\$ 680	\$ -	\$ -	\$ 5,357	\$ 1,138
Interagency Law Enforcement	\$ -	\$ -	\$ -	\$ -	\$ -	\$ -
Financial Management Service	\$ -	\$ 4,355	\$ -	\$ -	\$ 5,357	\$ 9,613
Federal Financing Bank	\$ -	\$ -	\$ -	\$ -	\$ -	\$ -
Alcohol and Tobacco Tax and Trade Bureau	\$ -	\$ 1,100	\$ -	\$ -	\$ 5,357	\$ 2,579
Bureau of Engraving and Printing	\$ -	\$ 4,744	\$ -	\$ -	\$ 5,357	\$ 1,640
United States Mint	\$ -	\$ 4,044	\$ -	\$ -	\$ 5,357	\$ 4,765
Bureau of the Public Debt	\$ 83,333	\$ 4,000	\$ -	\$ -	\$ 5,357	\$ 3,722
Internal Revenue Service	\$ -	\$ 229,514	\$ -	\$ -	\$ 5,358	\$ 124,968
Office of Housing Finance Oversight	\$ -	\$ -	\$ -	\$ -	\$ -	\$ -
Comptroller of the Currency	\$ -	\$ 5,800	\$ -	\$ -	\$ 5,357	\$ 5,319
Office of Thrift Supervision	\$ -	\$ 1,757	\$ -	\$ -	\$ 5,357	\$ 1,213
Interest on the Public Dept	\$ -	\$ -	\$ -	\$ -	\$ -	\$ -
Community Development Financial Insti. Funds	\$ -	\$ -	\$ -	\$ -	\$ 5,357	\$ 392
DC Pensions	\$ -	\$ -	\$ -	\$ -	\$ -	\$ -
Executive Office for Asset Forfeiture	\$ -	\$ -	\$ -	\$ -	\$ -	\$ -
Office of Inspector General	\$ -	\$ 277	\$ -	\$ -	\$ 5,357	\$ 622
Treasury Franchise Fund	\$ -	\$ -	\$ -	\$ -	\$ 5,357	\$ -
Inspector General for Tax Administration	\$ -	\$ 1,751	\$ -	\$ -	\$ 5,357	\$ -
TOTAL DEPARTMENT OF THE TREASURY	\$ 83,333	\$ 260,870	\$ 30,074	\$ 15,000	\$ 75,000	\$ 160,000
E-GOV FUNDING REQUEST	\$ 83,333	\$ 260,870	\$ 30,074	\$ 15,000	\$ 75,000	\$ 160,000
						FY 2007 Total
						\$ 2,535,884
						\$ 2,535,884

ATTACHMENT H
DEPARTMENT OF VETERANS AFFAIRS
FY 2007 E-Government Distribution

Department / Bureau	FY 2007			
	E-Rulemaking	Business Gateway	Grants.gov	Integrated Acquisition Environment
Medical Programs	\$ -	\$ -	\$ -	\$ -
Benefits Programs	\$ -	\$ -	\$ 130,000	\$ -
Office of Information & Technology	\$ 280,000	\$ -	\$ -	\$ -
Departmental Administration	\$ -	\$ 328,817	\$ -	\$ 1,405,254
TOTAL DEPARTMENT OF VETERANS AFFAIRS	\$ 280,000	\$ 328,817	\$ 130,000	\$ 1,405,254
E-GOV FUNDING REQUEST	\$ 280,000	\$ 328,817	\$ 130,000	\$ 1,405,254

Department / Bureau	FY 2007							
	Financial Management LoB	Human Resources Management LoB	Grants Management LoB	Federal Health Architecture LoB	Geospatial LoB	Budget Formulation and Execution LoB	IT Infrastructure LoB	
Medical Programs	\$ -	\$ -	\$ -	\$ 1,789,590	\$ -	\$ -	\$ -	
Benefits Programs	\$ -	\$ -	\$ 30,074	\$ -	\$ -	\$ -	\$ -	
Office of Information & Technology	\$ -	\$ -	\$ -	\$ -	\$ 15,000	\$ 75,000	\$ 80,000	
Departmental Administration	\$ 83,333	\$ 260,870	\$ -	\$ -	\$ -	\$ -	\$ -	
TOTAL DEPARTMENT OF VETERANS AFFAIRS	\$ 83,333	\$ 260,870	\$ 30,074	\$ 1,789,590	\$ 15,000	\$ 75,000	\$ 80,000	\$ 4,477,938
E-GOV FUNDING REQUEST	\$ 83,333	\$ 260,870	\$ 30,074	\$ 1,789,590	\$ 15,000	\$ 75,000	\$ 80,000	\$ 4,477,938

ATTACHMENT H
GENERAL SERVICES ADMINISTRATION
FY 2007 E-Government Distribution

Department / Bureau or Account	FY 2007					
	USA Services [1]	E-Rulemaking	Federal Asset Sales	Business Gateway	E-Gov Travel [2]	Integrated Acquisition Environment
General Activities (FCIC Fund)	\$ -	\$ -	\$ -	\$ -	\$ -	\$ -
FCIC Appropriated - Fund 105	\$ 6,331,000	\$ -	\$ -	\$ -	\$ -	\$ -
FCIC Reimbursable - Fund 105	\$ -	\$ -	\$ -	\$ -	\$ -	\$ -
Operating Expense - Direct Fund 142	\$ 1,530,000	\$ -	\$ 633,000	\$ -	\$ -	\$ -
General Activities (Working Capital Fund)	\$ -	\$ -	\$ -	\$ -	\$ -	\$ 2,286,886
CAO - In Kind-transfer	\$ -	\$ -	\$ -	\$ -	\$ -	\$ 1,618,634
Supply and Technology Activities (General Supply Fund)	\$ -	\$ -	\$ 1,199,866	\$ -	\$ 6,594,000	\$ -
General Activities (Governmentwide Policy)	\$ -	\$ 280,000	\$ -	\$ 68,394	\$ -	\$ -
Real Property Activities (Federal Buildings Fund)	\$ -	\$ -	\$ -	\$ -	\$ -	\$ -
TOTAL GENERAL SERVICES ADMINISTRATION	\$ 7,861,000	\$ 280,000	\$ 1,832,866	\$ 68,394	\$ 6,594,000	\$ 3,905,520
E-GOV FUNDING REQUEST	\$ 9,311,434	\$ 280,000	\$ 1,832,866	\$ 68,394	\$ 3,120,000	\$ 3,905,520

Department / Bureau	FY 2007					FY 2007 Total
	Financial Management LoB	Human Resources Management LoB	Geospatial LoB	Budget Formulation and Execution LoB	IT Infrastructure LoB	
Working Capital Fund	\$ 83,333	\$ 65,217	\$ -	\$ 75,000	\$ 20,000	
PBS Appropriated	\$ -	\$ -	\$ 35,000	\$ -	\$ -	
General Supply Fund - IFF Revenue	\$ -	\$ -	\$ -	\$ -	\$ -	
TOTAL GENERAL SERVICES ADMINISTRATION	\$ 83,333	\$ 65,217	\$ 35,000	\$ 75,000	\$ 20,000	\$ 20,820,330
E-GOV FUNDING REQUEST	\$ 83,333	\$ 65,217	\$ 35,000	\$ 75,000	\$ 20,000	\$ 18,796,764

Notes:

[1] Decrease in funding due to decrease in previously projected costs of project

[2] Agency contributing funds beyond the requested amount due to delays in agency deployments of E-Travel solution

ATTACHMENT H
OTHER AGENCIES
FY 2007 E-Government Distribution

Agencies without Bureau Breakouts

U.S. Army Corps of Engineers
Environmental Protection Agency
National Aeronautics and Space Administration
National Archives and Records Administration
National Science Foundation
Nuclear Regulatory Commission
Office of Personnel Management
Small Business Administration
Smithsonian Institution
Social Security Administration
U.S. Agency for International Development

Attachment I
FY 2006 Agency Funding for E-Gov and LoB Initiatives by Agency

Agency	Initiative	FY 2006 Agency Contributions*
Corporation for National Community Service	Grants.gov	\$226,340
	Grants Management LoB	\$14,450
	CNCS Total	\$240,790
Department of Agriculture	Recreation One-Stop	\$50,000
	GovBenefits.gov	\$322,583
	E-Rulemaking	\$825,000
	Business Gateway	\$825,216
	Geospatial One-Stop	\$300,000
	Grants.gov	\$754,467
	Integrated Acquisition Environment	\$455,884
	E-Authentication	\$450,000
	Financial Management LoB	\$83,333
	Human Resources Management LoB	\$181,818
	Grants Management LoB	\$28,900
USDA Total	\$4,277,201	
Department of Commerce	E-Rulemaking	\$825,000
	International Trade Process Streamlining	\$730,000
	Business Gateway	\$515,760
	Geospatial One-Stop	\$300,000
	Grants.gov	\$452,680
	E-Gov Travel	\$191,151
	Integrated Acquisition Environment	\$159,491
	E-Authentication	\$450,000
	Financial Management LoB	\$83,333
	Human Resources Management LoB	\$90,909
	Grants Management LoB	\$28,900
DoC Total	\$3,827,224	

Attachment I
FY 2006 Agency Funding for E-Gov and LoB Initiatives by Agency

Agency	Initiative	FY 2006 Agency Contributions*
Department of Defense	E-Rulemaking	\$1,150,000
	Business Gateway	\$515,760
	Geospatial One-Stop	\$200,000
	Grants.gov	\$452,680
	Integrated Acquisition Environment	\$23,432,500
	E-Authentication	\$450,000
	Financial Management LoB	\$83,333
	Human Resources Management LoB	\$181,818
	Grants Management LoB	\$28,900
	Federal Health Architecture LoB	\$1,720,760
	DoD Total	\$28,215,751
Department of Education	GovBenefits.gov	\$322,583
	E-Rulemaking	\$175,000
	Business Gateway	\$515,760
	Geospatial One-Stop	\$100,000
	Grants.gov	\$754,467
	E-Gov Travel	\$534,976
	Integrated Acquisition Environment	\$54,782
	E-Authentication	\$450,000
	Financial Management LoB	\$83,333
	Human Resources Management LoB	\$45,455
	Grants Management LoB	\$86,700
	ED Total	\$3,123,056

Attachment I
FY 2006 Agency Funding for E-Gov and LoB Initiatives by Agency

Agency	Initiative	FY 2006 Agency Contributions*
Department of Energy	GovBenefits.gov	\$161,282
	E-Rulemaking	\$825,000
	Business Gateway	\$171,920
	Geospatial One-Stop	\$100,000
	Grants.gov	\$452,680
	E-Gov Travel	\$181,010
	Integrated Acquisition Environment	\$2,259,236
	E-Authentication	\$450,000
	Financial Management LoB	\$83,333
	Human Resources Management LoB	\$45,455
	Grants Management LoB	\$14,450
	DoE Total	\$4,744,366
Department of Health and Human Services	GovBenefits.gov	\$322,583
	E-Rulemaking	\$825,000
	Business Gateway	\$825,216
	Geospatial One-Stop	\$100,000
	Grants.gov	\$754,467
	E-Gov Travel	\$1,316,646
	Integrated Acquisition Environment	\$1,083,411
	E-Authentication	\$450,000
	Financial Management LoB	\$83,333
	Human Resources Management LoB	\$90,909
	Grants Management LoB	\$86,700
Federal Health Architecture LoB	\$2,294,346	
	HHS Total	\$8,232,611
Department of Homeland Security	GovBenefits.gov	\$161,282
	E-Rulemaking	\$825,000
	Business Gateway	\$825,216
	Geospatial One-Stop	\$150,000
	Disaster Management	\$12,270,000
	SAFECOM	\$20,500,000
	Grants.gov	\$452,680
	E-Gov Travel	\$804,795
	Integrated Acquisition Environment	\$1,017,654
	E-Authentication	\$450,000
	Financial Management LoB	\$83,333
Human Resources Management LoB	\$181,818	
	DHS Total	\$37,721,778

Attachment I
FY 2006 Agency Funding for E-Gov and LoB Initiatives by Agency

Agency	Initiative	FY 2006 Agency Contributions*
Department of Housing and Urban Development	GovBenefits.gov	\$322,583
	E-Rulemaking	\$825,000
	Business Gateway	\$515,760
	Geospatial One-Stop	\$100,000
	Grants.gov	\$754,467
	E-Gov Travel	\$394,858
	Integrated Acquisition Environment	\$54,429
	E-Authentication	\$450,000
	Financial Management LoB	\$83,333
	Grants Management LoB	\$86,700
	HUD Total	\$3,587,130
Department of Justice	E-Rulemaking	\$825,000
	Business Gateway	\$322,350
	Geospatial One-Stop	\$100,000
	Grants.gov	\$452,680
	E-Gov Travel	\$100,756
	Integrated Acquisition Environment	\$433,101
	E-Authentication	\$450,000
	Financial Management LoB	\$83,333
	Human Resources Management LoB	\$181,818
	Grants Management LoB	\$57,800
	Case Management LoB	\$1,500,000
		DoJ Total
Department of Labor	GovBenefits.gov	\$2,000,000
	E-Rulemaking	\$825,000
	Business Gateway	\$825,216
	Geospatial One-Stop	\$100,000
	Grants.gov	\$754,467
	E-Gov Travel	\$167,252
	Integrated Acquisition Environment	\$166,411
	E-Authentication	\$450,000
	Financial Management LoB	\$83,333
	Human Resources Management LoB	\$45,455
	Grants Management LoB	\$57,800
	DoL Total	\$5,474,934

Attachment I
FY 2006 Agency Funding for E-Gov and LoB Initiatives by Agency

Agency	Initiative	FY 2006 Agency Contributions*
Department of State	GovBenefits.gov	\$241,938
	E-Rulemaking	\$365,000
	Business Gateway	\$171,920
	Geospatial One-Stop	\$30,000
	Grants.gov	\$226,340
	E-Gov Travel	\$31,771
	Integrated Acquisition Environment	\$342,634
	E-Authentication	\$450,000
	Financial Management LoB	\$83,333
	Human Resources Management LoB	\$45,455
	Grants Management LoB	\$14,450
	State Total	\$2,002,841
Department of the Interior	Recreation One-Stop	\$200,000
	E-Rulemaking	\$825,000
	Business Gateway	\$322,350
	Geospatial One-Stop	\$510,000
	Grants.gov	\$452,680
	E-Gov Travel	\$1,135,551
	Integrated Acquisition Environment	\$396,566
	E-Authentication	\$450,000
	Financial Management LoB	\$83,333
	Human Resources Management LoB	\$90,909
	Grants Management LoB	\$14,450
	DoI Total	\$4,480,839
Department of the Treasury	IRS Free File	\$70,000
	E-Rulemaking	\$825,000
	Business Gateway	\$1,547,280
	Geospatial One-Stop	\$100,000
	Grants.gov	\$226,340
	E-Gov Travel	\$322,578
	Integrated Acquisition Environment	\$188,357
	E-Authentication	\$450,000
	Financial Management LoB	\$83,333
	Human Resources Management LoB	\$181,818
	Grants Management LoB	\$14,450
	Treasury Total	\$4,009,156

Attachment I
FY 2006 Agency Funding for E-Gov and LoB Initiatives by Agency

Agency	Initiative	FY 2006 Agency Contributions*
Department of Transportation	E-Rulemaking	\$825,000
	Business Gateway	\$825,216
	Geospatial One-Stop	\$150,000
	Grants.gov	\$754,467
	E-Payroll	\$850,000
	Integrated Acquisition Environment	\$255,065
	E-Authentication	\$450,000
	Financial Management LoB	\$83,333
	Human Resources Management LoB	\$90,909
	Grants Management LoB	\$86,700
	DoT Total	\$4,370,690
Department of Veterans Affairs	GovBenefits.gov	\$322,583
	E-Rulemaking	\$365,000
	Business Gateway	\$322,350
	Geospatial One-Stop	\$30,000
	Grants.gov	\$226,340
	E-Gov Travel	\$184,166
	Integrated Acquisition Environment	\$1,368,755
	E-Authentication	\$450,000
	Financial Management LoB	\$83,333
	Human Resources Management LoB	\$181,818
	Grants Management LoB	\$14,450
	Federal Health Architecture LoB	\$1,720,760
	VA Total	\$5,269,555
Environmental Protection Agency	E-Rulemaking	\$365,000
	Business Gateway	\$515,760
	Geospatial One-Stop	\$150,000
	Grants.gov	\$452,680
	E-Gov Travel	\$319,632
	Integrated Acquisition Environment	\$133,785
	E-Authentication	\$450,000
	Financial Management LoB	\$83,333
	Human Resources Management LoB	\$45,455
	Grants Management LoB	\$14,450
	EPA Total	\$2,530,095

Attachment I
FY 2006 Agency Funding for E-Gov and LoB Initiatives by Agency

Agency	Initiative	FY 2006 Agency Contributions*
General Services Administration	USA Services	\$9,229,254
	E-Rulemaking	\$175,000
	Federal Asset Sales	\$2,416,244
	Business Gateway	\$64,470
	Geospatial One-Stop	\$100,000
	E-Gov Travel	\$6,459,990
	Integrated Acquisition Environment	\$2,830,707
	E-Authentication	\$631,149
	Financial Management LoB	\$83,333
	Human Resources Management LoB	\$45,455
	GSA Total	\$22,035,602
Institute of Museum and Library Services	Grants.gov	\$226,340
	Grants Management LoB	\$14,450
		IMLS Total
National Aeronautics and Space Administration	E-Rulemaking	\$365,000
	Business Gateway	\$64,470
	Geospatial One-Stop	\$300,000
	Grants.gov	\$452,680
	E-Gov Travel	\$508,072
	Integrated Acquisition Environment	\$1,264,037
	E-Authentication	\$450,000
	Financial Management LoB	\$83,333
	Human Resources Management LoB	\$45,455
	NASA Total	\$3,533,047
National Archives and Records Administration	Geospatial One-Stop	\$30,000
	Grants.gov	\$226,340
	E-Gov Travel	\$277,500
		NARA Total
National Endowment for the Arts	Grants.gov	\$226,340
		NEA Total
National Endowment for the Humanities	Grants.gov	\$226,340
	Grants Management LoB	\$14,450
		NEH Total

Attachment I
FY 2006 Agency Funding for E-Gov and LoB Initiatives by Agency

Agency	Initiative	FY 2006 Agency Contributions*
National Science Foundation	E-Rulemaking	\$175,000
	Business Gateway	\$64,470
	Geospatial One-Stop	\$100,000
	Grants.gov	\$452,680
	E-Gov Travel	\$242,020
	Integrated Acquisition Environment	\$8,314
	E-Authentication	\$450,000
	Financial Management LoB	\$83,333
	Human Resources Management LoB	\$45,455
	Grants Management LoB	\$57,800
	NSF Total	\$1,679,072
Nuclear Regulatory Commission	Geospatial One-Stop	\$100,000
	E-Gov Travel	\$277,500
	Integrated Acquisition Environment	\$4,720
	NRC Total	\$382,220
Office of Personnel Management	E-Rulemaking	\$175,000
	Business Gateway	\$171,920
	Geospatial One-Stop	\$30,000
	E-Training	\$500,000
	EHRI	\$6,983,000
	E-Payroll	\$1,400,000
	E-Gov Travel	\$232,601
	Integrated Acquisition Environment	\$17,306
	E-Authentication	\$450,000
	Financial Management LoB	\$83,333
	Human Resources Management LoB	\$1,450,000
	OPM Total	\$11,493,160
Small Business Administration	E-Rulemaking	\$175,000
	Business Gateway	\$64,470
	Geospatial One-Stop	\$30,000
	Grants.gov	\$226,340
	E-Gov Travel	\$297,812
	Integrated Acquisition Environment	\$2,885
	E-Authentication	\$450,000
	Financial Management LoB	\$83,333
	SBA Total	\$1,329,840

Attachment I
FY 2006 Agency Funding for E-Gov and LoB Initiatives by Agency

Agency	Initiative	FY 2006 Agency Contributions*
Smithsonian	Geospatial One-Stop	\$30,000
	Smith Total	\$30,000
Social Security Administration	GovBenefits.gov	\$322,583
	E-Rulemaking	\$175,000
	Business Gateway	\$322,350
	Geospatial One-Stop	\$30,000
	E-Vital	\$21,185,770
	Grants.gov	\$226,340
	E-Gov Travel	\$206,400
	Integrated Acquisition Environment	\$33,075
	E-Authentication	\$450,000
	Financial Management LoB	\$83,333
	Human Resources Management LoB	\$90,909
	SSA Total	\$23,125,760
U.S. Agency for International Development	Geospatial One-Stop	\$30,000
	Grants.gov	\$452,680
	E-Gov Travel	\$165,082
	Integrated Acquisition Environment	\$86,893
	E-Authentication	\$450,000
	Financial Management LoB	\$83,333
	Human Resources Management LoB	\$45,455
	Grants Management LoB	\$14,450
USAID Total	\$1,327,893	
U.S. Army Corps of Engineers	Recreation One-Stop	\$50,000
	Geospatial One-Stop	\$100,000
	USACE Total	\$150,000
Grand Total		\$192,943,209

Attachment I
FY 2006 Agency Funding for E-Gov and LoB Initiatives by Agency

Agency	Initiative	FY 2006 Agency Contributions*
--------	------------	-------------------------------

Note:

* - Agency contributions reflect commitments of funding and/or in-kind services provided by partner agencies to initiative managing partner agencies in support of developing, implementing, and/or migrating to E-Gov common solutions. Contribution amounts are determined annually through collaborative, inter-agency E-Gov initiative governance structures and subject to approval by OMB.

"Fee-for-service" reimbursements represent transfers of funds by partner agencies to initiative service providers in exchange for services rendered by initiative service providers. The amounts are typically based on a transaction/usage-based fee structure (e.g., for payroll processing, payroll service providers base their service fees on the number of employees at a customer agency). Initiative service providers use fees collected from partner agencies to cover ongoing operational costs, perform routine maintenance, and support their customer base.

Once an initiative has completed all implementation and migration activities, an initiative will no longer be funded through agency funding contributions but rather will be exclusively funded through fee-for-service agreements.

ATTACHMENT J
DEPARTMENT OF AGRICULTURE
FY 2006 E-Government Distribution

FY 2006						
Department / Bureau	Recreation One-Stop [2]	GovBenefits.gov	E-Rulemaking [3]	Business Gateway	Geospatial One-Stop	Grants.gov
Office of the Secretary						
Executive Operations (OCFO)						\$ 9,696
Office of Civil Rights						
Departmental Administration [1]				\$ 1,928	\$ 789	
Office of Communications						
Office of the Inspector General						
Office of the General Counsel						
Economic Research Service					\$ 1,810	\$ 4,396
National Agricultural Statistics Service					\$ 5,127	
Agricultural Research Service						\$ 53,784
Cooperative State Research, Education, and Extension Service		\$ 7,622	\$ 3,562		\$ 2,854	\$ 7,080
Animal and Plant Health Inspection Service			\$ 42,804	\$ 82,229		\$ 84,199
Food Safety and Inspection Service			\$ 38,785	\$ 73,924	\$ 30,492	
Grain Inspection, Packers and Stockyards Administration			\$ 4,009	\$ 7,681		
Agricultural Marketing Service			\$ 10,969	\$ 20,810		\$ 20,301
Risk Management Agency		\$ 5,471	\$ 2,549		\$ 2,011	
Farm Service Agency		\$ 110,868	\$ 51,822	\$ 99,854	\$ 41,581	
Natural Resources Conservation Service		\$ 96,830	\$ 45,097	\$ 85,953	\$ 35,453	\$ 85,402
Rural Development						
Rural Housing Service		\$ 23,712	\$ 11,056	\$ 21,145	\$ 8,748	\$ 21,291
Rural Business—Cooperative Service		\$ 23,712	\$ 11,056	\$ 21,145	\$ 8,748	\$ 21,291
Rural Utilities Service		\$ 23,712	\$ 11,056	\$ 21,145	\$ 8,748	\$ 21,291
Foreign Agricultural Service			\$ 9,881	\$ 19,060		\$ 19,819
Food and Nutrition Service		\$ 30,655	\$ 14,326			\$ 28,525
Forest Service	\$ 50,000		\$ 193,028	\$ 370,342	\$ 153,640	\$ 377,394
TOTAL DEPARTMENT OF AGRICULTURE	\$ 50,000	\$ 322,582	\$ 450,000	\$ 825,216	\$ 300,001	\$ 754,469
TOTAL E-GOV FUNDING REQUEST	\$ 50,000	\$ 322,583	\$ 825,000	\$ 825,216	\$ 300,000	\$ 754,467

FY 2006						
Department / Bureau	Integrated Acquisition Environment	E-Authentication	Financial Management LoB	Human Resources Management LoB	Grants Management LoB	
Office of the Secretary						
Executive Operations						
Office of Civil Rights						
Departmental Administration[1]	\$ 96,175	\$ 94,934	\$ 17,580	\$ 38,357	\$ 1,288	
Office of Communications						
Office of the Inspector General						
Office of the General Counsel						
Economic Research Service	\$ 1,738	\$ 1,715	\$ 318	\$ 693	\$ 584	
National Agricultural Statistics Service	\$ 4,878	\$ 4,815	\$ 892	\$ 1,945		
Agricultural Research Service	\$ 23,423	\$ 23,121	\$ 4,282	\$ 9,342	\$ 7,146	
Cooperative State Research, Education, and Extension Service	\$ 2,472	\$ 2,441	\$ 452	\$ 986	\$ 941	
Animal and Plant Health Inspection Service	\$ 30,546	\$ 30,151	\$ 5,584	\$ 12,182	\$ 11,188	
Food Safety and Inspection Service	\$ 30,346	\$ 29,954	\$ 5,547	\$ 12,103		
Grain Inspection, Packers and Stockyards Administration	\$ 2,936	\$ 2,918	\$ 540	\$ 1,179		
Agricultural Marketing Service	\$ 9,028	\$ 8,912	\$ 1,650	\$ 3,601	\$ 2,697	
Risk Management Agency	\$ 1,958	\$ 1,933	\$ 358	\$ 781		
Farm Service Agency	\$ 35,600	\$ 35,141	\$ 6,508	\$ 14,198		
Natural Resources Conservation Service	\$ 35,293	\$ 34,838	\$ 6,451	\$ 14,076	\$ 11,347	
Rural Development						
Rural Housing Service	\$ 8,320	\$ 8,213	\$ 1,521	\$ 3,318	\$ 2,829	
Rural Business—Cooperative Service	\$ 8,320	\$ 8,213	\$ 1,521	\$ 3,318	\$ 2,829	
Rural Utilities Service	\$ 8,320	\$ 8,213	\$ 1,521	\$ 3,318	\$ 2,829	
Foreign Agricultural Service	\$ 6,690	\$ 6,604	\$ 1,223	\$ 2,668	\$ 2,633	
Food and Nutrition Service	\$ 9,901	\$ 9,773	\$ 1,810	\$ 3,949	\$ 3,790	
Forest Service	\$ 139,919	\$ 138,113	\$ 25,576	\$ 55,803	\$ 50,144	FY 2006 Total
TOTAL DEPARTMENT OF AGRICULTURE	\$ 455,863	\$ 450,002	\$ 83,334	\$ 181,817	\$ 100,245	\$ 3,973,529
TOTAL E-GOV FUNDING REQUEST	\$ 455,884	\$ 450,000	\$ 83,333	\$ 181,818	\$ 28,900	\$ 4,277,201

Notes

[1] - Includes DA, NAD, OBPA, OC, OCE, OCFO, OCIO, OCR, OGC, OIA, OSEC/6, SCMI

[2] - \$300,000 of funding request will be in-kind contribution; no transfer required

[3] - USDA previously transferred \$375,000

ATTACHMENT J
DEPARTMENT OF COMMERCE
FY 2006 E-Government Distribution

Department / Bureau	FY 2006					
	E-Rulemaking	International Trade Process Streamlining	Business Gateway	Geospatial One-Stop	Grants.gov	E-Gov Travel
Departmental Management	\$ 18,392		\$ 2,047		\$ 1,079	\$ 3,748
Inspector General						
Economic Development Administration	\$ 10,510		\$ 8,187		\$ 102,919	\$ 1,874
Bureau of the Census	\$ 39,411		\$ 188,293	\$ 150,000		\$ 33,733
Economics and Statistics Administration	\$ 13,137		\$ 19,102			
International Trade Administration	\$ 18,392	\$ 730,000	\$ 26,607		\$ 4,316	\$ 31,859
Bureau of Industry and Security	\$ 107,723		\$ 24,560			\$ 3,748
Minority Business Development Agency	\$ 21,019				\$ 5,800	
National Oceanic and Atmospheric Administration	\$ 499,204		\$ 113,249	\$ 150,000	\$ 257,229	\$ 86,205
Patent and Trademark Office	\$ 42,038		\$ 124,164			\$ 11,244
Under Secretary / Office of Technology Policy	\$ 5,255					
National Technical Information Service						
National Institute of Standards & Technology	\$ 34,156		\$ 6,822		\$ 64,611	\$ 18,740
National Telecommunications & Information Admin.	\$ 15,764		\$ 2,729		\$ 16,726	
TOTAL DEPARTMENT OF COMMERCE	\$ 825,000	\$ 730,000	\$ 515,760	\$ 300,000	\$ 452,680	\$ 191,151
E-GOV FUNDING REQUEST	\$ 825,000	\$ 730,000	\$ 515,760	\$ 300,000	\$ 452,680	\$ 191,151

Department / Bureau	FY 2006					FY 2006 Total
	Integrated Acquisition Environment	E-Authentication	Financial Management LoB	Human Resources Management LoB	Grants Management LoB	
Departmental Management	\$ 1,228	\$ 3,510	\$ 649	\$ 2,138	\$ 69	
Inspector General	\$ 431	\$ 1,215	\$ 225	\$ 295		
Economic Development Administration	\$ 7,688	\$ 21,690	\$ 4,016	\$ 561	\$ 6,571	
Bureau of the Census	\$ 15,997	\$ 45,135	\$ 8,357	\$ 21,619		
Economics and Statistics Administration	\$ 1,675	\$ 4,725	\$ 874	\$ 1,392		
International Trade Administration	\$ 7,273	\$ 20,565	\$ 3,799	\$ 5,735	\$ 276	
Bureau of Industry and Security	\$ 1,723	\$ 4,860	\$ 891	\$ 928		
Minority Business Development Agency	\$ 447	\$ 1,260	\$ 233	\$ 246	\$ 370	
National Oceanic and Atmospheric Administration	\$ 78,581	\$ 221,715	\$ 41,067	\$ 32,302	\$ 16,422	
Patent and Trademark Office	\$ 29,218	\$ 82,485	\$ 15,275	\$ 17,497		
Under Secretary / Office of Technology Policy	\$ 111	\$ 270	\$ 57	\$ 72		
National Technical Information Service	\$ 48	\$ 90	\$ 17	\$ 402		
National Institute of Standards & Technology	\$ 13,572	\$ 38,250	\$ 7,091	\$ 7,058	\$ 4,125	
National Telecommunications & Information Admin.	\$ 1,499	\$ 4,230	\$ 782	\$ 664	\$ 1,068	
TOTAL DEPARTMENT OF COMMERCE	\$ 159,491	\$ 450,000	\$ 83,333	\$ 90,909	\$ 28,900	\$ 3,827,224
E-GOV FUNDING REQUEST	\$ 159,491	\$ 450,000	\$ 83,333	\$ 90,909	\$ 28,900	\$ 3,827,224

ATTACHMENT J
DEPARTMENT OF DEFENSE
FY 2006 E-Government Distribution

Department / Bureau	FY 2006				
	E-Rulemaking	Business Gateway	Geospatial One-Stop	Grants.gov	E-Authentication
Navy, Marine Corps					
Army					
Air Force					
Defense-wide	\$ 1,150,000	\$ 515,760	\$ 200,000	\$ 452,680	\$ 450,000
TOTAL DEPARTMENT OF DEFENSE	\$ 1,150,000	\$ 515,760	\$ 200,000	\$ 452,680	\$ 450,000
E-GOV FUNDING REQUEST	\$ 1,150,000	\$ 515,760	\$ 200,000	\$ 452,680	\$ 450,000

Department / Bureau	FY 2006					FY 2006 Total
	Integrated Acquisition Environment[1]	Financial Management LoB	Human Resources Management LoB	Grants Management LoB	Federal Health Architecture LoB	
Navy, Marine Corps						
Army						
Air Force						
Defense-wide	\$ 18,684,625	\$ 83,333	\$ 181,818	\$ 28,900	\$ 1,720,760	
TOTAL DEPARTMENT OF DEFENSE	\$ 18,684,625	\$ 83,333	\$ 181,818	\$ 28,900	\$ 1,720,760	\$ 23,467,876
E-GOV FUNDING REQUEST	\$ 23,432,500	\$ 83,333	\$ 181,818	\$ 28,900	\$ 1,720,760	\$ 28,215,751

Notes

[1] \$4,747,875 of funding request will be non-funding resources; no transfer required

ATTACHMENT J
DEPARTMENT OF EDUCATION
FY 2006 E-Government Distribution

FY 2006					
Department / Bureau	GovBenefits.gov	E-Rulemaking	Business Gateway	Geospatial One-Stop	Grants.gov
Office of Elementary and Secondary Education					
Office of Indian Education					
Office of Innovation and Improvement					
Office of Safe and Drug-Free Schools					
Office of English Language Acquisition					
Office of Special Education and Rehabilitative Services					
Office of Vocational and Adult Education					
Office of Postsecondary Education					
Federal Student Aid					
Institute of Education Sciences					
Departmental Management	\$ 322,583	\$ 175,000	\$ 515,760	\$ 100,000	\$ 754,467
TOTAL DEPARTMENT OF EDUCATION	\$ 322,583	\$ 175,000	\$ 515,760	\$ 100,000	\$ 754,467
E-GOV FUNDING REQUEST	\$ 322,583	\$ 175,000	\$ 515,760	\$ 100,000	\$ 754,467

FY 2006							
Department / Bureau	E-Gov Travel	Integrated Acquisition Environment	E-Authentication	Financial Management LoB	Human Resources Management LoB	Grants Management LoB	
Office of Elementary and Secondary Education							
Office of Indian Education							
Office of Innovation and Improvement							
Office of Safe and Drug-Free Schools							
Office of English Language Acquisition							
Office of Special Education and Rehabilitative Services							
Office of Vocational and Adult Education							
Office of Postsecondary Education							
Federal Student Aid							
Institute of Education Sciences							
Departmental Management	\$ 534,976	\$ 54,782	\$ 450,000	\$ 83,333	\$ 45,455	\$ 86,700	
TOTAL DEPARTMENT OF EDUCATION	\$ 534,976	\$ 54,782	\$ 450,000	\$ 83,333	\$ 45,455	\$ 86,700	
E-GOV FUNDING REQUEST	\$ 534,976	\$ 54,782	\$ 450,000	\$ 83,333	\$ 45,455	\$ 86,700	
							FY 2006 Total
							\$ 3,123,056

ATTACHMENT J
DEPARTMENT OF ENERGY
FY 2006 E-Government Distribution

FY 2006						
Department / Bureau	GovBenefits.gov	E-Rulemaking	Business Gateway	Geospatial One-Stop	Grants.gov	E-Gov Travel
National Nuclear Security Administration	\$ 34,172		\$ 36,426		\$ 9,940	\$ 38,352
Environmental and Other Defense Activities	\$ 35,891		\$ 38,258		\$ 18,297	\$ 40,279
Energy Programs	\$ 41,166		\$ 43,879		\$ 415,998	\$ 46,199
Power Marketing Administration	\$ 23,684		\$ 25,245			\$ 26,580
Departmental Administration	\$ 26,370	\$ 825,000	\$ 28,112	\$ 100,000	\$ 8,445	\$ 29,600
TOTAL DEPARTMENT OF ENERGY	\$ 161,283	\$ 825,000	\$ 171,920	\$ 100,000	\$ 452,680	\$ 181,010
E-GOV FUNDING REQUEST	\$ 161,282	\$ 825,000	\$ 171,920	\$ 100,000	\$ 452,680	\$ 181,010

FY 2006						
Department / Bureau	Integrated Acquisition Environment	E-Authentication	Financial Management LoB	Human Resources Management LoB	Grants Management LoB	
National Nuclear Security Administration	\$ 199,477					
Environmental and Other Defense Activities	\$ 209,507					
Energy Programs	\$ 240,296					
Power Marketing Administration	\$ 138,247					
Departmental Administration	\$ 1,471,709	\$ 450,000	\$ 83,333	\$ 45,455	\$ 14,450	FY 2006 Total
TOTAL DEPARTMENT OF ENERGY	\$ 2,259,236	\$ 450,000	\$ 83,333	\$ 45,455	\$ 14,450	\$ 4,744,367
E-GOV FUNDING REQUEST	\$ 2,259,236	\$ 450,000	\$ 83,333	\$ 45,455	\$ 14,450	\$ 4,744,366

ATTACHMENT J
DEPARTMENT OF HEALTH AND HUMAN SERVICES
FY 2006 E-Government Distribution

FY 2006						
Department / Bureau	GovBenefits.gov	E-Rulemaking	Business Gateway	Geospatial One-Stop	Grants.gov	E-Gov Travel
Food and Drug Administration	\$ 66,497	\$ 170,064	\$ 170,108	\$ 20,614	\$ 155,524	\$ 271,411
Health Resources and Services Administration	\$ 12,132	\$ 31,027	\$ 31,035	\$ 3,761	\$ 28,374	\$ 49,517
Indian Health Services	\$ 13,458	\$ 34,419	\$ 34,428	\$ 4,172	\$ 31,476	\$ 54,930
Centers for Disease Control and Prevention	\$ 43,867	\$ 112,189	\$ 112,219	\$ 13,599	\$ 102,598	\$ 179,047
National Institutes of Health	\$ 96,840	\$ 247,667	\$ 247,732	\$ 30,020	\$ 226,493	\$ 395,261
Substance Abuse and Mental Health Services Administration	\$ 3,185	\$ 8,145	\$ 8,147	\$ 987	\$ 7,449	\$ 12,999
Agency for Healthcare Research and Quality	\$ 5,202	\$ 13,304	\$ 13,308	\$ 1,613	\$ 12,167	\$ 21,233
Centers for Medicare and Medicaid Services	\$ 66,030	\$ 168,869	\$ 168,914	\$ 20,469	\$ 154,432	\$ 269,505
Administration for Children and Families	\$ 6,080	\$ 15,549	\$ 15,553	\$ 1,885	\$ 14,220	\$ 24,816
Administration on Aging	\$ 841	\$ 2,150	\$ 2,150	\$ 261	\$ 1,966	\$ 3,431
Departmental Management	\$ 4,632	\$ 11,847	\$ 11,850	\$ 1,436	\$ 10,834	\$ 18,907
Program Support Center						
Office of the Inspector General	\$ 3,820	\$ 9,769	\$ 9,772	\$ 1,184	\$ 8,934	\$ 15,591
TOTAL DEPARTMENT OF HEALTH AND HUMAN SERVICES	\$ 322,583	\$ 825,000	\$ 825,216	\$ 100,000	\$ 754,467	\$ 1,316,646
E-GOV FUNDING REQUEST	\$ 322,583	\$ 825,000	\$ 825,216	\$ 100,000	\$ 754,467	\$ 1,316,646

FY 2006							
Department / Bureau	Integrated Acquisition Environment	E-Authentication	Financial Management LoB	Human Resources Management LoB	Grants Management LoB	Federal Health Architecture LoB	
Food and Drug Administration	\$ 223,332	\$ 92,762	\$ 17,178	\$ 18,740	\$ 17,872	\$ 472,951	
Health Resources and Services Administration	\$ 40,746	\$ 16,924	\$ 3,134	\$ 3,419	\$ 3,261	\$ 86,287	
Indian Health Services	\$ 45,200	\$ 18,774	\$ 3,477	\$ 3,793	\$ 3,617	\$ 95,720	
Centers for Disease Control and Prevention	\$ 147,330	\$ 61,194	\$ 11,332	\$ 12,362	\$ 11,790	\$ 312,002	
National Institutes of Health	\$ 325,243	\$ 135,091	\$ 25,017	\$ 27,291	\$ 26,028	\$ 688,769	
Substance Abuse and Mental Health Services Administration	\$ 10,696	\$ 4,443	\$ 823	\$ 898	\$ 856	\$ 22,651	
Agency for Healthcare Research and Quality	\$ 17,471	\$ 7,257	\$ 1,344	\$ 1,466	\$ 1,398	\$ 36,999	
Centers for Medicare and Medicaid Services	\$ 221,764	\$ 92,111	\$ 17,057	\$ 18,608	\$ 17,747	\$ 469,630	
Administration for Children and Families	\$ 20,420	\$ 8,481	\$ 1,571	\$ 1,713	\$ 1,634	\$ 43,243	
Administration on Aging	\$ 2,823	\$ 1,173	\$ 217	\$ 237	\$ 226	\$ 5,978	
Departmental Management	\$ 15,558	\$ 6,462	\$ 1,197	\$ 1,305	\$ 1,245	\$ 32,947	
Program Support Center							
Office of the Inspector General	\$ 12,829	\$ 5,329	\$ 987	\$ 1,076	\$ 1,027	\$ 27,168	
TOTAL DEPARTMENT OF HEALTH AND HUMAN SERVICES	\$ 1,083,411	\$ 450,000	\$ 83,333	\$ 90,909	\$ 86,700	\$ 2,294,346	
E-GOV FUNDING REQUEST	\$ 1,083,411	\$ 450,000	\$ 83,333	\$ 90,909	\$ 86,700	\$ 2,294,346	
							FY 2006 Total
							\$ 8,232,611

ATTACHMENT J
DEPARTMENT OF HOMELAND SECURITY
FY 2006 E-Government Distribution

FY 2006						
Department / Bureau	GovBenefits.gov	E-Rulemaking	Business Gateway	Geospatial One-Stop	Disaster Management	SAFECOM [1]
Departmental Management	\$ 2,588	\$ 445,338	\$ 49,297	\$ 150,000	\$ 3,790,414	
Office of the Inspector General	\$ 667	\$ 2,336	\$ 2,336			
Citizenship and Immigration Services	\$ 12,605	\$ 52,159	\$ 52,172		\$ 507,994	
United States Secret Service	\$ 8,059	\$ 33,866	\$ 33,875		\$ 273,535	
Border and Transportation Security	\$ 125,965	\$ 44,024	\$ 440,193		\$ 3,087,038	
United States Coast Guard	\$ 7,870	\$ 195,456	\$ 195,507		\$ 1,797,516	
Emergency Preparedness and Response	\$ 2,902	\$ 12,619	\$ 12,623		\$ 2,618,121	
Science and Technology	\$ 478	\$ 38,498	\$ 38,509		\$ 195,382	\$ 26,500,000
Information Analysis and Infrastructure Protection	\$ 148	\$ 704	\$ 704			
TOTAL DEPARTMENT OF HOMELAND SECURITY	\$ 161,282	\$ 825,000	\$ 825,216	\$ 150,000	\$ 12,270,000	\$ 26,500,000
E-GOV FUNDING REQUEST	\$ 161,282	\$ 825,000	\$ 825,216	\$ 150,000	\$ 12,270,000	\$ 20,500,000

FY 2006							
Department / Bureau	Grants.gov	E-Gov Travel	Integrated Acquisition Environment	E-Authentication	Financial Management LoB	Human Resources Management LoB	
Departmental Management	\$ 408,738	\$ 3,913	\$ 225,768	\$ 7,221	\$ 4,982	\$ 2,916	
Office of the Inspector General		\$ 2,281	\$ 3,328	\$ 1,861	\$ 236	\$ 752	
Citizenship and Immigration Services		\$ 45,162	\$ 62,898	\$ 35,169	\$ 5,269	\$ 14,210	
United States Secret Service	\$ 319	\$ 29,614	\$ 40,215	\$ 22,486	\$ 3,421	\$ 9,085	
Border and Transportation Security	\$ 16,592	\$ 496,544	\$ 628,568	\$ 351,461	\$ 44,447	\$ 142,005	
United States Coast Guard	\$ 5,057	\$ 210,616	\$ 39,272	\$ 21,959	\$ 19,743	\$ 8,872	
Emergency Preparedness and Response	\$ 20,313	\$ 11,562	\$ 14,481	\$ 8,097	\$ 1,275	\$ 3,272	
Science and Technology	\$ 1,645	\$ 1,454	\$ 2,385	\$ 1,333	\$ 3,889	\$ 539	
Information Analysis and Infrastructure Protection	\$ 16	\$ 3,649	\$ 739	\$ 413	\$ 71	\$ 167	
TOTAL DEPARTMENT OF HOMELAND SECURITY	\$ 452,680	\$ 804,795	\$ 1,017,654	\$ 450,000	\$ 83,333	\$ 181,818	
E-GOV FUNDING REQUEST	\$ 452,680	\$ 804,795	\$ 1,017,654	\$ 450,000	\$ 83,333	\$ 181,818	
							FY 2006 Total
							\$ 43,721,778
							\$ 37,721,778

Notes

[1] Agency contributing additional funds (beyond requested amount)

ATTACHMENT J
DEPARTMENT OF HOUSING AND URBAN DEVELOPMENT
FY 2006 E-Government Distribution

Department / Bureau	FY 2006			
	GovBenefits.gov	E-Rulemaking	Business Gateway	Geospatial One-Stop
Public and Indian Housing Programs				
Community Planning and Development				
Housing Programs				
Government National Mortgage Association				
Policy Development and Research				
Fair Housing and Equal Opportunity				
Office of Lead Hazard Control and Healthy Homes				
Management and Administration	\$ 322,583	\$ 825,000	\$ 515,760	\$ 100,000
TOTAL DEPARTMENT OF HOUSING AND URBAN DEVELOPMENT	\$ 322,583	\$ 825,000	\$ 515,760	\$ 100,000
E-GOV FUNDING REQUEST	\$ 322,583	\$ 825,000	\$ 515,760	\$ 100,000

Department / Bureau	FY 2006						FY 2006 Total
	Grants.gov	E-Gov Travel	Integrated Acquisition Environment	E-Authentication	Financial Management LoB	Grants Management LoB	
Public and Indian Housing Programs							
Community Planning and Development							
Housing Programs							
Government National Mortgage Association							
Policy Development and Research							
Fair Housing and Equal Opportunity							
Office of Lead Hazard Control and Healthy Homes							
Management and Administration	\$ 754,467	\$ 394,858	\$ 54,429	\$ 450,000	\$ 83,333	\$ 86,700	
TOTAL DEPARTMENT OF HOUSING AND URBAN DEVELOPMENT	\$ 754,467	\$ 394,858	\$ 54,429	\$ 450,000	\$ 83,333	\$ 86,700	\$ 3,587,130
E-GOV FUNDING REQUEST	\$ 754,467	\$ 394,858	\$ 54,429	\$ 450,000	\$ 83,333	\$ 86,700	\$ 3,587,130

Notes

All HUD funding comes from Department-wide account ("Working Capital Fund for Government Wide Activities")

ATTACHMENT J
DEPARTMENT OF INTERIOR
FY 2006 E-Government Distribution

FY 2006						
Department / Bureau or Account	Recreation One-Stop [1]	E-Rulemaking	Business Gateway	Geospatial One-Stop	Grants.gov	E-Gov Travel [2]
Bureau of Land Management						
Minerals Management Service						
Office of Surface Mining Reclamation and Enforcement						
Bureau of Reclamation						
Central Utah Project						
United States Geological Survey				\$ 210,000		
Bureau of Mines						
United States Fish and Wildlife Service						
National Park Service	\$ 50,000					
Bureau of Indian Affairs						
Departmental Management (Working Capital Fund 14X4523)	\$ 200,000	\$ 825,000	\$ 322,000	\$ 300,000	\$ 453,000	
Insular Affairs						
Office of the Solicitor						
Office of Inspector General						
Natural Resources Damage Assessment and Restoration						
Office of Special Trustee for American Indians						
National Indian Gaming Commission						
TOTAL DEPARTMENT OF THE INTERIOR	\$ 250,000	\$ 825,000	\$ 322,000	\$ 510,000	\$ 453,000	\$ -
E-GOV FUNDING REQUEST	\$ 200,000	\$ 825,000	\$ 322,350	\$ 510,000	\$ 452,680	\$ 1,135,551

FY 2006						
Department / Bureau	Integrated Acquisition Environment	E-Authentication	Financial Management LoB	Human Resources Management LoB	Grants Management LoB	
Bureau of Land Management						
Minerals Management Service						
Office of Surface Mining Reclamation and Enforcement						
Bureau of Reclamation						
Central Utah Project						
United States Geological Survey						
Bureau of Mines						
United States Fish and Wildlife Service						
National Park Service						
Bureau of Indian Affairs						
Departmental Management (Working Capital Fund 14X4523)	\$ 396,566	\$ 450,000	\$ 83,333	\$ 90,909	\$ 14,450	
Insular Affairs						
Office of the Solicitor						
Office of Inspector General						
Natural Resources Damage Assessment and Restoration						
Office of Special Trustee for American Indians						
National Indian Gaming Commission						
TOTAL DEPARTMENT OF THE INTERIOR	\$ 396,566	\$ 450,000	\$ 83,333	\$ 90,909	\$ 14,450	\$ 3,395,258
E-GOV FUNDING REQUEST	\$ 396,566	\$ 450,000	\$ 83,333	\$ 90,909	\$ 14,450	\$ 4,480,839

Notes

[1] Initiative reduced resource requirements - Dol is the managing partner

[2] No transfer of funds required for E-Gov Travel; agency to spend funds on migration activities

ATTACHMENT J
DEPARTMENT OF JUSTICE
FY 2006 E-Government Distribution

FY 2006					
Department / Bureau	E-Rulemaking	Business Gateway	Geospatial One-Stop	Grants.gov	E-Gov Travel [1]
General Administration	\$ 6,659	\$ 2,602	\$ 807	\$ 3,654	\$ 8,180
Executive Office of Immigration Review	\$ 9,323	\$ 3,643	\$ 1,130	\$ 5,115	\$ 11,451
Antitrust Division	\$ 6,147	\$ 2,402	\$ 745	\$ 3,373	\$ 7,550
Criminal Division	\$ 6,147	\$ 2,402	\$ 745	\$ 3,373	\$ 7,550
Civil Division	\$ 8,401	\$ 3,282	\$ 1,018	\$ 4,609	\$ 10,319
Civil Rights Division	\$ 5,122	\$ 2,001	\$ 621	\$ 2,811	\$ 6,292
US Attorneys	\$ 72,634	\$ 28,380	\$ 8,804	\$ 39,855	\$ 89,220
US Marshals	\$ 32,475	\$ 12,689	\$ 3,936	\$ 17,819	\$ 39,891
US Trustees	\$ 8,298	\$ 3,242	\$ 1,006	\$ 4,553	\$ 10,193
Federal Bureau of Investigation	\$ 218,723	\$ 85,461	\$ 26,512	\$ 120,014	\$ 268,667
Drug Enforcement Administration	\$ 67,307	\$ 26,299	\$ 8,158	\$ 36,932	\$ 82,676
Bureau of Alcohol, Tobacco, Firearms, and Explosives	\$ 37,188	\$ 14,530	\$ 4,508	\$ 20,405	\$ 45,680
Federal Bureau of Prisons	\$ 246,998	\$ 96,509	\$ 29,941	\$ 135,529	\$ 303,399
Office of Justice Programs	\$ 46,716	\$ 18,253	\$ 5,662	\$ 25,633	\$ 57,383
Organized Crime Drug Enforcement TF	\$ 28,992	\$ 11,328	\$ 3,514	\$ 15,908	\$ 35,613
Miscellaneous	\$ 23,870	\$ 9,327	\$ 2,893	\$ 13,097	\$ 29,320
TOTAL DEPARTMENT OF JUSTICE	\$ 825,000	\$ 322,350	\$ 100,000	\$ 452,680	\$ 1,013,384
E-GOV FUNDING REQUEST	\$ 825,000	\$ 322,350	\$ 100,000	\$ 452,680	\$ 100,756

FY 2006						
Department / Bureau	Integrated Acquisition Environment	E-Authentication	Financial Management LoB	Human Resources Management LoB	Grants Management LoB	Case Management LoB
General Administration	\$ 3,516	\$ 3,632	\$ 673	\$ 1,468	\$ 467	\$ 12,107
Executive Office of Immigration Review	\$ 4,894	\$ 5,085	\$ 942	\$ 2,055	\$ 653	\$ 16,950
Antitrust Division	\$ 3,227	\$ 3,353	\$ 621	\$ 1,355	\$ 431	\$ 11,176
Criminal Division	\$ 3,227	\$ 3,353	\$ 621	\$ 1,355	\$ 431	\$ 11,176
Civil Division	\$ 4,410	\$ 4,582	\$ 849	\$ 1,851	\$ 589	\$ 15,274
Civil Rights Division	\$ 2,689	\$ 2,794	\$ 517	\$ 1,129	\$ 359	\$ 9,313
US Attorneys	\$ 38,131	\$ 39,619	\$ 7,337	\$ 16,008	\$ 5,089	\$ 132,063
US Marshals	\$ 17,049	\$ 17,714	\$ 3,280	\$ 7,157	\$ 2,275	\$ 59,046
US Trustees	\$ 4,356	\$ 4,526	\$ 838	\$ 1,829	\$ 580	\$ 15,088
Federal Bureau of Investigation	\$ 114,823	\$ 119,303	\$ 22,093	\$ 48,201	\$ 15,324	\$ 397,678
Drug Enforcement Administration	\$ 35,334	\$ 36,713	\$ 6,799	\$ 14,834	\$ 4,716	\$ 122,377
Bureau of Alcohol, Tobacco, Firearms, and Explosives	\$ 19,523	\$ 20,284	\$ 3,756	\$ 8,196	\$ 2,605	\$ 67,615
Federal Bureau of Prisons	\$ 129,667	\$ 134,726	\$ 24,949	\$ 54,435	\$ 17,305	\$ 449,087
Office of Justice Programs	\$ 24,524	\$ 25,481	\$ 4,719	\$ 10,295	\$ 3,273	\$ 84,937
Organized Crime Drug Enforcement TF	\$ 15,200	\$ 15,815	\$ 2,928	\$ 6,389	\$ 2,031	\$ 52,713
Miscellaneous	\$ 12,531	\$ 13,020	\$ 2,411	\$ 5,261	\$ 1,672	\$ 43,400
TOTAL DEPARTMENT OF JUSTICE	\$ 433,101	\$ 450,000	\$ 83,333	\$ 181,818	\$ 57,800	\$ 1,500,000
E-GOV FUNDING REQUEST	\$ 433,101	\$ 450,000	\$ 83,333	\$ 181,818	\$ 57,800	\$ 1,500,000
						FY 2006 Total
						\$ 5,419,466
						\$ 4,506,838

Notes

[1] Agency contributing additional funds (beyond requested amount)

ATTACHMENT J
DEPARTMENT OF LABOR
FY 2006 E-Government Distribution

FY 2006					
Department / Bureau	GovBenefits.gov	E-Rulemaking	Business Gateway	Geospatial One-Stop	Grants.gov [1]
Employment and Training Administration					
Employee Benefits Security Administration					
Pension Benefit Guaranty Corporation					
Employment Standards Administration					
Occupational Safety and Health Administration					
Mine Safety and Health Administration					
Bureau of Labor Statistics					
Departmental Management	\$ 2,000,000	\$ 825,000	\$ 825,000	\$ 100,000	\$ 559,000
TOTAL DEPARTMENT OF LABOR	\$ 2,000,000	\$ 825,000	\$ 825,000	\$ 100,000	\$ 559,000
E-GOV FUNDING REQUEST	\$ 2,000,000	\$ 825,000	\$ 825,216	\$ 100,000	\$ 754,467

FY 2006							
Department / Bureau	E-Gov Travel [2]	Integrated Acquisition Environment	E-Authentication	Financial Management LoB	Human Resources Management LoB	Grants Management LoB	
Employment and Training Administration							
Employee Benefits Security Administration							
Pension Benefit Guaranty Corporation							
Employment Standards Administration							
Occupational Safety and Health Administration							
Mine Safety and Health Administration							
Bureau of Labor Statistics							
Departmental Management	\$ -	\$ 166,000	\$ 450,000	\$ 83,000	\$ 45,000	\$ 58,000	FY 2006 Total
TOTAL DEPARTMENT OF LABOR	\$ -	\$ 166,000	\$ 450,000	\$ 83,000	\$ 45,000	\$ 58,000	\$ 5,111,000
E-GOV FUNDING REQUEST	\$ 167,252	\$ 166,411	\$ 450,000	\$ 83,333	\$ 45,455	\$ 57,800	\$ 5,474,934

Notes

- [1] DOL petitioning initiative Managing Partner (HHS) for reduced funding requirement
- [2] No transfer of funds required for E-Gov Travel; agency to spend funds on migration activities

ATTACHMENT J
DEPARTMENT OF STATE
FY 2006 E-Government Distribution

FY 2006					
Department / Bureau	GovBenefits.gov	E-Rulemaking	Business Gateway	Geospatial One-Stop	Grants.gov
Department of State, Capital Investment Fund Account (19X0120)	\$ 241,938	\$ 365,000	\$ 171,920	\$ 30,000	\$ 226,340
TOTAL DEPARTMENT OF STATE	\$ 241,938	\$ 365,000	\$ 171,920	\$ 30,000	\$ 226,340
E-GOV FUNDING REQUEST	\$ 241,938	\$ 365,000	\$ 171,920	\$ 30,000	\$ 226,340

FY 2006							
Department / Bureau	Integrated Acquisition Environment	E-Gov Travel	E-Authentication	Financial Management LoB	Human Resources Management LoB	Grants Management LoB	
Department of State, Capital Investment Fund Account (19X0120)	\$ 342,634	\$ 31,771	\$ 450,000	\$ 83,333	\$ 45,455	\$ 14,450	FY 2006 Total
TOTAL DEPARTMENT OF STATE	\$ 342,634	\$ 31,771	\$ 450,000	\$ 83,333	\$ 45,455	\$ 14,450	\$ 2,002,841
E-GOV FUNDING REQUEST	\$ 342,634	\$ 31,771	\$ 450,000	\$ 83,333	\$ 45,455	\$ 14,450	\$ 2,002,841

ATTACHMENT J
DEPARTMENT OF TRANSPORTATION
FY 2006 E-Government Distribution

Department / Bureau	FY 2006				
	E-Rulemaking [1]	Business Gateway [1]	Geospatial One-Stop[2]	Grants.gov	E-Payroll
Office of the Secretary	\$ 482,885	\$ 263,978		\$ 723	\$ 12,987
Federal Aviation Administration	\$ 443,900	\$ 439,963		\$ 52,155	\$ 709,367
Federal Highway Administration	\$ 16,905	\$ 123,190		\$ 660,432	\$ 44,824
Federal Motor Carrier Safety Administration	\$ 39,445	\$ 52,796			\$ 15,649
National Highway Traffic Safety Administration		\$ 123,190		\$ 7,653	\$ 9,418
Federal Railroad Administration	\$ 19,550	\$ 228,781		\$ 482	\$ 12,066
Federal Transit Administration	\$ 2,185	\$ 17,599		\$ 29,195	\$ 7,988
Saint Lawrence Seaway Development Corporation					
Pipeline and Hazardous Materials Safety Administration	\$ 54,050	\$ 211,182		\$ 3,773	\$ 5,283
Research and Innovative Technology Administration		\$ 70,394			\$ 12,321
Office of Inspector General					\$ 7,067
Surface Transportation Board					
Maritime Administration	\$ 21,735	\$ 228,781		\$ 54	\$ 13,029
TOTAL DEPARTMENT OF TRANSPORTATION	\$ 1,080,655	\$ 1,759,854	\$ 150,000	\$ 754,467	\$ 850,000
E-GOV FUNDING REQUEST	\$ 825,000	\$ 825,216	\$ 150,000	\$ 754,467	\$ 850,000

Department / Bureau	FY 2006					FY 2006 Total
	Integrated Acquisition Environment	E-Authentication	Financial Management LoB	Human Resources Management LoB	Grants Management LoB	
Office of the Secretary	\$ 15,307	\$ 4,500	\$ 2,392	\$ 909	\$ 260	
Federal Aviation Administration	\$ 6,560	\$ 378,900	\$ 50,375	\$ 76,545	\$ 19,941	
Federal Highway Administration	\$ 21,868	\$ 22,500	\$ 19,625	\$ 4,545	\$ 49,133	
Federal Motor Carrier Safety Administration	\$ 1,531	\$ 9,000	\$ 3,417	\$ 1,818	\$ 520	
National Highway Traffic Safety Administration	\$ 6,560	\$ 4,500	\$ 833	\$ 909	\$ 694	
Federal Railroad Administration	\$ 2,187	\$ 4,500	\$ 1,183	\$ 909	\$ 1,734	
Federal Transit Administration	\$ 17,494	\$ 4,500	\$ 1,108	\$ 909	\$ 13,872	
Saint Lawrence Seaway Development Corporation		\$ 1,350		\$ 273	\$ 17	
Pipeline and Hazardous Materials Safety Administration	\$ 54,669	\$ 9,000	\$ 2,067	\$ 1,818	\$ 17	
Research and Innovative Technology Administration	\$ 656	\$ 900	\$ 292	\$ 182	\$ 52	
Office of Inspector General		\$ 4,500	\$ 367	\$ 909	\$ 87	
Surface Transportation Board	\$ 21,868	\$ 1,350	\$ 192	\$ 273	\$ 26	
Maritime Administration	\$ 69,977	\$ 4,500	\$ 1,483	\$ 909	\$ 347	
TOTAL DEPARTMENT OF TRANSPORTATION	\$ 218,677	\$ 450,000	\$ 83,334	\$ 90,908	\$ 86,700	\$ 5,524,595
E-GOV FUNDING REQUEST	\$ 255,065	\$ 450,000	\$ 83,333	\$ 90,909	\$ 86,700	\$ 4,370,690

Notes

[1] Agency contributing additional funds (beyond requested amount)

[2] Agency in process of determining allocations for Geospatial One-Stop

ATTACHMENT J
DEPARTMENT OF TREASURY
FY 2006 E-Government Distribution

FY 2006					
Department / Bureau	IRS Free File	E-Rulemaking	Business Gateway	Geospatial One-Stop	Grants.gov
Departmental Offices		\$ 278,093	\$ 1,547,280	\$ 100,000	\$ 226,340
Financial Crimes Enforcement Network		\$ 16,326			
Interagency Law Enforcement					
Financial Management Service		\$ 5,442			
Federal Financing Bank					
Alcohol and Tobacco Tax and Trade Bureau		\$ 100,674			
Bureau of Engraving and Printing					
United States Mint					
Bureau of the Public Debt		\$ 19,047			
Internal Revenue Service	\$ 70,000	\$ 340,116			
Office of Housing Finance Oversight					
Comptroller of the Currency		\$ 29,930			
Office of Thrift Supervision		\$ 35,372			
Interest on the Public Debt					
Community Development Financial Insti. Funds					
DC Pensions					
Executive Office for Asset Forfeiture					
Office of Inspector General					
Treasury Franchise Fund					
Inspector General for Tax Administration					
TOTAL DEPARTMENT OF THE TREASURY	\$ 70,000	\$ 825,000	\$ 1,547,280	\$ 100,000	\$ 226,340
E-GOV FUNDING REQUEST	\$ 70,000	\$ 825,000	\$ 1,547,280	\$ 100,000	\$ 226,340

FY 2006**						
Department / Bureau	Integrated Acquisition Environment	E-Gov Travel [1]	E-Authentication	Financial Management LoB	Human Resources Management LoB	Grants Management LoB
Departmental Offices	\$ 6,013		\$ 61,447		\$ 2,053	\$ 14,450
Financial Crimes Enforcement Network	\$ 997		\$ 1,145		\$ 424	
Interagency Law Enforcement						
Financial Management Service	\$ 3,177		\$ 7,420		\$ 3,305	
Federal Financing Bank	\$ 44		\$ 56			
Alcohol and Tobacco Tax and Trade Bureau	\$ 1,142		\$ 1,940		\$ 830	
Bureau of Engraving and Printing	\$ 5,536		\$ 8,329		\$ 3,666	
United States Mint	\$ 5,815		\$ 7,024		\$ 3,291	
Bureau of the Public Debt	\$ 2,409		\$ 4,532		\$ 2,924	
Internal Revenue Service	\$ 141,936		\$ 338,989		\$ 158,057	
Office of Housing Finance Oversight						
Comptroller of the Currency	\$ 7,202		\$ 9,759		\$ 4,291	
Office of Thrift Supervision	\$ 2,605		\$ 3,193		\$ 1,462	
Interest on the Public Debt						
Community Development Financial Insti. Funds	\$ 166		\$ 121			
DC Pensions	\$ 357		\$ 69			
Executive Office for Asset Forfeiture	\$ 27		\$ 59			
Office of Inspector General	\$ 227		\$ 420		\$ 164	
Treasury Franchise Fund	\$ 8,927		\$ 2,474	\$ 83,333		
Inspector General for Tax Administration	\$ 1,776		\$ 3,023		\$ 1,351	
TOTAL DEPARTMENT OF THE TREASURY	\$ 188,356	\$ -	\$ 450,000	\$ 83,333	\$ 181,818	\$ 14,450
E-GOV FUNDING REQUEST	\$ 188,357	\$ 322,578	\$ 450,000	\$ 83,333	\$ 181,818	\$ 14,450
						FY 2006 Total
						\$ 3,686,577
						\$ 4,009,156

Notes

[1] No transfer of funds required for E-Gov Travel; agency to spend funds on migration activities

ATTACHMENT J
DEPARTMENT OF VETERANS AFFAIRS
FY 2006 E-Government Distribution

FY 2006						
Department / Bureau	GovBenefits.gov	E-Rulemaking	Business Gateway	Geospatial One-Stop	Grants.gov	E-Gov Travel
Medical Programs		\$ 109,000	\$ 291,081		\$ 150,968	
Benefits Programs	\$ 322,583	\$ 256,000	\$ 21,275		\$ 75,372	
Departmental Administration			\$ 9,994	\$ 30,000		\$ 184,166
TOTAL DEPARTMENT OF VETERANS AFFAIRS	\$ 322,583	\$ 365,000	\$ 322,350	\$ 30,000	\$ 226,340	\$ 184,166
E-GOV FUNDING REQUEST	\$ 322,583	\$ 365,000	\$ 322,350	\$ 30,000	\$ 226,340	\$ 184,166

FY 2006							
Department / Bureau	Integrated Acquisition Environment	E-Authentication	Financial Management LoB	Human Resources Management LoB	Grants Management LoB	Federal Health Architecture LoB	
Medical Programs	\$ 1,207,755					\$ 1,720,760	
Benefits Programs	\$ 88,079				\$ 14,450		
Departmental Administration	\$ 72,921	\$ 450,000	\$ 83,333	\$ 181,818			
TOTAL DEPARTMENT OF VETERANS AFFAIRS	\$ 1,368,755	\$ 450,000	\$ 83,333	\$ 181,818	\$ 14,450	\$ 1,720,760	
E-GOV FUNDING REQUEST	\$ 1,368,755	\$ 450,000	\$ 83,333	\$ 181,818	\$ 14,450	\$ 1,720,760	
							FY 2006 Total
							\$ 5,269,555
							\$ 5,269,555

ATTACHMENT J
GENERAL SERVICES ADMINISTRATION
FY 2006 E-Government Distribution

FY 2006					
Department / Bureau or Account	USA Services [1]	E-Rulemaking	Federal Asset Sales	Business Gateway	Geospatial One-Stop
FCIC Appropriated - Fund 105	\$ 7,564,000				
FCIC Reimbursable - Fund 105	\$ 1,658,720				
Operating Expense - Direct Fund 142	\$ 1,532,000				
General Supply Fund			\$ 1,800,000		
Governmentwide Policy Fund		\$ 175,000		\$ 64,470	\$ 100,000
Federal Buildings Fund			\$ 616,244		
TOTAL GENERAL SERVICES ADMINISTRATION	\$ 10,754,720	\$ 175,000	\$ 2,416,244	\$ 64,470	\$ 100,000
E-GOV FUNDING REQUEST	\$ 9,229,254	\$ 175,000	\$ 2,416,244	\$ 64,470	\$ 100,000

FY 2006						
Department / Bureau	E-Gov Travel	Integrated Acquisition Environment	E-Authentication	Financial Management LoB	Human Resources Management LoB	
Working Capital Fund		\$ 2,830,707	\$ 631,149	\$ 83,333	\$ 45,455	
General Supply Fund - IFF Revenue	\$ 6,459,990					FY 2006 Total
TOTAL GENERAL SERVICES ADMINISTRATION	\$ 6,459,990	\$ 2,830,707	\$ 631,149	\$ 83,333	\$ 45,455	\$ 23,561,068
E-GOV FUNDING REQUEST	\$ 6,459,990	\$ 2,830,707	\$ 631,149	\$ 83,333	\$ 45,455	\$ 22,035,602

Notes

[1] Agency contributing funds beyond the requested amount.

ATTACHMENT J
OTHER AGENCIES
FY 2006 E-Government Distribution

Agencies without Bureau Breakouts
--

U.S. Army Corps of Engineers
Environmental Protection Agency
National Aeronautics and Space Administration
National Archives and Records Administration
National Science Foundation
Nuclear Regulatory Commission
Office of Personnel Management
Small Business Administration
Smithsonian Institution
Social Security Administration
U.S. Agency for International Development

Attachment K
FY 2002 through FY 2005 Agency Funding for E-Gov and LoB Initiatives

Agency	Initiative	FY 2002 Agency Contributions (Includes In-Kind)	FY 2003 Agency Contributions (Includes In-Kind)	FY 2004 Agency Contributions (Includes In-Kind)	FY 2005 Agency Contributions (Includes In-Kind)
Broadcasting Board of Governors	Integrated Acquisition Environment		\$6,868		
	BBG Total	\$0	\$6,868	\$0	\$0
Chief Information Officers Council	Grants Management LoB				\$16,625
	CIO Council Total	\$0	\$0	\$0	\$16,625
Corporation for National Community Service	Grants.gov				\$226,340
	Grants Management LoB				\$16,625
	CNCS Total	\$0	\$0	\$0	\$242,965
Department of Agriculture	Recreation One-Stop		\$50,000	\$50,000	\$200,000
	GovBenefits.gov	\$500,000	\$1,019,000	\$1,019,000	\$322,583
	E-Loans		\$397,000	\$397,000	\$400,000
	E-Rulemaking				\$885,000
	Business Gateway				\$725,146
	Geospatial One-Stop	\$135,000	\$135,000	\$135,000	\$135,000
	Disaster Management		\$1,480,000	\$681,250	\$681,250
	SAFECOM		\$1,431,000	\$1,520,000	\$1,550,000
	Grants.gov		\$675,000	\$445,500	\$754,467
	E-Training			\$1,250,000	
	E-Payroll		\$648,500	\$1,482,000	
	E-Gov Travel			\$568,000	\$1,059,462
	Integrated Acquisition Environment		\$635,334	\$759,909	\$632,295
	E-Records Management				\$40,000
	E-Authentication		\$1,200,000	\$377,000	\$393,000
	Financial Management LoB				\$83,333
	Human Resources Management LoB				\$181,818
	Grants Management LoB				\$33,250
	USDA Total	\$635,000	\$7,670,834	\$8,684,659	\$8,076,604

Attachment K
FY 2002 through FY 2005 Agency Funding for E-Gov and LoB Initiatives

Agency	Initiative	FY 2002 Agency Contributions (Includes In-Kind)	FY 2003 Agency Contributions (Includes In-Kind)	FY 2004 Agency Contributions (Includes In-Kind)	FY 2005 Agency Contributions (Includes In-Kind)
Department of Commerce	Recreation One-Stop		\$25,000	\$25,000	\$25,000
	E-Rulemaking				\$355,000
	International Trade Process Streamlining		\$1,100,000	\$705,000	\$710,000
	Business Gateway				\$725,146
	Geospatial One-Stop	\$200,000	\$200,000	\$300,000	\$300,000
	Disaster Management		\$1,480,000	\$681,250	\$681,250
	Grants.gov		\$675,000	\$118,038	\$452,680
	E-Training			\$590,000	
	E-Payroll	\$5,000			
	E-Gov Travel			\$142,000	\$221,309
	Integrated Acquisition Environment		\$205,196	\$245,229	\$221,208
	E-Records Management				\$40,000
	E-Authentication		\$500,000	\$234,969	\$393,000
	Financial Management LoB				\$83,333
	Human Resources Management LoB				\$90,909
	Grants Management LoB				\$33,250
	DoC Total	\$205,000	\$4,185,196	\$3,041,486	\$4,332,085
Department of Defense	E-Rulemaking		\$100,000	\$775,000	\$885,000
	Business Gateway				\$232,047
	Geospatial One-Stop	\$475,000	\$325,000	\$325,000	\$300,000
	Disaster Management		\$1,480,000	\$681,250	\$681,250
	SAFECOM		\$3,345,000	\$1,770,000	\$1,805,000
	Grants.gov	\$225,000	\$675,000	\$1,217,000	\$452,680
	E-Payroll	\$28,000	\$7,999,300	\$15,605,000	
	Integrated Acquisition Environment	\$7,798,772	\$15,697,264	\$14,652,000	\$15,717,299
	E-Records Management				\$350,000
	E-Authentication		\$2,500,000	\$377,000	\$393,000
	Financial Management LoB				\$83,333
	Human Resources Management LoB				\$181,818
	Grants Management LoB				\$33,250
	Federal Health Architecture LoB				\$1,654,577
	DoD Total	\$8,526,772	\$32,121,564	\$35,402,250	\$22,769,254

Attachment K

FY 2002 through FY 2005 Agency Funding for E-Gov and LoB Initiatives

Agency	Initiative	FY 2002 Agency Contributions (Includes In-Kind)	FY 2003 Agency Contributions (Includes In-Kind)	FY 2004 Agency Contributions (Includes In-Kind)	FY 2005 Agency Contributions (Includes In-Kind)
Department of Education	GovBenefits.gov	\$300,000	\$1,019,000	\$1,019,000	\$322,583
	E-Loans	\$150,000	\$397,000	\$397,000	\$400,000
	E-Rulemaking				\$180,000
	Business Gateway				\$58,011
	Grants.gov		\$2,047,500	\$855,000	\$754,467
	E-Training			\$211,253	
	E-Gov Travel			\$20,000	\$40,024
	Integrated Acquisition Environment		\$79,846	\$95,000	\$75,981
	E-Authentication		\$2,500,000	\$377,000	\$393,000
	Financial Management LoB				\$83,333
	Human Resources Management LoB				\$45,455
	Grants Management LoB				\$99,750
		Education Total	\$450,000	\$6,043,346	\$2,974,253
Department of Energy	GovBenefits.gov	\$180,000	\$491,000	\$491,000	\$161,282
	E-Rulemaking		\$100,000	\$186,000	\$355,000
	Business Gateway				\$58,011
	SAFECOM		\$1,431,000	\$1,430,000	\$1,550,000
	Grants.gov	\$150,000		\$262,000	\$452,680
	E-Training			\$475,000	\$2,249,000
	E-Gov Travel			\$20,000	\$258,980
	Integrated Acquisition Environment		\$4,792,480	\$95,000	\$3,133,476
	E-Records Management	\$401,000	\$100,000		\$10,000
	E-Authentication			\$377,000	\$393,000
	Financial Management LoB				\$83,333
	Human Resources Management LoB				\$45,455
	Grants Management LoB				\$16,625
	Case Management LoB				\$500,000
	DoE Total	\$731,000	\$6,914,480	\$3,336,000	\$9,266,842

Attachment K
FY 2002 through FY 2005 Agency Funding for E-Gov and LoB Initiatives

Agency	Initiative	FY 2002 Agency Contributions (Includes In-Kind)	FY 2003 Agency Contributions (Includes In-Kind)	FY 2004 Agency Contributions (Includes In-Kind)	FY 2005 Agency Contributions (Includes In-Kind)
Department of Health and Human Services	GovBenefits.gov	\$500,000	\$1,019,000	\$1,019,000	\$322,583
	E-Rulemaking		\$100,000	\$775,000	\$885,000
	Business Gateway				\$725,146
	Consolidated Health Informatics	\$50,000			
	Disaster Management		\$1,480,000	\$681,250	\$681,250
	SAFECOM		\$1,431,000	\$1,520,000	\$1,550,000
	Grants.gov	\$4,350,000		\$1,220,000	\$754,467
	E-Gov Travel			\$319,000	\$553,274
	Integrated Acquisition Environment	\$490,880	\$1,136,338	\$1,107,850	\$1,502,650
	E-Records Management				\$40,000
	E-Authentication		\$500,000	\$377,000	\$393,000
	Financial Management LoB				\$83,333
	Human Resources Management LoB				\$90,909
	Grants Management LoB				\$99,750
Federal Health Architecture LoB				\$2,206,102	
	HHS Total	\$5,390,880	\$5,666,338	\$7,019,100	\$9,887,464
Department of Homeland Security	GovBenefits.gov	\$300,000	\$491,000	\$491,000	\$161,282
	E-Rulemaking			\$750,000	\$885,000
	Business Gateway				\$725,146
	Geospatial One-Stop	\$100,000	\$100,000	\$100,000	\$100,000
	Disaster Management		\$11,800,000	\$14,296,924	\$12,262,500
	SAFECOM		\$9,500,000	\$12,520,000	\$12,550,000
	Grants.gov		\$675,000	\$635,000	\$452,680
	E-Training				\$2,285,000
	E-Payroll	\$5,000			
	E-Gov Travel				\$721,075
	Integrated Acquisition Environment		\$26,615	\$1,180,994	\$1,411,448
	E-Records Management				\$100,000
	E-Authentication				\$393,000
	Financial Management LoB				\$83,333
	Human Resources Management LoB				\$181,818
	Case Management LoB				\$500,000
	DHS Total	\$405,000	\$22,592,615	\$29,973,918	\$32,812,282

Attachment K
FY 2002 through FY 2005 Agency Funding for E-Gov and LoB Initiatives

Agency	Initiative	FY 2002 Agency Contributions (Includes In-Kind)	FY 2003 Agency Contributions (Includes In-Kind)	FY 2004 Agency Contributions (Includes In-Kind)	FY 2005 Agency Contributions (Includes In-Kind)
Department of Housing and Urban Development	GovBenefits.gov	\$500,000	\$1,019,000	\$1,019,000	\$322,583
	E-Loans		\$397,000	\$397,000	\$400,000
	E-Rulemaking		\$100,000	\$300,000	\$355,000
	Business Gateway				\$232,047
	Grants.gov	\$2,000,000	\$47,500	\$1,029,000	\$754,467
	E-Training			\$1,100,000	
	E-Gov Travel			\$37,000	\$70,632
	Integrated Acquisition Environment		\$66,968	\$81,000	\$75,491
	E-Records Management				\$10,000
	E-Authentication		\$300,000	\$377,000	\$393,000
	Financial Management LoB				\$83,333
	Grants Management LoB				\$99,750
		HUD Total	\$2,500,000	\$1,930,468	\$4,340,000
Department of Justice	E-Rulemaking				\$355,000
	Business Gateway				\$232,047
	Disaster Management			\$1,480,000	
	SAFECOM			\$4,312,000	\$1,550,000
	Grants.gov	\$455,000	\$910,000	\$805,000	\$452,680
	E-Training			\$1,080,000	
	E-Payroll	\$5,000			
	E-Gov Travel			\$554,000	\$871,114
	Integrated Acquisition Environment		\$734,068	\$556,492	\$600,695
	E-Records Management				\$40,000
	E-Authentication			\$377,000	\$393,000
	Financial Management LoB				\$83,333
	Human Resources Management LoB				\$181,818
	Grants Management LoB				\$66,500
	Case Management LoB				\$1,500,000
	DoJ Total	\$460,000	\$1,644,068	\$9,164,492	\$6,326,187

Attachment K

FY 2002 through FY 2005 Agency Funding for E-Gov and LoB Initiatives

Agency	Initiative	FY 2002 Agency Contributions (Includes In-Kind)	FY 2003 Agency Contributions (Includes In-Kind)	FY 2004 Agency Contributions (Includes In-Kind)	FY 2005 Agency Contributions (Includes In-Kind)
Department of Labor	GovBenefits.gov	\$600,000	\$2,000,000	\$4,000,000	\$3,000,000
	E-Rulemaking	\$50,000	\$135,000	\$775,000	\$885,000
	Business Gateway				\$725,146
	Grants.gov	\$455,000	\$910,000	\$630,000	\$754,467
	E-Training				\$650,000
	E-Gov Travel			\$100,000	\$247,208
	Integrated Acquisition Environment		\$240,397	\$288,000	\$230,806
	E-Records Management				\$10,000
	E-Authentication		\$2,000,000	\$244,361	\$393,000
	Financial Management LoB				\$83,333
	Human Resources Management LoB				\$45,455
	Grants Management LoB				\$66,500
	Case Management LoB				\$500,000
	DoL Total	\$1,105,000	\$5,285,397	\$6,037,361	\$7,590,915
Department of State	GovBenefits.gov	\$180,000	\$755,000	\$755,000	\$241,938
	E-Rulemaking				\$180,000
	Business Gateway				\$58,011
	Grants.gov				\$226,340
	E-Gov Travel			\$233,000	\$117,719
	Integrated Acquisition Environment		\$364,888	\$438,000	\$475,221
	E-Records Management				\$10,000
	E-Authentication		\$2,000,000		\$393,000
	Financial Management LoB				\$83,333
	Human Resources Management LoB				\$45,455
	Grants Management LoB				\$16,625
	State Total	\$180,000	\$3,119,888	\$1,426,000	\$1,847,642

Attachment K
FY 2002 through FY 2005 Agency Funding for E-Gov and LoB Initiatives

Agency	Initiative	FY 2002 Agency Contributions (Includes In-Kind)	FY 2003 Agency Contributions (Includes In-Kind)	FY 2004 Agency Contributions (Includes In-Kind)	FY 2005 Agency Contributions (Includes In-Kind)
Department of the Interior	Recreation One-Stop	\$200,000	\$200,000	\$200,000	\$250,000
	E-Rulemaking				\$885,000
	Business Gateway				\$232,047
	Geospatial One-Stop	\$1,500,000	\$245,000	\$1,925,000	\$500,000
	Disaster Management			\$1,844,250	
	SAFECOM			\$2,951,000	
	Grants.gov				\$452,680
	E-Training				\$1,270,000
	E-Payroll		\$3,840,000	\$16,639,400	
	E-Gov Travel			\$142,000	\$647,449
	Integrated Acquisition Environment		\$371,756	\$446,000	\$550,022
	E-Records Management				\$40,000
	E-Authentication				\$393,000
	Financial Management LoB				\$83,333
	Human Resources Management LoB				\$90,909
Grants Management LoB				\$16,625	
	Dol Total	\$1,700,000	\$4,656,756	\$24,147,650	\$5,411,065
Department of the Treasury	IRS Free File		\$356,000	\$104,500	\$70,000
	E-Rulemaking		\$100,000	\$775,000	\$885,000
	Expanding Electronic Tax Products for Businesses	\$18,000,000	\$14,528,034	\$3,200,000	
	Business Gateway				\$1,450,291
	Grants.gov				\$226,340
	E-Training			\$2,630,000	\$2,200,000
	E-Payroll	\$31,000			
	E-Gov Travel			\$700,000	\$988,832
	Integrated Acquisition Environment		\$557,205	\$443,280	\$261,244
	E-Records Management				\$100,000
	E-Authentication		\$3,200,000	\$377,000	\$393,000
	Financial Management LoB				\$83,333
	Human Resources Management LoB				\$181,818
Grants Management LoB				\$16,625	
	Treasury Total	\$18,031,000	\$18,741,239	\$8,229,780	\$6,856,483

Attachment K
FY 2002 through FY 2005 Agency Funding for E-Gov and LoB Initiatives

Agency	Initiative	FY 2002 Agency Contributions (Includes In-Kind)	FY 2003 Agency Contributions (Includes In-Kind)	FY 2004 Agency Contributions (Includes In-Kind)	FY 2005 Agency Contributions (Includes In-Kind)
Department of Transportation	Recreation One-Stop			\$25,000	\$25,000
	E-Rulemaking		\$5,100,000	\$775,000	\$1,115,792
	Business Gateway				\$725,146
	Geospatial One-Stop	\$690,000	\$200,000	\$200,000	\$200,000
	Disaster Management		\$1,015,576		
	Grants.gov	\$30,850	\$2,016,650	\$682,500	\$754,467
	E-Training	\$250,000		\$300,000	\$750,000
	E-Gov Travel			\$546,000	\$447,328
	Integrated Acquisition Environment		\$418,119	\$171,514	\$353,765
	E-Records Management				\$40,000
	E-Authentication				\$393,000
	Financial Management LoB				\$83,333
	Human Resources Management LoB				\$90,909
	Grants Management LoB				\$99,750
	DoT Total	\$970,850	\$8,750,345	\$2,700,014	\$5,078,490
Department of Veterans Affairs	GovBenefits.gov	\$500,000	\$1,019,000	\$1,019,000	\$322,583
	E-Loans		\$397,000	\$397,000	\$400,000
	E-Rulemaking				\$355,000
	Business Gateway				\$232,047
	Grants.gov				\$226,340
	E-Training			\$450,000	
	E-Gov Travel			\$342,000	\$553,274
	Integrated Acquisition Environment		\$1,510,206	\$1,812,000	\$1,898,414
	E-Records Management				\$100,000
	E-Authentication		\$1,700,000	\$244,361	\$393,000
	Financial Management LoB				\$83,333
	Human Resources Management LoB				\$181,818
	Grants Management LoB				\$16,625
Federal Health Architecture LoB				\$1,654,577	
	VA Total	\$500,000	\$4,626,206	\$4,264,361	\$6,417,011

Attachment K
FY 2002 through FY 2005 Agency Funding for E-Gov and LoB Initiatives

Agency	Initiative	FY 2002 Agency Contributions (Includes In-Kind)	FY 2003 Agency Contributions (Includes In-Kind)	FY 2004 Agency Contributions (Includes In-Kind)	FY 2005 Agency Contributions (Includes In-Kind)
Environmental Protection Agency	E-Rulemaking	\$120,000	\$100,000	\$775,000	\$885,000
	Business Gateway				\$725,146
	Geospatial One-Stop	\$160,000	\$160,000	\$160,000	\$160,000
	Disaster Management		\$1,480,000	\$681,250	\$681,250
	Grants.gov				\$452,680
	E-Training			\$80,000	
	E-Gov Travel			\$97,000	\$188,348
	Integrated Acquisition Environment		\$190,600	\$228,000	\$185,555
	E-Records Management				\$212,000
	E-Authentication		\$2,300,000	\$377,000	\$393,000
	Financial Management LoB				\$83,333
	Human Resources Management LoB				\$45,455
	Grants Management LoB				\$16,625
		EPA Total	\$280,000	\$4,230,600	\$2,398,250
Equal Employment Opportunity Commission	Integrated Acquisition Environment		\$4,293		
		EEOC Total	\$0	\$4,293	\$0
Federal Energy Regulatory Commission	E-Payroll	\$98,000			
		FERC Total	\$98,000	\$0	\$0
General Services Administration	USA Services		\$5,729,000	\$8,113,150	\$9,323,020
	E-Rulemaking				\$180,000
	Federal Asset Sales	\$1,321,980	\$4,402,000	\$5,600,000	\$7,400,000
	Business Gateway		\$300,000		\$58,011
	Grants.gov			\$537,778	
	E-Training	\$227,000			\$150,000
	E-Payroll		\$1,094,000	\$1,566,000	
	E-Gov Travel	\$2,400,000	\$13,500,000	\$10,400,000	\$9,900,000
	Integrated Acquisition Environment	\$24,452,355	\$36,993,772	\$14,719,944	\$5,708,786
	E-Records Management				\$10,000
	E-Authentication	\$1,650,000	\$2,800,000	\$600,000	\$549,000
	Financial Management LoB				\$83,333
	Human Resources Management LoB				\$45,455
		GSA Total	\$30,051,335	\$64,818,772	\$41,536,872
Institute of Museum and Library Services	Grants.gov				\$226,340
	Grants Management LoB				\$16,625
		IMLS Total	\$0	\$0	\$0

Attachment K
FY 2002 through FY 2005 Agency Funding for E-Gov and LoB Initiatives

Agency	Initiative	FY 2002 Agency Contributions (Includes In-Kind)	FY 2003 Agency Contributions (Includes In-Kind)	FY 2004 Agency Contributions (Includes In-Kind)	FY 2005 Agency Contributions (Includes In-Kind)
National Aeronautical and Space Administration	E-Rulemaking				\$180,000
	Business Gateway				\$11,602
	Geospatial One-Stop		\$200,000	\$200,000	\$200,000
	Grants.gov				\$452,680
	E-Training			\$70,000	\$1,000,000
	E-Payroll	\$5,000			
	E-Gov Travel			\$91,000	\$155,388
	Integrated Acquisition Environment		\$2,729,361	\$2,183,104	\$1,753,172
	E-Records Management				\$10,000
	E-Authentication		\$500,000	\$244,361	\$393,000
	Financial Management LoB				\$83,333
	Human Resources Management LoB				\$45,455
	NASA Total	\$5,000	\$3,429,361	\$2,788,465	\$4,284,630
National Archives and Records Administration	E-Rulemaking	\$360,000	\$100,000	\$100,000	
	Grants.gov				\$226,340
	Integrated Acquisition Environment		\$4,293		
	E-Records Management	\$312,000	\$905,000	\$620,000	
	NARA Total	\$672,000	\$1,009,293	\$720,000	\$226,340
National Endowment for the Arts	Grants.gov				\$226,340
		NEA Total	\$0	\$0	\$226,340
National Endowment for the Humanities	Grants.gov				\$226,340
	Grants Management LoB				\$16,625
		NEH Total	\$0	\$0	\$242,965
National Science Foundation	E-Rulemaking				\$100,000
	Business Gateway				\$11,602
	Grants.gov	\$1,820,000			\$452,680
	E-Payroll	\$3,000			
	E-Gov Travel			\$19,000	\$16,480
	Integrated Acquisition Environment		\$15,454	\$18,000	\$11,531
	E-Authentication				\$12,000
	Financial Management LoB				\$83,333
	Human Resources Management LoB				\$45,455
Grants Management LoB				\$66,500	
	NSF Total	\$1,823,000	\$15,454	\$37,000	\$799,581
Nuclear Regulatory Commission	E-Rulemaking		\$100,000		
	Integrated Acquisition Environment		\$6,868		\$6,546
	Financial Management LoB				\$83,333
	NRC Total	\$0	\$106,868	\$0	\$89,879

Attachment K
FY 2002 through FY 2005 Agency Funding for E-Gov and LoB Initiatives

Agency	Initiative	FY 2002 Agency Contributions (Includes In-Kind)	FY 2003 Agency Contributions (Includes In-Kind)	FY 2004 Agency Contributions (Includes In-Kind)	FY 2005 Agency Contributions (Includes In-Kind)
Office of Management and Budget	Recreation One-Stop	\$150,000	\$1,000,000	\$200,000	
	GovBenefits.gov	\$800,000			
	USA Services	\$100,000			
	E-Rulemaking	\$200,000			
	Business Gateway		\$1,600,000		
	Disaster Management	\$200,000			
	E-Training	\$200,000	\$200,000		
	E-Payroll	\$3,000	\$510,000		
	Integrated Acquisition Environment		\$2,576		
	E-Authentication	\$2,000,000			
	Grants Management LoB				\$16,625
	OMB Total	\$3,653,000	\$3,312,576	\$200,000	\$16,625
Office of Personnel Management	E-Rulemaking				\$180,000
	Business Gateway				\$232,047
	E-Training	\$2,256,721	\$2,500,000	\$2,500,000	\$685,000
	Recruitment One-Stop	\$1,200,000	\$9,200,000	\$3,000,000	\$3,000,000
	EHRI	\$3,200,000	\$24,000,000	\$2,000,000	\$2,000,000
	E-Clearance	\$5,200,000	\$6,960,000	\$8,690,000	\$8,092,000
	E-Payroll	\$727,000	\$2,483,999	\$2,500,000	\$6,600,000
	E-Gov Travel			\$19,000	\$25,899
	Integrated Acquisition Environment		\$24,040	\$29,000	\$24,003
	E-Authentication				\$393,000
	Financial Management LoB				\$83,333
Human Resources Management LoB				\$800,000	
	OPM Total	\$12,583,721	\$45,168,039	\$18,738,000	\$22,115,282
Peace Corps	Integrated Acquisition Environment		\$2,576		
	Peace Total	\$0	\$2,576	\$0	\$0
Procurement Executives Council	Integrated Acquisition Environment	\$3,920,000	\$4,250,000	\$1,900,000	
	PEC Total	\$3,920,000	\$4,250,000	\$1,900,000	\$0
Securities and Exchange Commission	Integrated Acquisition Environment		\$2,576		
	SEC Total	\$0	\$2,576	\$0	\$0

Attachment K
FY 2002 through FY 2005 Agency Funding for E-Gov and LoB Initiatives

Agency	Initiative	FY 2002 Agency Contributions (Includes In-Kind)	FY 2003 Agency Contributions (Includes In-Kind)	FY 2004 Agency Contributions (Includes In-Kind)	FY 2005 Agency Contributions (Includes In-Kind)
Small Business Administration	E-Loans		\$397,000	\$397,000	\$400,000
	E-Rulemaking				\$180,000
	Business Gateway		\$250,000		\$58,011
	Grants.gov				\$226,340
	E-Training			\$210,000	
	E-Gov Travel			\$36,000	\$21,188
	Integrated Acquisition Environment		\$6,010	\$7,000	\$4,001
	E-Authentication				\$393,000
	Financial Management LoB				\$83,333
	SBA Total	\$0	\$653,010	\$650,000	\$1,365,873
Smithsonian	Recreation One-Stop		\$25,000	\$25,000	\$25,000
	Smithsonian Total	\$0	\$25,000	\$25,000	\$25,000
Social Security Administration	GovBenefits.gov	\$500,000	\$1,019,000	\$1,019,000	\$322,583
	E-Rulemaking				\$355,000
	Business Gateway				\$725,146
	E-Vital	\$4,336,000	\$7,675,000	\$4,373,415	\$5,683,820
	Grants.gov				\$226,340
	E-Payroll	\$45,000			
	E-Gov Travel			\$101,660	\$308,060
	Integrated Acquisition Environment		\$95,300	\$57,217	\$45,873
	E-Records Management				\$40,000
	E-Authentication		\$3,000,000	\$377,000	\$393,000
	Financial Management LoB				\$83,333
	Human Resources Management LoB				\$90,909
	SSA Total	\$4,881,000	\$11,789,300	\$5,928,292	\$8,274,064
U.S. Agency for International Development	Grants.gov			\$1,132,000	\$452,680
	E-Training			\$500,000	
	E-Gov Travel			\$103,000	\$9,418
	Integrated Acquisition Environment		\$65,251	\$78,000	\$120,518
	E-Authentication				\$393,000
	Financial Management LoB				\$83,333
	Human Resources Management LoB				\$45,455
	Grants Management LoB				\$16,625
	USAID Total	\$0	\$65,251	\$1,813,000	\$1,121,029
U.S. Army Corps of Engineers	Recreation One-Stop	\$25,000	\$50,000	\$50,000	\$350,000
	Geospatial One-Stop		\$100,000	\$100,000	
	USACE Total	\$25,000	\$150,000	\$150,000	\$350,000
	Grand Total	\$99,782,558	\$272,988,577	\$227,626,203	\$208,997,391

Attachment L

E-Gov Initiatives and Lines of Business Funding Development Status Risks
As Requested by Division D, Section 737 of the Consolidated Appropriations Act of 2008

Initiative	Development Status	Risk Management Plan Available?
GovBenefits.gov	Operations & Maintenance	Yes
IRS Free File	Operations & Maintenance	Not Applicable - monitored as part of the IRS Filing Season Readiness process
Recreation One-Stop	Operations & Maintenance	Yes
USA Services	Operations & Maintenance	Yes
Disaster Assistance Improvement Plan	Full Acquisition	Yes
Business Gateway	Mixed Life Cycle	Yes
Consolidated Health Informatics	Not Applicable - project is absorbed into FHA LoB	Not Applicable - project is absorbed into FHA LoB
E-Rulemaking	Mixed Life Cycle	Yes
International Trade Data System	Mixed Life Cycle	Yes
Expanding Electronic Tax Products For Businesses	Not Applicable - Project is absorbed into larger agency program	Not Applicable - monitored as part of the IRS Filing Season Readiness process
Federal Asset Sales	Operations & Maintenance	Yes
International Trade Process Streamlining	Operations & Maintenance	Yes
Disaster Management	Operations & Maintenance	Yes
E-Vital	Mixed Life Cycle	Yes
Geospatial One-Stop	Operations & Maintenance	Yes
Grants.gov	Mixed Life Cycle	Yes
SAFECOM	Mixed Life Cycle	Yes
E-Clearance	Operations & Maintenance	Yes
EHRI	Mixed Life Cycle	Yes
E-Payroll	Mixed Life Cycle	Not Applicable - included as part of the HR LoB Risk Management Plan
E-Records Management	Operations & Maintenance	Not applicable - included by NARA Risk Review Board as part of agency program risk management
E-Training	Mixed Life Cycle	Not Applicable - included as part of the HR LoB Risk Management Plan
E-Gov Travel	Operations & Maintenance	Yes
Integrated Acquisition Environment	Mixed Life Cycle	Yes
IAE - Loans and Grants	Mixed Life Cycle	Not Applicable - joint acquisition for Dun & Bradstreet services required by FFATA
Recruitment One-Stop	Operations & Maintenance	Yes ¹
E-Authentication	Mixed Life Cycle	Yes
Budget Formulation and Execution LoB	Mixed Life Cycle	Yes
Case Management LoB	Not Applicable - initiative will be terminated in FY09	Not Applicable - initiative will be terminated in FY09
Federal Health Architecture LoB	Mixed Life Cycle	Yes
Financial Management LoB	Mixed Life Cycle	Yes
Geospatial LoB	Mixed Life Cycle	Yes
Grants Management LoB	Mixed Life Cycle	Yes
Human Resources LoB	Mixed Life Cycle	Yes
Information Systems Security LoB	Mixed Life Cycle	Yes
IT Infrastructure LoB	Mixed Life Cycle	Yes

Notes:

¹ - Per the FY 2008 Report to Congress on the Benefits of the E-Government Initiatives

Attachment M E-Gov Initiative Risks

(As reported by Initiative Program Managers in Risk Management Plans and/or OMB Exhibit 300 Submissions)

All initiatives are required by OMB Circular A-11 to have risk management plans; this status is indicated in Attachment L – "Initiative Development Status & Risk Plan - Per Initiatives". All initiatives are required to perform risk assessment at the initial concept, including the risk elements listed below and demonstrate active management of the risk throughout the life-cycle of the investment.

The following common areas of risk are found in OMB Circular A – 11 Supplement to Part 7—Capital Programming Guide:

- **Technology**—Lack of expertise, software and hardware maturity or immaturity, installation requirements, customization, O&M requirements, component delivery schedule/availability, uncertain and changing requirements, design errors and/or omissions, technical obsolescence.
- **Project Schedule and Resources**—Scope creep, requirement changes, insufficient or unavailable resources, overly optimistic task durations, and unnecessary activities within the schedule, critical deliverables or reviews not planned into the schedule.
- **Business**—Poorly written contracts, market or industry changes, new competitive products become available, creating a monopoly for future procurements.
- **Organizational and Change Management**—Business process reengineering acceptance by users and management, time and commitment managers will need to spend overseeing the change, lack of participation by business owners in the reengineering process, necessary change in manuals and handbooks, personnel management issues, labor unions, and ability of the organization to change.
- **Strategic**—Project does not tie to the Department's mission or strategic goals, project is not part of the Department's IT Capital Planning and Investment Control (CPIC) process.
- **Security**—Project does not conform to the requirements of OMB Circular A-130 Management of Federal Information Resources (November 28, 2000).
- **Privacy**—Project does not conform to the requirements of OMB Circular A-130.
- **Data**—Data standards are not defined, data acquisition and/or conversion costs are unknown.
- **Integration Risks**
- **Project Team Risks**
- **Requirements Risks**
- **Cost Risks**
- **Project Management Risks**

For each initiative we have included the categories or areas of risk identified as important to each of the E-Gov Initiatives. For details of these risks and mitigations please contact the initiative directly. Initiative contact information can be located on www.egov.gov.

GovBenefits

Categories or Areas of Risk:

- Schedule
- Initial Costs
- Life-Cycle Costs
- Technical Obsolescence
- Feasibility
- Reliability of Systems
- Dependencies and Interoperability Between This and Other Investments
- Surety (Asset Protection) Considerations
- Risk of Creating a Monopoly For Future Procurements
- Capability of Agency to Manage the Investment

Attachment M E-Gov Initiative Risks

(As reported by Initiative Program Managers in Risk Management Plans and/or OMB Exhibit 300 Submissions)

- Overall Risk of Investment Failure
- Organizational and Change Management
- Business
- Data/Info
- Technology
- Strategic
- Security
- Privacy
- Project Resources

IRS Free File – (Not Applicable – The Free File project risk is monitored as part of the IRS Filing Season Readiness process)

Recreation One-Stop

Categories or Areas of Risk:

- Schedule
- Initial Costs
- Life-Cycle Costs
- Technical Obsolescence
- Feasibility
- Reliability of Systems
- Dependencies and Interoperability Between This and Other Investments
- Surety (Asset Protection) Considerations
- Risk of Creating a Monopoly For Future Procurements
- Capability of Agency to Manage the Investment
- Overall Risk of Investment Failure
- Organizational and Change Management
- Business
- Data/Info
- Technology
- Strategic
- Security
- Privacy
- Project Resources

USA Services

Top Risks:

- Agencies and other key stakeholders do not understand benefits of working with USA Services infrastructure.
- Different levels of privacy requirements and needs, and agencies capabilities to handle citizen inquiries
- Legal, institutional, personnel and cultural barriers within federal government may prevent successful implementation throughout agencies
- Unable to continue to obtain funding for additional development and operation
- Ability to gather, agree and prioritize cross-agency requirements.
- Degree of technology integration required across participating agencies is more difficult than predicted
- No common technology solution can meet the widely varying business needs of the multiple agencies

Attachment M E-Gov Initiative Risks

(As reported by Initiative Program Managers in Risk Management Plans and/or OMB Exhibit 300 Submissions)

- Changes in federal/legislative mandates may require change in business objectives, processes, and functional requirements
- Senior executive sponsorship does not understand the value of USA Services.

Disaster Assistance Improvement Plan

Categories or Areas of Risk:

- Business Process
- Technology

Business Gateway

Categories or Areas of Risk:

- Funding
- Cost
- Schedule
- Quality
- Security/Privacy
- External

Expanding Electronic Tax Products For Businesses – (Not Applicable – monitored as part of the IRS Filing Season Readiness process)

Federal Asset Sales

Categories or Areas of Risk:

- Schedule
- Life-Cycle Costs
- Technical Obsolescence
- Feasibility
- Surety (Asset Protection) Considerations
- Capability of Agency to Manage the Investment
- Overall Risk of Investment Failure
- Organizational and Change Management
- Data/Info
- Strategic
- Security
- Privacy

International Trade Process Streamlining

Categories or Areas of Risk:

- Schedule
- Initial Costs
- Life-Cycle Costs
- Technical Obsolescence
- Feasibility
- Reliability of Systems
- Dependencies and Interoperability Between This and Other Investments
- Surety (Asset Protection) Considerations
- Risk of Creating a Monopoly For Future Procurements
- Capability of Agency to Manage the Investment
- Overall Risk of Investment Failure
- Organizational and Change Management

Attachment M E-Gov Initiative Risks

(As reported by Initiative Program Managers in Risk Management Plans and/or OMB Exhibit 300 Submissions)

- Business
- Data/Info
- Technology
- Strategic
- Security
- Privacy
- Project Resources

Disaster Management

Categories or Areas of Risk:

- Schedule
- Initial Costs
- Life-Cycle Costs
- Technical Obsolescence
- Feasibility
- Reliability of Systems
- Dependencies and Interoperability Between This
- Surety (Asset Protection) Considerations
- Risk of Creating a Monopoly For Future Procure
- Capability of Agency to Manage the Investment
- Overall Risk of Investment Failure
- Organizational and Change Management
- Business
- Data/Info
- Technology
- Strategic
- Security
- Privacy
- Project Resources

E-Vital

Categories or Areas of Risk:

- Schedule
- Initial Cost
- Life Cycle Cost
- Technical Obsolescence
- Feasibility
- System Reliability
- Dependencies
- Interoperability
- Asset Protection Consideration
- Monopoly creation for future procurements
- Agency Project Management Capability
- Project Team Skill Set
- Project Team Staff Turnover
- System Development Methodology and Implementation Strategy
- Overall Risk of Project Failure
- Requirements Stability
- Design Complexity
- Project scope/size

Attachment M E-Gov Initiative Risks

(As reported by Initiative Program Managers in Risk Management Plans and/or OMB Exhibit 300 Submissions)

- Organizational impact
- Change Management
- Business Process
- Data/Information
- Technology
- Security – General
- Information Confidentiality
- Information Availability
- Information Reliability
- Privacy
- Project Resources

Geospatial One-Stop

Categories or Areas of Risk:

- Dependencies and interoperability between this investment and others
- Schedule and Cost
- Initial Costs
- Life-Cycle costs
- Technical obsolescence
- Feasibility
- Reliability of systems
- Surety (asset protection) considerations
- Risk of creating a monopoly for future procurements
- Capability of Agency to manage the investment
- Overall risk of project failure
- Organizational and Change Risks
- Business Risks
- Data/Info Risks
- Technology Risks
- Strategic Risks
- Security Risks
- Privacy
- Project Resources

Grants.gov

Categories or Areas of Risk:

- Schedule
- Initial Cost
- Life-Cycle Costs
- Technical Obsolescence
- Feasibility
- Reliability of Systems
- Dependencies and Interoperability Between this System and Others
- Surety (Asset Protection) Considerations
- Risk of Creating a Monopoly for Future Procurements
- Capability of Agency to Manage the Investment
- Overall Risk of Project Failure
- Organizational and Change Management
- Business
- Data/Information

Attachment M E-Gov Initiative Risks

(As reported by Initiative Program Managers in Risk Management Plans and/or OMB Exhibit 300 Submissions)

- Technology
- Strategic
- Security
- Privacy
- Project Resources

SAFECOM

Categories or Areas of Risk:

- Schedule
- Life-Cycle Costs
- Technical Obsolescence
- Feasibility
- Reliability of Systems
- Dependencies and Interoperability Between This Investment And Others
- Risk of Creating a Monopoly For Future Procurements
- Capability of Agency to Manage the Investment
- Overall Risk of Investment Failure
- Organizational and Change Management
- Business
- Data/Info
- Technology
- Strategic
- Security
- Privacy
- Project Resources

EHRI

Categories or Areas of Risk:

- Schedule
- Initial Costs
- Life-Cycle Costs
- Technical Obsolescence
- Feasibility
- Reliability of Systems
- Dependencies and Interoperability Between This
- Surety (Asset Protection) Considerations
- Risk of Creating a Monopoly For Future Procure
- Capability of Agency to Manage the Investment
- Overall Risk of Investment Failure
- Organizational and Change Management
- Business
- Data/Info
- Technology
- Strategic
- Security
- Privacy
- Project Resources

E-Payroll – (Not Applicable – included as part of the HR LoB Risk Management Plan)

Attachment M E-Gov Initiative Risks

(As reported by Initiative Program Managers in Risk Management Plans and/or OMB Exhibit 300 Submissions)

E-Records Management – The E-Records Management E-Gov Initiative is a policy initiative program and the NARA Risk Review Board manages its risks as part of agency program risk management.

E-Rulemaking

Categories or Areas of Risk:

- Cost
- Schedule
- Technical
- Other

E-Gov Travel

Categories or Areas of Risk:

- Schedule
- Initial Costs
- Technical Obsolescence
- Feasibility
- Reliability of Systems
- Dependencies and interoperability between this program and others
- Surety (Asset Protection) Considerations
- Capability of Agency to Manage the Investment
- Overall Risk of Investment Failure
- Organizational and Change Management
- Data/Info
- Technology
- Strategic
- Security
- Project Resources

Integrated Acquisition Environment – Loans and Grants - (Not Applicable – joint acquisition for Dun & Bradstreet services required by FFATA)

Integrated Acquisition Environment

Categories or Areas of Risk:

- Schedule
- Initial Costs
- Life-Cycle Costs
- Technical Obsolescence
- Feasibility
- Reliability of Systems
- Dependencies and Interoperability between This and Other Investments
- Surety (Asset Protection) Considerations
- Risk of Creating a Monopoly for Future Procurements
- Capability of Agency to Manage the Investment
- Overall Risk of Investment Failure
- Organizational and Change Management
- Business
- Data/Info
- Technology
- Strategic

Attachment M E-Gov Initiative Risks

*(As reported by Initiative Program Managers in Risk Management Plans and/or OMB Exhibit
300 Submissions)*

- Security
- Privacy
- Project Resources

E-Authentication

Categories or Areas of Risk:

- Dependencies and interoperability between the project and others
- Capability of agency to manage the project
- Overall risk of project failure
- Business
- Project resources

Budget Formulation and Execution LoB

Categories or Areas of Risk:

- Organization and change management
- Project resources
- Security
- Schedule

Federal Health Architecture LoB

Categories or Areas of Risk:

- Schedule
- Initial Costs
- Life-cycle Costs
- Technical obsolescence
- Feasibility
- Reliability of systems
- Dependencies/interoperability
- Surety Considerations
- Future Procurements
- Project Management
- Overall project failure
- Organization/Change Management
- Business
- Data/Info
- Technology
- Strategic
- Security
- Privacy
- Project Resources

Financial Management LoB

Categories or Areas of Risk:

- Organizational and change management
- Organizational -Leadership engagement
- Initial costs
- Capacity to manage the investment
- Security
- Privacy
- Feasibility
- Reliability of system

Attachment M E-Gov Initiative Risks

(As reported by Initiative Program Managers in Risk Management Plans and/or OMB Exhibit 300 Submissions)

- Overall risk of investment failure
- Data/Info
- Technology
- Strategic
- Business
- Schedule
- Life-cycle costs
- Technical Obsolescence
- Dependencies & Interoperability
- Project Resources

Geospatial LoB

Categories or Areas of Risk:

- Operations
- Compliance
- Strategic
- Reporting

Grants Management LoB

Categories or Areas of Risk:

- Schedule
- Initial Costs
- Life-Cycle Costs
- Technical Obsolescence
- Dependencies and Interoperability Between This
- Reliability of Systems
- Surety (Asset Protection) Considerations
- Capability of Agency to Manage the Investment
- Overall Risk of Investment Failure
- Business
- Data/Info
- Technology
- Security
- Privacy
- Project Resources
- Feasibility
- Risk of Creating a Monopoly For Future Procure
- Organizational and Change Management
- Strategic

Human Resources LoB

Categories or Areas of Risk:

- Organizational/Change Management
- Overall risk of investment failure
- Risk of creating a monopoly for future procurements
- Schedule
- Security
- Technology Obsolescence
- Capability of agency to manage the investment
- Feasibility

Attachment M E-Gov Initiative Risks

(As reported by Initiative Program Managers in Risk Management Plans and/or OMB Exhibit 300 Submissions)

- Reliability of systems
- Technology
- Business
- Initial Costs
- Life-Cycle Costs
- Strategic
- Surety (asset protection) considerations
- Dependencies and Interoperability Between this and Other Investments
- Data/Information
- Privacy
- Project Resources

Information Systems Security LoB

Categories or Areas of Risk:

- Schedule
- Initial Costs
- Life-cycle Costs
- Technical obsolescence
- Feasibility
- Reliability of systems
- Dependencies/interoperability
- Surety Considerations
- Future Procurements
- Project Management
- Overall project failure
- Organization/Change Management
- Business
- Data/Info
- Technology
- Strategic
- Security
- Privacy
- Project Resources

IT Infrastructure LoB

Categories or Areas of Risk:

- Schedule
- Initial Costs
- Life-cycle Costs
- Technical obsolescence
- Feasibility
- Reliability of systems
- Dependencies/ interoperability
- Surety Considerations
- Future Procurements
- Project Management
- Overall project failure
- Organization/Change Management
- Business
- Data/Info

Attachment M
E-Gov Initiative Risks

(As reported by Initiative Program Managers in Risk Management Plans and/or OMB Exhibit 300 Submissions)

- Technology
- Strategic
- Security
- Privacy
- Project Resources
- COI
- IT Workforce
- Accuracy of Data

Attachment N

E-Government and Lines of Business Initiatives Milestones & Goals

Milestones are denoted by a bullet point; statements/goals do not have bullet points

Initiative/LoB	Description/Objectives	Completed Milestones	Future Milestones/Goals
Recreation One-Stop (DOI) www.recreation.gov	<p>Reduce amount of time citizens expend searching for information about recreation sites and reservations.</p> <p>Eliminate task duplication across government agencies, which will decrease operational costs, while improving customer service and increasing use at underutilized facilities.</p>	<ul style="list-style-type: none"> ▪ Recreation.gov officially launched on National Public Lands Day ▪ Initial release consolidated recreation reservation system. ▪ Integrated all USDA systems with the launch of Recreation.gov. ▪ Launched Recreation Information Data Base (RIDB) version 2.0 ▪ Implemented new National Recreation Reservation Service (NRRS) [Phase I - release of consolidated recreation reservation system front-end] ▪ Implemented new NRRS (USDA, USACE, DOI) – [Phase II – consolidated] 	<p>Additional enhancements and other changes to the portal will be determined based on customer feedback and partner agency requirements. The initiative will continue to be collaboratively managed by USDA, DOI, and USACE.</p>
GovBenefits.gov (DoL) www.govbenefits.gov	<p>Reduce the amount of time citizens spend trying to identify and access relevant information about government benefit programs that match their specific needs.</p> <p>Reduce the number of incorrect benefits submittals from citizens.</p>	<ul style="list-style-type: none"> ▪ GovBenefits.gov officially launched ▪ Acquired and published benefit information from all 50 states ▪ Establish cross-governmental standards working group and governance structure ▪ GovBenefits launch of GovLoans.gov gateway and Spanish language version ▪ Launched portal architecture and deployed online Content Management System, enabling partners to maintain their own content <p>As of Q3 FY07, GovBenefits.gov served more than 24 million visitors and referred more than 5 million to agency points of contact.</p>	<p>Additional enhancements and other changes to the GovBenefits system will be managed by the initiative in conjunction with the 16 partner agencies on the GovBenefits.gov Governance Board.</p>
GovLoans.gov (ED) www.govloans.gov	<p>Provide citizens with quick and easy access to Federal loan program information on the web.</p> <p>Provide agencies and lenders with quicker and easier access to risk mitigation data.</p>	<ul style="list-style-type: none"> ▪ Release of E-Loans Gateway ▪ Release of GovLoans.gov gateway ▪ Established agreement between GovBenefits.gov and E-Loans to create the GovLoans Gateway as a part of the GovBenefits.gov site ▪ Successfully completed E-Gov milestones and transitioned to the Federal Interagency Credit Council 	<p>N/A</p>

Attachment N

E-Government and Lines of Business Initiatives Milestones & Goals

Milestones are denoted by a bullet point; statements/goals do not have bullet points

Initiative/LoB	Description/Objectives	Completed Milestones	Future Milestones/Goals
<p>USA Services (GSA) www.usaservices.gov 1-800-FedInfo (333-4636) Publications Center in Pueblo, CO</p>	<p>Improve customer service to citizens across the Federal government.</p> <p>Reduce costs in labor, information technology, and citizen service contact centers by providing best value and practices to Federal agencies in citizen customer service.</p>	<ul style="list-style-type: none"> ▪ Launched USA Services ▪ FirstContact - Established and awarded a contract vehicle for agency contact center services ▪ Established 20 Working agreements with Federal agency partners and set up nine Tier 1 telephone and email inquiry customers ▪ Hurricane Recovery Support - Awarded two FirstContact task orders for FEMA National Processing Service Center to assist with registering victims of hurricanes Katrina, Wilma, and Rita 	<p>Additional goals and milestones beyond operations and maintenance of the current site will be determined collaboratively by citizens, partner agencies, and initiative working groups (e.g., Citizen Service Levels Interagency Committee - CSLIC).</p>
<p>IRS Free File (Treasury) http://www.irs.gov/efile/article/0,,id=118986,00.html</p>	<p>Reduce burden and costs to taxpayers.</p>	<ul style="list-style-type: none"> ▪ Initial deployment of industry partnership free e-filing solution for 2003 season ▪ Executed new five year Agreement with the Free File Alliance to provide free e-filing solutions to 70% of U.S. individual income tax return population ▪ Negotiated removal of ancillary products from the Free File program ▪ Launched a Spanish Free File website 	<p>IRS Free File continues to monitor/respond to external feedback received, develop and implement Free File Alliance web sites/software, and produce Free File volumes. IRS Free File will continue to work with the Free File Alliance to establish new Free File agreements.</p>
<p>Disaster Assistance Improvement Plan (DHS)</p>	<p>Provide citizens with a single source to obtain disaster assistance information on Federal, State, Tribal, local and private non-profit programs.</p> <p>Provide citizens with a single application process for applying for Federal disaster assistance</p> <p>Provide a single source for exchanging applicant and other Federal disaster assistance information</p>	<ul style="list-style-type: none"> ▪ In conjunction with GovBenefits, established the Disaster Assistance Improvement Program's Program Management Office ▪ Established DAIP Development Contract to begin requirements collection, analysis, engineering and development 	<ul style="list-style-type: none"> ▪ Enhance GovBenefits Internet portal for initial disaster assistance eligibility and to provide information on availability of Federal, State, Tribal, local, and private non-profit disaster assistance programs ▪ Enhance FEMA's Individual Assistance Center Application to support a single Citizen application for any eligible Federal disaster assistance programs

Attachment N

E-Government and Lines of Business Initiatives Milestones & Goals

Milestones are denoted by a bullet point; statements/goals do not have bullet points

Initiative/LoB	Description/Objectives	Completed Milestones	Future Milestones/Goals
E-Rulemaking (EPA) www.regulations.gov	<p>Enhance public access and participation in the regulatory process through electronic systems.</p> <p>Reduce burden for citizens and businesses in finding relevant regulations and commenting on proposed rulemaking actions.</p> <p>Consolidate redundant docket systems.</p> <p>Improve agency regulatory processes and more timely regulatory decisions.</p>	<ul style="list-style-type: none"> ▪ Regulations.gov launched ▪ Federal Docket Management System (FDMS) launched ▪ 23 of 26 scorecard agencies have fully implemented FDMS. These agencies represent over 82% the total federal rulemaking output. ▪ Launched of Regulations.gov with integrated search engine technology 	<p>Additional milestones and goals will be determined collaboratively by the E-Rulemaking Executive Committee.</p>
Expanding Electronic Tax Products for Businesses (Treasury) www.irs.gov	<p>Reduce burden for tax forms filed by businesses.</p> <p>Reduce total processing time required for processing of accurate tax information.</p>	<ul style="list-style-type: none"> ▪ Release form 94x, Employment tax form building in XML format to make business returns easier to file electronically ▪ Release form 1120, Corporate Income Tax 	<p>EETPB continues to work as part of the E-file program. The initiative has been merged in to the larger IRS program to modernize the electronic filing process.</p>
Federal Asset Sales (GSA) www.firstgov.gov	<p>Provide substantial benefit to the Federal government through maximizing net proceeds from asset sales, reducing selling expenses, and improving Utilization and Donation processes.</p> <p>Reduce the expense and difficulty of doing business with the government.</p>	<ul style="list-style-type: none"> ▪ Initial Federal Assets Sales website launched under FirstGov.gov ▪ GovSales.gov version 2 launched ▪ Launched 2 of initial 4 personal property sales centers (GSA and USDA) ▪ Real property joined personal property on GovSales.gov ▪ Personal property and real property workgroups identified, defined, standardized and started reporting key quarterly reporting measures ▪ Launched 3rd of initial 4 personal property sales centers (Treasury) ▪ Launched 4th of initial 4 personal property sales centers (DoJ) 	<p>Agencies are migrating to personal and real property sales centers on a scheduled basis. This schedule was determined by agency migration certifications, the addition of sales centers, and the adjudication of agency waiver requests.</p> <p>Additional milestones and goals will be determined collaboratively by the Federal Asset Sales Executive Committee (16 Original Charter agencies) and other stakeholder groups including the Federal Real Property Council and the Property Management Executive Council.</p>

Attachment N

E-Government and Lines of Business Initiatives Milestones & Goals

Milestones are denoted by a bullet point; statements/goals do not have bullet points

Initiative/LoB	Description/Objectives	Completed Milestones	Future Milestones/Goals
International Trade Process Streamlining (DOC) www.export.gov www.export.gov/china	<p>Create a seamless environment for exporters to research markets, gather trade leads, and conduct a majority of their export transactions online.</p> <p>Provide more timely and accurate export information.</p> <p>Reduce the amount of time spent by U.S. exporters for collecting information and filling out forms.</p> <p>Continue to expand forms available in One Stop, One Form.</p>	<ul style="list-style-type: none"> ▪ Launched Export.gov (consolidated content from USATrade.gov, tradenet.gov, BuyUSA.gov) ▪ Launch of initial One Stop One Form ▪ Expanded One Stop One form including Ex-Im Bank electronic claims form ▪ Launched Export.gov with cross-agency content management technology 	<p>The initiative is managed by the International Trade Administration, U.S. Department of Commerce. Initiative and website functionality are addressed based on user feedback and ongoing usability testing.</p>
Business Gateway (SBA) www.business.gov	<p>Consolidate redundant investments in e-forms systems.</p> <p>Increase Federal agencies' GPEA compliance.</p> <p>Reduce amount of redundant data and forms submitted to the Federal government.</p> <p>Reduce burden on small businesses.</p>	<ul style="list-style-type: none"> ▪ Business.gov and Forms.gov launched ▪ Business.gov and Forms.gov website refresh ▪ Launched initial data harmonization project - coal mining vertical 	<p>Additional milestones and goals will be determined collaboratively by the Business Gateway Governance Board made up of 22 partner agencies.</p>
Consolidated Health Informatics (HHS)	<p>Enable agencies to improve patient safety, which will reduce error rates, lower administrative costs, and strengthen national public health and disaster preparedness.</p>	<ul style="list-style-type: none"> ▪ Release final set of health informatics standards. <p>The last meeting of CHI occurred in October of 2006. This initiative has been absorbed by the Federal Health Architecture LoB. All CHI work product is now managed by FHA LoB.</p>	<p>N/A</p>

Attachment N

E-Government and Lines of Business Initiatives Milestones & Goals

Milestones are denoted by a bullet point; statements/goals do not have bullet points

Initiative/LoB	Description/Objectives	Completed Milestones	Future Milestones/Goals
<p>Geospatial One-Stop (DOI) www.geodata.gov www.geo-one-stop.gov</p>	<p>Reduce burden on public entities by creating consistency, compatibility, and easy access to geospatial data.</p> <p>Stimulate vendor development of geospatial tools and reduce technology risk for geospatial data users.</p> <p>Reduce total processing time to gain access to geospatial data which will improve decision making and the delivery of government services.</p> <p>Provide shared access to spatial data and resources.</p>	<ul style="list-style-type: none"> ▪ Deployed Geodata.gov portal 	<p>The initiative is managed by the U.S. Department of the Interior in coordination with the Federal Geographic Data Committee (FGDC). The initiative will continue operation of, and add enhancements to, the Geospatial One-Stop Portal to enable government organizations at all levels to discover existing geospatial data and build partnerships for sharing costs of new data acquisitions.</p>
<p>Disaster Management (DHS) www.disasterhelp.gov</p>	<p>Save lives and reduce property loss.</p> <p>Provides Federal, State, and local emergency managers better online access to disaster management-related information, planning and response tools.</p>	<ul style="list-style-type: none"> ▪ Launched of DisasterHelp.gov portal ▪ Disaster Management Interoperability Services (DMIS) available to emergency response community ▪ All agencies deploy the DMIS toolset with each of its emergency operations centers (EOCs) 	<p>Daily operational management of Disaster Management has transitioned from DHS' Directorate for Science and Technology (S&T) to the Federal Emergency Management Agency (FEMA). As such, FEMA is currently developing future milestones and goals for the initiatives. S&T will continue to work on the data standards related to disaster management via the Emergency Interoperability Consortium (EIC).</p>

Attachment N

E-Government and Lines of Business Initiatives Milestones & Goals

Milestones are denoted by a bullet point; statements/goals do not have bullet points

Initiative/LoB	Description/Objectives	Completed Milestones	Future Milestones/Goals
SAFECOM (DHS) www.safecomprogram.gov	<p>Reduce the unnecessary loss of life and property during emergency incidents by facilitating public safety communications and interoperability.</p> <p>Reduce costs to local, tribal, State and Federal public safety agencies through coordinating standards for communications equipment.</p> <p>Reduce costs to local, tribal, State and Federal public safety agencies through coordinated planning and guidance.</p>	<ul style="list-style-type: none"> ▪ Developed common grant guidance across multiple federal grant programs ▪ Deliver Statement of Requirements (SoR) ▪ Delivery of National Interoperability Baseline Survey ▪ Assist states in developing and submitting statewide interoperability plans 	<p>Additional goals and milestones are dependent on and will be determined by stakeholders.</p>
E-Vital (SSA)	<p>Reduce administrative, program, and customer costs associated with vital records.</p> <p>Enhance the ability of State and Federal agencies to provide quality customer service by improving the accuracy and speed of access to vital records data.</p> <p>Reduce frequency and amount of benefits fraud and erroneous payments as a result of untimely and inaccurate vital records.</p>	<ul style="list-style-type: none"> ▪ Complete deployment of Electronic Death Registration (EDR) systems in initial set of states (NH, MT, SD) ▪ Additional deployments of EDR systems (MN, NYC, DC) 	<ul style="list-style-type: none"> ▪ FY09 - Develop regulations for minimum birth certificate standards <p>Completion date for the following milestones has not yet been determined (and is dependent on state deployment schedules):</p> <ul style="list-style-type: none"> ▪ Remaining states deploy their EDR system (Currently, 18 out of 53 states and territories have implemented their EDR systems)

Attachment N

E-Government and Lines of Business Initiatives Milestones & Goals

Milestones are denoted by a bullet point; statements/goals do not have bullet points

Initiative/LoB	Description/Objectives	Completed Milestones	Future Milestones/Goals
<p>Grants.gov (HHS) www.grants.gov</p>	<p>Minimize the burden of finding and applying for grants.</p> <p>Minimize time spent looking up procedures and filling out redundant information, while maximizing time on actual grant-related work.</p> <p>Facilitate the review process and enable agencies to make awards more efficiently.</p> <p>Avoid the cost of building and maintaining redundant agency grant systems.</p>	<ul style="list-style-type: none"> ▪ Launched Grants.gov ▪ Enhanced Grants.gov "Find and Apply" mechanism by deploying Applicant system-to-system functionality ▪ All agency discretionary grant applications posted to Grants.gov 	<p>The initiative is managed by the Department of Health and Human Services in coordination with the cross-agency Grants Executive Board (GEB). The initiative will work with grant making agencies to continue to post all discretionary grant applications to Grants.gov. Also, the initiative will continue to meet with the grants community to determine necessary functionality changes to the initiative.</p>
<p>E-Training (OPM) www.golearn.gov</p>	<p>Avoid/decrease costs of tuition fee, travel expenses, and software license fees.</p> <p>Compress learning times through use of online coursework versus instructor-led courses.</p>	<ul style="list-style-type: none"> ▪ Launched Module 1 - initial rollout of the GoLearn.gov site ▪ Launched Module 2 - additional free courses and approximately 2,500 fee-for-service courses ▪ Launched Module 3 - established the Competency Management Center. In addition, Module 3 enhanced the user registration process and added e-Mentoring to GoLearn.gov. ▪ Launched Module 4 - additional competency and skill assessment tools for HR, Acquisition, and Financial Management, as well as additional learning services organized around an initial Communities of Practice tool set ▪ Enhanced the GoLearn.gov site with an improved user interface and easier site navigation ▪ Launched USALearning.gov on 3rd year Anniversary of the original launch 	<ul style="list-style-type: none"> ▪ Q4 FY10 - All agencies fully deployed on enterprise wide Learning Management Systems and redundant legacy systems shutdown <p>Future milestones and goals will be determined collaboratively by the Chief Human Council Officer Council (CHCOC) Learning and Development Subcommittee, which serves as the executive advisory body for this initiative.</p>

Attachment N

E-Government and Lines of Business Initiatives Milestones & Goals

Milestones are denoted by a bullet point; statements/goals do not have bullet points

Initiative/LoB	Description/Objectives	Completed Milestones	Future Milestones/Goals
Recruitment One-Stop (OPM) www.usajobs.gov	Increase public satisfaction with the Federal hiring process. Expedite agencies' identification of qualified candidates. Improve quality of new hires.	<ul style="list-style-type: none"> ▪ Implement improved appearance and usability that mirrors popular private sector internet recruiting sites ▪ Added new functionality for applicant status query, applicant database mining, intake of paper resumes/applications, and capability to link to Federal agency's assessment tools (basic capability implemented) ▪ Integration with agency assessment tools (basic capability implemented) ▪ Launched USAJobs.gov website ▪ Implement applicant database mining; fully integrate agency assessment tools; track applicant status ▪ Agencies scheduled to shutdown job search engines/resume builders and committed to use of USAJOBS as appropriate 	<ul style="list-style-type: none"> ▪ Q4FY09 - Fully integrate agency assessment tools with USAJobs.gov Future milestones and goals will be determined collaboratively by the initiative and the partner agencies.
Enterprise HR Integration (OPM) www.opm.gov/egov	Reduce dependencies on paper-based processes. Provide single source of official employee information. Provide single set of analytical tools supporting workforce analysis, forecasting, and strategic management of human capital.	<ul style="list-style-type: none"> ▪ Deploy EHRI Repository to support Central Personnel Data File (CPDF) replacement, E-Payroll and E-Clearance ▪ Phase 2 Rollout (extend data model; begin load of historical data) ▪ Phase 3 Rollout (extend data model; complete load of historical data; employee transfer capability) 	<ul style="list-style-type: none"> ▪ Q1 FY13 - All Agency Official Personnel Files (OPF) converted to Electronic OPF Additional milestones and goals to reduce redundant reporting and improve workforce planning will be determined collaboratively by the initiative and the Human Resources Line of Business' governance board which oversees this initiative.
E-Clearance (OPM) www.opm.gov/egov	Reduce time to locate previous investigations which enhances the opportunities for reciprocity. Reduce data entry burden and time.	<ul style="list-style-type: none"> ▪ The Clearance Verification System (CVS) was deployed to provide access for all agency authorized users to the personnel security investigation and clearance records of the government ▪ Electronic Questionnaire for Investigations Processing (e-QIP) automating the Questionnaire for National Security Positions, Standard Form 86 (SF-86) deployed 	OPM's Federal Investigative Services Division (OPM-FISD) is coordinating with agencies to establish milestones to increase utilization of e-QIP and CVS

Attachment N

E-Government and Lines of Business Initiatives Milestones & Goals

Milestones are denoted by a bullet point; statements/goals do not have bullet points

Initiative/LoB	Description/Objectives	Completed Milestones	Future Milestones/Goals
E-Payroll (OPM) www.opm.gov/egov	<p>Reduce modernization costs by consolidating payroll systems.</p> <p>Reduce cost per payroll transaction per employee</p>	<ul style="list-style-type: none"> ▪ Standardize payroll processes ▪ E-Payroll Agency Migrations: <ul style="list-style-type: none"> ○ American Battle Monuments Commission, Railroad Retirement Board, Federal Energy Regulatory Commission, Broadcasting Board of Governors (BBG) ○ NSF, NASA, DHS, DOE, NRC, DoL, HHS, DOT, EPA, DoJ-FBI, Treasury 	<ul style="list-style-type: none"> ▪ FY09 - VA - Migrate all agency payroll systems to Defense Finance and Accounting Service (DFAS) <p>Upon completion of all agency migrations to an E-Payroll provider, the functions of E-Payroll will be managed by the Human Resources LoB.</p>
E-Gov Travel (GSA) http://egov.gsa.gov	<p>Improve the government's internal efficiency, administrative performance, and regulatory compliance relative to travel.</p> <p>Eliminate redundant and stovepipe travel management systems through a buy-once/use-many shared services approach.</p> <p>Minimize capital investment, operations, and maintenance costs for travel management services.</p> <p>Bring world-class travel management and superior customer service to the Federal travel process</p>	<ul style="list-style-type: none"> ▪ Compete an acquisition and award to end-to-end service providers (Carlson Wagonlit, EDS, and Northrop Grumman) ▪ Begin agency capture of detailed travel and financial information in government-wide data warehouse ▪ E-Gov Travel Agency Migrations: <ul style="list-style-type: none"> ○ NSF, NARA, DOT, DOE, DoL, ED, GSA HUD, OPM, VA 	<ul style="list-style-type: none"> ▪ Support DHS, Treasury, DoJ, DoI, DoL, HHS, NASA, NRC, SSA, SBA, USAID, and USDA in completing migrations to one of the E-Payroll providers. ▪ Continue to work with DoC to come to agreement on agency migration to E-Travel provider. ▪ Work with DoJ to begin executing DoJ's plan for migration. ▪ E-Gov Travel is also planning on a re-competition for service providers.

Attachment N

E-Government and Lines of Business Initiatives Milestones & Goals

Milestones are denoted by a bullet point; statements/goals do not have bullet points

Initiative/LoB	Description/Objectives	Completed Milestones	Future Milestones/Goals
Integrated Acquisition Environment (GSA) www.BPN.gov www.FedBizOpps.gov www.FedTeDS.gov www.PPIRS.gov www.wdol.gov https://fpds.gov www.epls.gov www.contractdirectory.gov	Reduce burden for vendors. Achieve cost savings through consolidated vendor information, procurement data systems, and common processes. Reduce cycle time of procurement process.	<ul style="list-style-type: none"> ▪ Implemented Integrated Vendor Profile Network (IVPN), the Single point of vendor registration ▪ Implemented consolidated eCatalog, a directory of contracts to simplify selection and facilitate leverage of Government buying ▪ Implemented Federal Acquisition Management Information System (FAMIS), a web-based Federal Management Information System integrated with legacy systems and providing real-time data ▪ Implemented update to FAMIS ▪ Implemented initial intra-governmental exchange portal ▪ Implemented On-line Representations and Certifications (ORCA) system ▪ Implemented Federal Technical Data Solution (FedTeDS) system ▪ Implemented Electronic Subcontracting Reporting System (eSRS) 	<ul style="list-style-type: none"> ▪ Q3 FY10 - Federal Procurement Data System - Next Generation (FPDS-NG) production cutover <p>Future milestones and goals will be determined collaboratively by the initiative's governance board, the Acquisitions Committee for E-Gov (ACE) under the Federal Chief Acquisition Officer (CAO) Council.</p>
Integrated Acquisition Environment – Loans and Grants (GSA)	Increase utilization of the Dun and Bradstreet unique identifier (DUNS) and the Central Contractor Registration (CCR)	<ul style="list-style-type: none"> ▪ Expanded capacity of Dun and Bradstreet contract for reporting of grants and loans recipients in support of FFATA 	The project is providing continuing support under the DUNS contract.
E-Records Management (NARA)	Increase % of eligible data archived/preserved electronically. Provide consistency in approach to implementing E-Records Management applications. Improve ability of agencies to access/retrieve records.	<ul style="list-style-type: none"> ▪ Issue first Electronic Records Management (ERM) guidance product ▪ Issue first lessons learned/best practices model ▪ Develop ERM requirements that agencies can incorporate in their system designs ▪ Deploy enterprise-wide ERM system guidance ▪ Issued final guidance products and tools ▪ Issued guidance for building an effective enterprise-wide ERM Governance Structure ▪ Issued of recommended practice guidance regarding development and implementation of an enterprise-wide ERM Proof of Concept Pilot ▪ Issued analysis of lessons learned for enterprise-wide ERM projects 	Future milestones and goals will be determined collaboratively by the initiative's governance board.

Attachment N

E-Government and Lines of Business Initiatives Milestones & Goals

Milestones are denoted by a bullet point; statements/goals do not have bullet points

Initiative/LoB	Description/Objectives	Completed Milestones	Future Milestones/Goals
E-Authentication (GSA) www.cio.gov/eauthentication	<p>Reduce authentication system development and acquisition costs.</p> <p>Reduce burden of conducting secure transactions with government.</p> <p>Eliminate the need for Federal agencies to establish independent authentication systems.</p> <p>Protect privacy by ensuring that individuals can control their own personal information.</p>	<ul style="list-style-type: none"> ▪ Issued Credential Assessment Framework (CAF) ▪ Issued NIST technical guidance on authentication systems ▪ Security Assertion Markup Language (SAML) 2.0, the standard for exchanging authentication and authorization data, became available 	N/A
International Trade Data System (DHS & Treasury) www.itds.gov	<p>Reduce redundant trade information collections.</p> <p>Efficiently regulate the flow of commerce.</p> <p>Effectively enforce international trade laws.</p> <p>Enhance safety of imported products.</p>	<ul style="list-style-type: none"> ▪ Reviewed and assessed current import safety procedures and methods ▪ Developed strategic framework to improve import safety based on review ▪ Agencies designated a senior executive to develop an ITDS utilization plan and lead agency implementation 	<ul style="list-style-type: none"> ▪ Q4 FY09 - All agencies fully utilizing ITDS <p>Future milestones will be determined based on agency implementations and other needs with regards to the initiatives objectives.</p>
Financial Management (FM) LoB (GSA)	<p>The FM LoB is standardizing and consolidating the government's financial systems and financial business processes through the establishment of shared service centers (SSC).</p>	<ul style="list-style-type: none"> ▪ Launched 4 FM LoB Shared Service Centers (SSC) ▪ Published Business Process Standard (BPS) for Funds Control ▪ Published Business Process Standard (BPS) for Payments ▪ Published Common Government-wide Accounting Code (CGAC) standard 	<p>While all agencies have not yet scheduled migrations to FM LoB SSCs, current migrations are scheduled through Q1 FY15.</p>

Attachment N

E-Government and Lines of Business Initiatives Milestones & Goals

Milestones are denoted by a bullet point; statements/goals do not have bullet points

Initiative/LoB	Description/Objectives	Completed Milestones	Future Milestones/Goals
Human Resources (HR) Management LoB (OPM)	The HR LoB is using government-wide, modern, cost-effective, standardized, and interoperable HR solutions to provide common core functionality to support the strategic management of Human Capital through the establishment of SSC's.	<ul style="list-style-type: none"> ▪ Established 5 Federal HR LoB Shared Service Centers (SSC) ▪ Developed Entrance on Duty (EOD) Concept of Operations ▪ Developed Service Component Model (SCM) version 2.0 ▪ Developed target requirements for SSCs ▪ Competed HR LoB Service Delivery and Shared Services Best Practices Report ▪ Completed selection of HR LoB Private Sector SSC's for multiple award schedule or GWAC 	Track and oversee agency migrations to Shared Service Centers (SSCs) which are planned to take place from FY 2009 through FY 2012.
Grants Management (GM) LoB (HHS & NSF)	The GM LoB is developing solutions to standardize and streamline the grants management process government-wide.	<ul style="list-style-type: none"> ▪ Identified three agencies as GM Consortia Leads: Department of Education, National Science Foundation, and Health and Human Services - Administration for Children and Families 	<ul style="list-style-type: none"> ▪ Align remaining agencies (DHS, DOC, and HUD) through production of mutually acceptable Implementation Strategy Plans. <p>Additional milestones will be determined based on submitted agency Implementation Strategy Plans; additional milestones and goals will be determined collaboratively by the Grants Executive Board and the Managing Partners.</p>
Case Management (CM) LoB (DoJ)	The CM LoB is using common data standards and shared architectures to easily and appropriately share case management information within and between federal and non-federal agencies.	<ul style="list-style-type: none"> ▪ CM LOB architecture developed for two areas (updates ongoing): <ul style="list-style-type: none"> ○ Federal Investigative Case Management Solution (FICMS), and ○ Litigation Case Management Solution (LCMS) ▪ DoJ begins using CM LOB architecture when planning & developing case management systems ▪ Agencies begin using the CM LOB architecture when planning and developing their case management systems (e.g., RRB, DHS, DoL, Treasury) 	CM LoB operations have been terminated by the managing partner. DoJ will be submitting EA docs, as well as any other examples of potential re-use.

Attachment N

E-Government and Lines of Business Initiatives Milestones & Goals

Milestones are denoted by a bullet point; statements/goals do not have bullet points

Initiative/LoB	Description/Objectives	Completed Milestones	Future Milestones/Goals
Federal Health Architecture (FHA) LoB (HHS)	The FHA LoB is a collaborative effort to foster interoperability between healthcare systems across the nation.	<ul style="list-style-type: none"> ▪ Complete development of Emergency Response EHR Use Case ▪ FHA Program Plan, Reporting Guide, Standards Education Course materials 	<p>The FHA LoB, which subsumed CHI, continues to provide a forum for Federal agencies to meet, so that they can identify gaps in health information standards. FHA now provides regular input to the Health Information Technology Standards Panel (HITSP) as national health IT standards are proposed and released for comment. This activity meets the intent of the original milestone for CHI to mature HIT standards development within the Federal government.</p> <p>As agencies plan and request for Health IT solutions, agencies will be directed to use these standards.</p>
Information Systems Security (ISS) LoB (DHS)	The ISS LoB is establishing common solutions for information systems security through Shared Service Centers.	<ul style="list-style-type: none"> ▪ Designated IT Security Awareness training and security reporting service providers: DoD, State/USAID, and OPM serve as Federal Information Security Management Act (FISMA) training providers; EPA and DoJ serve as FISMA reporting providers ▪ Completed an analysis of situational awareness and incident response tools to determine priority tools demanded by agencies 	<ul style="list-style-type: none"> ▪ Q2 FY10 - all applicable agencies begin using the FISMA reporting and FISMA training services provided by the ISS LOB's shared service centers <p>Additionally, ISS LoB will assist the Trusted Internet Connections (TIC) initiative in guidance surrounding the implementation of the initiative.</p> <p>Future milestones and goals will be determined collaboratively by the ISS LoB's Federal Systems Security Governance Board (FSSGB).</p>
Budget Formulation and Execution (BFE) LoB (ED)	The BFE LoB is enhancing Federal agency and central budget processes by identifying and implementing modern, interoperable, flexible, cost effective, and optimized solutions to support all phases of the formulation and execution of the Federal budget.	<ul style="list-style-type: none"> ▪ Deployed government wide budget formulation shared system – Budget Formulation and Execution Manager (BFEM) which is a system managed by Treasury ▪ Developed a requirements decision matrix for assessing budget formulation and execution systems ▪ Established a collaboration site for information sharing 	<ul style="list-style-type: none"> ▪ Add modules for Performance Measures and Budget Execution to “Productized” Treasury solution. Provide service to additional agencies. <p>Future milestones and goals will be determined collaboratively by the LoB's governance board.</p>

Attachment N

E-Government and Lines of Business Initiatives Milestones & Goals

Milestones are denoted by a bullet point; statements/goals do not have bullet points

Initiative/LoB	Description/Objectives	Completed Milestones	Future Milestones/Goals
Geospatial LoB (DOI)	The Geospatial LoB is developing a coordinated approach to produce, maintain, and use geospatial data and services across the federal government to reduce long-term costs of geo-information delivery and access.	<ul style="list-style-type: none"> ▪ Released Common Solutions/Technical Architecture document ▪ Completed government-wide collection of investment data to determine the Federal government's spending on geospatial data and capabilities to support mission and program activities ▪ Collected updated geospatial investment data and created a report and analysis of data 	<ul style="list-style-type: none"> ▪ Evaluate and define geospatial data life cycle and identify common capabilities to allow cost-benefit ROI for shared services. <p>Additional milestones and goals will be determined collaboratively by the LoB's governance board in coordination with the Federal Geographic Data Committee (FGDC).</p>
IT Infrastructure (ITI) LoB (GSA)	The ITI LoB is identifying opportunities for IT infrastructure consolidation and optimization and developing government-wide common solutions to realize cost savings.	<ul style="list-style-type: none"> ▪ Released Common Solutions Document describing infrastructure work in three areas: <ul style="list-style-type: none"> ○ Data Centers; ○ Networks (data & voice); and ○ Desktop Computer Services and Seat Management ▪ Awarded contract to develop price and performance benchmarks ▪ Established metrics for first common infrastructure area: End User Systems and Services ▪ Develop the cost and service level definitions for the two remaining common infrastructure areas: <ol style="list-style-type: none"> 1) Mainframes and Servers Services and Support and 2) Telecommunications Systems and Support 	<ul style="list-style-type: none"> ▪ Q3 FY 09 - Complete benchmark study <p>Continue working with agencies to complete an IT Infrastructure Segment Architecture for the Federal government.</p> <p>Continue working with agencies to identify actionable initiatives and programs that will reduce the cost and improve the performance of the Federal IT infrastructure.</p>

Attachment O

E-Gov Initiatives and Lines of Business Funding History

as previously reported to the House Appropriations Committee, Surveys and Investigations

\$ in millions

Initiative	Budgetary Resources	PY-1 & Earlier	PY 2007	CY 2008	BY 2009
GovBenefits.gov	Planning:	\$0.842	\$0.000	\$0.000	\$0.000
	Acquisition:	\$2.714	\$0.000	\$0.000	\$0.000
	Subtotal Planning and Acquisition:	\$3.556	\$0.000	\$0.000	\$0.000
	Operations & Maintenance:	\$31.627	\$4.318	\$4.297	\$4.438
	TOTAL	\$30.759	\$4.321	\$4.318	\$4.298
	Government FTE Costs:	\$1.275	\$0.182	\$0.185	\$0.188
	# of FTE represented by Costs:	5	1	1	1
Disaster Assistance Improvement Plan	Planning:	\$0.000	\$3.400	\$5.400	\$4.800
	Acquisition:	\$0.000	\$0.000	\$19.770	\$15.850
	Subtotal Planning and Acquisition:	\$0.000	\$3.400	\$25.170	\$20.650
	Operations & Maintenance:	\$0.000	\$0.000	\$4.350	\$4.668
	TOTAL	\$0.000	\$3.400	\$29.520	\$25.318
	Government FTE Costs:	\$0.000	\$0.110	\$0.110	\$0.330
	# of FTE represented by Costs:	0	1	1	3
IRS Free File	[Not available - has always been included as component of larger Treasury investment (Modernized e-File)]				
Recreation One-Stop	[Did not provide]				
USA Services	Planning:	\$0.000	\$0.000	\$0.000	\$0.000
	Acquisition:	\$0.000	\$0.000	\$0.000	\$0.000
	Subtotal Planning and Acquisition:	\$0.000	\$0.000	\$0.000	\$0.000
	Operations & Maintenance:	\$20.179	\$13.579	\$9.279	\$9.655
	TOTAL	\$20.179	\$13.579	\$9.279	\$9.655
	Government FTE Costs:	\$3.056	\$1.811	\$1.894	\$1.945
	# of FTE represented by Costs:	29	16	16	16
Business Gateway	Planning:	\$8.139	\$3.266	\$2.617	\$1.612
	Acquisition:	\$10.655	\$1.076	\$1.537	\$0.733
	Subtotal Planning and Acquisition:	\$18.794	\$4.342	\$4.154	\$2.345
	Operations & Maintenance:	\$4.771	\$5.201	\$1.541	\$0.890
	TOTAL	\$23.565	\$9.543	\$5.695	\$3.235
	Government FTE Costs:	\$3.386	\$0.750	\$0.800	\$0.800
	# of FTE represented by Costs:	20	4	4	4
Consolidated Health Informatics	[Not available - included as component of FHA LoB exhibit 300]				
E-Rulemaking	Planning:	\$1.965	\$0.000	\$0.000	\$0.000
	Acquisition:	\$17.581	\$2.845	\$0.500	\$0.500
	Subtotal Planning and Acquisition:	\$19.546	\$2.845	\$0.500	\$0.500
	Operations & Maintenance:	\$19.460	\$6.200	\$6.400	\$6.825
	TOTAL	\$39.006	\$9.045	\$6.900	\$7.325
	Government FTE Costs:	\$3.150	\$0.800	\$0.800	\$0.850
	# of FTE represented by Costs:	56	8	9	9
Expanding Electronic Tax Products For Businesses	[Not available - has always been included as component of larger Treasury investment (Modernized e-File)]				
Federal Asset Sales	Planning:	\$12.789	\$31.209	\$0.000	\$0.000
	Acquisition:	\$1.797	\$0.000	\$0.000	\$0.000
	Subtotal Planning and Acquisition:	\$14.586	\$31.209	\$0.000	\$0.000
	Operations & Maintenance:	\$5.600	\$7.093	\$36.007	\$36.082
	TOTAL	\$20.186	\$38.302	\$36.007	\$36.082
	Government FTE Costs:	\$0.617	\$12.257	\$12.915	\$13.171
	# of FTE represented by Costs:	23	142	145	145

Attachment O
E-Gov Initiatives and Lines of Business Funding History
as previously reported to the House Appropriations Committee, Surveys and Investigations

\$ in millions

Initiative	Budgetary Resources	PY-1 & Earlier	PY 2007	CY 2008	BY 2009
International Trade Data System *	Planning:	\$134.536	\$0.000	\$0.000	\$0.000
	Acquisition:	\$1,311.511	\$252.032	\$240.038	\$232.662
	Subtotal Planning and Acquisition:	\$1,446.047	\$252.032	\$240.038	\$232.662
	Operations & Maintenance:	\$246.740	\$56.105	\$67.916	\$75.001
	TOTAL	\$1,692.787	\$308.137	\$307.954	\$307.663
	Government FTE Costs:	\$16.273	\$8.663	\$9.015	\$9.188
	# of FTE represented by Costs:	119	62	62	62
International Trade Process Streamlining	Planning:	\$0.290	\$0.000	\$0.000	\$0.000
	Acquisition:	\$1.895	\$0.000	\$0.000	\$0.000
	Subtotal Planning and Acquisition:	\$2.185	\$0.000	\$0.000	\$0.000
	Operations & Maintenance:	\$1.420	\$0.520	\$0.520	\$0.530
	TOTAL	\$3.605	\$0.520	\$0.520	\$0.530
	Government FTE Costs:	\$1.010	\$0.220	\$0.230	\$0.230
	# of FTE represented by Costs:	10	2	2	2
Disaster Management	Planning:	\$8.570	\$0.000	\$0.000	\$0.000
	Acquisition:	\$2.537	\$0.000	\$0.000	\$0.000
	Subtotal Planning and Acquisition:	\$11.107	\$0.000	\$0.000	\$0.000
	Operations & Maintenance:	\$32.607	\$12.269	\$12.269	\$12.514
	TOTAL	\$43.714	\$12.269	\$12.269	\$12.514
	Government FTE Costs:	\$0.200	\$0.200	\$0.200	\$0.200
	# of FTE represented by Costs:	1	1	1	1
E-Vital	[Did not provide]				
Geospatial One-Stop	Planning:	\$7.240	\$0.000	\$0.000	\$0.000
	Acquisition:	\$2.405	\$0.000	\$0.000	\$0.000
	Subtotal Planning and Acquisition:	\$9.645	\$0.000	\$0.000	\$0.000
	Operations & Maintenance:	\$29.425	\$1.685	\$1.659	\$1.440
	TOTAL	\$39.070	\$1.685	\$1.659	\$1.440
	Government FTE Costs:	\$0.300	\$0.300	\$0.295	\$0.210
	# of FTE represented by Costs:	4	2	2	2
Grants.gov	Planning:	\$5.495	\$0.250	\$0.200	\$0.200
	Acquisition:	\$16.859	\$2.450	\$1.790	\$1.402
	Subtotal Planning and Acquisition:	\$22.354	\$2.700	\$1.990	\$1.602
	Operations & Maintenance:	\$26.011	\$9.256	\$10.058	\$9.947
	TOTAL	\$48.365	\$11.956	\$12.048	\$11.549
	Government FTE Costs:	\$2.800	\$1.100	\$1.400	\$1.437
	# of FTE represented by Costs:	29	7	9	9
SAFECOM	[Not available - became statutorily required program]				
E-Clearance	[Not available - initiative is reported as component of three OPM exhibit 300's: eQIP, PIPS, and HR LoB]				
EHRI	Planning:	\$16.689	\$0.000	\$0.000	\$0.000
	Acquisition:	\$54.403	\$18.375	\$32.900	\$19.900
	Subtotal Planning and Acquisition:	\$71.092	\$18.375	\$32.900	\$19.900
	Operations & Maintenance:	\$10.082	\$17.116	\$23.158	\$24.205
	TOTAL	\$81.174	\$35.491	\$56.058	\$44.105
	Government FTE Costs:	\$2.860	\$1.074	\$1.101	\$1.128
	# of FTE represented by Costs:	7	7	7	7
E-Payroll	[Not available - included as component of HR LoB Exhibit 300]				

Attachment O
E-Gov Initiatives and Lines of Business Funding History
as previously reported to the House Appropriations Committee, Surveys and Investigations

\$ in millions

Initiative	Budgetary Resources	PY-1 & Earlier	PY 2007	CY 2008	BY 2009
E-Records Management	[Not available - initiative is reported as component of multiple NARA records management programs]				
E-Training	Planning:	\$6.810	\$0.000	\$0.095	\$0.080
	Acquisition:	\$2.400	\$0.000	\$0.000	\$0.000
	Subtotal Planning and Acquisition:	\$9.210	\$0.000	\$0.095	\$0.080
	Operations & Maintenance:	\$8.960	\$0.000	\$0.000	\$0.000
	TOTAL	\$18.170	\$0.000	\$0.095	\$0.080
	Government FTE Costs:	\$4.230	\$0.000	\$0.075	\$0.086
	# of FTE represented by Costs:	3	0	0	0
E-Gov Travel	Planning:	\$31.494	\$8.009	\$0.000	\$0.000
	Acquisition:	\$0.000	\$0.000	\$0.000	\$0.000
	Subtotal Planning and Acquisition:	\$31.494	\$8.009	\$0.000	\$0.000
	Operations & Maintenance:	\$0.000	\$0.000	\$9.601	\$8.918
	TOTAL	\$31.494	\$8.009	\$9.601	\$8.918
	Government FTE Costs:	\$2.619	\$0.647	\$0.725	\$0.750
	# of FTE represented by Costs:	19	5	5	5
Integrated Acquisition Environment	Planning:	\$3.135	\$1.951	\$8.116	\$1.830
	Acquisition:	\$1.622	\$0.000	\$0.000	\$0.000
	Subtotal Planning and Acquisition:	\$4.757	\$1.951	\$8.116	\$1.830
	Operations & Maintenance:	\$193.970	\$32.354	\$32.961	\$41.508
	TOTAL	\$198.728	\$34.306	\$41.077	\$43.339
	Government FTE Costs:	\$5.332	\$5.402	\$5.797	\$6.088
	# of FTE represented by Costs:	0	25	29	34
Recruitment One-Stop (USAJobs)	Planning:	\$0.000	\$0.000	\$0.000	\$0.000
	Acquisition:	\$0.000	\$0.000	\$0.000	\$0.000
	Subtotal Planning and Acquisition:	\$0.000	\$0.000	\$0.000	\$0.000
	Operations & Maintenance:	\$6.009	\$6.017	\$6.438	\$6.619
	TOTAL	\$6.009	\$6.017	\$6.438	\$6.619
	Government FTE Costs:	\$2.003	\$2.225	\$2.541	\$2.720
	# of FTE represented by Costs:	8	9	10	11
E-Authentication	Planning:	\$28.441	\$0.000	\$0.000	\$0.000
	Acquisition:	\$0.222	\$0.000	\$0.100	\$0.104
	Subtotal Planning and Acquisition:	\$28.663	\$0.000	\$0.100	\$0.104
	Operations & Maintenance:	\$45.936	\$0.000	\$6.848	\$17.853
	TOTAL	\$74.599	\$0.000	\$6.948	\$17.957
	Government FTE Costs:	\$3.019	\$0.000	\$1.018	\$1.049
	# of FTE represented by Costs:	24	4	8	8
Budget Formulation and Execution LoB	Planning:	\$0.000	\$0.260	\$0.277	\$0.260
	Acquisition:	\$0.000	\$1.361	\$1.291	\$1.467
	Subtotal Planning and Acquisition:	\$0.000	\$1.621	\$1.568	\$1.727
	Operations & Maintenance:	\$0.000	\$0.000	\$0.270	\$0.320
	TOTAL	\$0.000	\$1.621	\$1.838	\$2.047
	Government FTE Costs:	\$0.000	\$0.516	\$0.525	\$0.550
	# of FTE represented by Costs:	0	4	5	5
Case Management LoB	[Not available - no Exhibit 300 submitted; primary architecture maintained by CM LoB are from LCMS and Sentinel both of which have exhibit 300's]				
Federal Health Architecture LoB	Planning:	\$1.610	\$1.000	\$1.230	\$1.280
	Acquisition:	\$7.100	\$4.420	\$5.430	\$5.650
	Subtotal Planning and Acquisition:	\$8.710	\$5.420	\$6.660	\$6.930
	Operations & Maintenance:	\$0.760	\$0.470	\$0.580	\$0.600
	TOTAL	\$9.470	\$5.890	\$7.240	\$7.530
	Government FTE Costs:	\$0.540	\$0.180	\$0.190	\$0.200
	# of FTE represented by Costs:	2	1	1	1

Attachment O
E-Gov Initiatives and Lines of Business Funding History
as previously reported to the House Appropriations Committee, Surveys and Investigations

\$ in millions

Initiative	Budgetary Resources	PY-1 & Earlier	PY 2007	CY 2008	BY 2009
Financial Management LoB	Planning:	\$41.609	\$1.245	\$4.000	\$10.000
	Acquisition:	\$58.706	\$13.201	\$23.956	\$21.914
	Subtotal Planning and Acquisition:	\$100.315	\$14.446	\$27.956	\$31.914
	Operations & Maintenance:	\$187.199	\$63.198	\$62.011	\$65.167
	TOTAL	\$287.514	\$77.644	\$89.967	\$97.081
	Government FTE Costs:	\$59.138	\$26.686	\$19.164	\$19.868
	# of FTE represented by Costs:	352	260	189	191
Geospatial LoB	Planning:	\$0.000	\$1.364	\$1.405	\$1.295
	Acquisition:	\$0.000	\$0.000	\$0.000	\$0.000
	Subtotal Planning and Acquisition:	\$0.000	\$1.364	\$1.405	\$1.295
	Operations & Maintenance:	\$0.000	\$0.000	\$0.000	\$0.000
	TOTAL	\$0.000	\$1.364	\$1.405	\$1.295
	Government FTE Costs:	\$0.000	\$0.000	\$0.000	\$0.000
	# of FTE represented by Costs:	0	12	23	26
Grants Management LoB	Planning:	\$0.945	\$2.748	\$4.490	\$3.920
	Acquisition:	\$5.091	\$10.423	\$19.522	\$15.976
	Subtotal Planning and Acquisition:	\$6.036	\$13.171	\$24.012	\$19.896
	Operations & Maintenance:	\$7.160	\$3.590	\$4.285	\$7.906
	TOTAL	\$13.196	\$16.761	\$28.297	\$27.802
	Government FTE Costs:	\$1.047	\$1.995	\$2.668	\$3.190
	# of FTE represented by Costs:	7	14	16	17
Human Resources LoB	Planning:	\$8.859	\$4.469	\$3.533	\$3.186
	Acquisition:	\$0.000	\$0.000	\$0.000	\$0.000
	Subtotal Planning and Acquisition:	\$8.859	\$4.469	\$3.533	\$3.186
	Operations & Maintenance:	\$0.000	\$0.000	\$0.000	\$0.000
	TOTAL	\$8.859	\$4.469	\$3.533	\$3.186
	Government FTE Costs:	\$1.934	\$0.967	\$1.328	\$1.165
	# of FTE represented by Costs:	6	6	7	7
Information Systems Security LoB	Planning:	\$0.150	\$15.615	\$27.651	\$27.699
	Acquisition:	\$0.000	\$0.000	\$22.762	\$32.710
	Subtotal Planning and Acquisition:	\$0.150	\$15.615	\$50.413	\$60.409
	Operations & Maintenance:	\$0.000	\$0.000	\$0.000	\$2.692
	TOTAL	\$0.150	\$15.615	\$50.413	\$63.101
	Government FTE Costs:	\$0.050	\$3.838	\$13.526	\$17.216
	# of FTE represented by Costs:	1	28	98	123
IT Infrastructure LoB	Planning:	\$0.000	\$0.000	\$0.000	\$0.000
	Acquisition:	\$0.000	\$0.000	\$0.000	\$0.000
	Subtotal Planning and Acquisition:	\$0.000	\$0.000	\$0.000	\$0.000
	Operations & Maintenance:	\$0.000	\$1.980	\$5.395	\$5.404
	TOTAL	\$0.000	\$1.980	\$5.395	\$5.404
	Government FTE Costs:	\$0.000	\$0.000	\$0.585	\$0.576
	# of FTE represented by Costs:	0	2	4	4

NOTE: Highlighted data is per budgetary materials sent by agencies to OMB. Other data is as reported by agencies in publicly available FY08 exhibit 300s unless otherwise noted.

* Per DHS' publicly posted Exhibit 300. Figures include costs for Automated Commercial Environment